
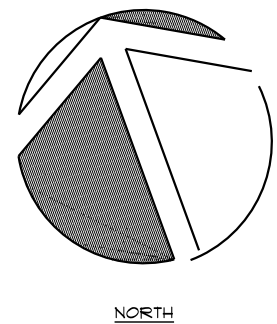


UNAUTHORIZED CHANGES & USES: THE ENGINEER PREPARING THESE PLANS WILL NOT BE RESPONSIBLE FOR, OR LIABLE FOR, UNAUTHORIZED CHANGES TO OR USES OF THESE PLANS. ALL CHANGES TO THE PLANS MUST BE IN WRITING AND MUST BE APPROVED BY THE PREPARER OF THESE PLANS.



FLOOR PLAN - SUITE B
SCALE: 1/8" = 1'-0"




WET STAMPED AND SIGNED PLANS BY THE ENGINEER OF RECORD SIGNIFY THAT ALL INFORMATION FROM THE CALCULATIONS HAS BEEN TRANSFERRED TO THE PLANS.

REVISIONS	BY

PACIFIC AFFILIATES
CONSULTING ENGINEERS

980 W. WATERFRONT DRIVE, EUREKA, CA 95601
TEL (707) 445-5001 • FAX (707) 445-5003



FLOOR PLAN

PACIFIC AFFILIATES, INC. HEREBY EXPRESSLY RESERVES ITS COMMON LAW AND STATUTORY RIGHTS IN THESE PLANS AND DRAWINGS ARE NOT TO BE REPRODUCED, COPIED, OR TRANSMITTED IN ANY FORM OR BY ANY MEANS, WITHOUT FIRST OBTAINING THE EXPRESS WRITTEN PERMISSION OF PACIFIC AFFILIATES, INC. NOR ARE THEY ASSIGNED TO ANY THIRD PARTY WITHOUT FIRST OBTAINING WRITTEN PERMISSION AND CONSENT.

EXISTING BUILDING

3530 BROADWAY
EUREKA, CA 95503
APN 007-092-016

Date: 11/21/22
Scale: 1/8" = 1' Drawn by: EJ

SHEET NUMBER
A-1

JOB NUMBER
22-2902