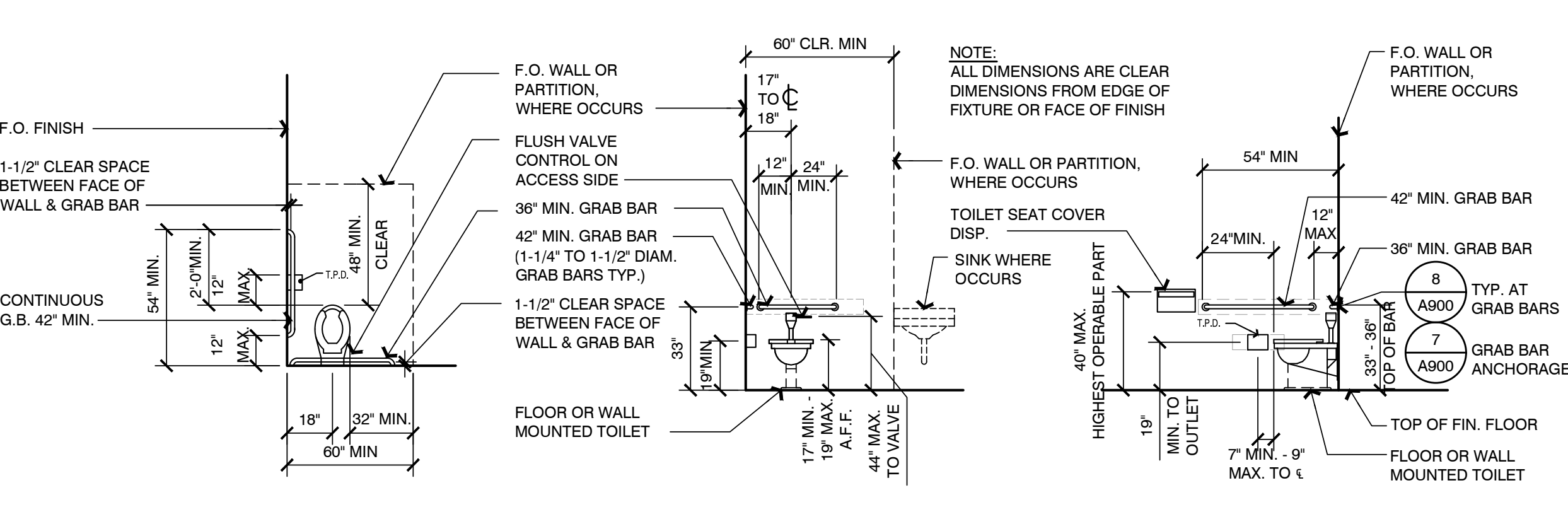
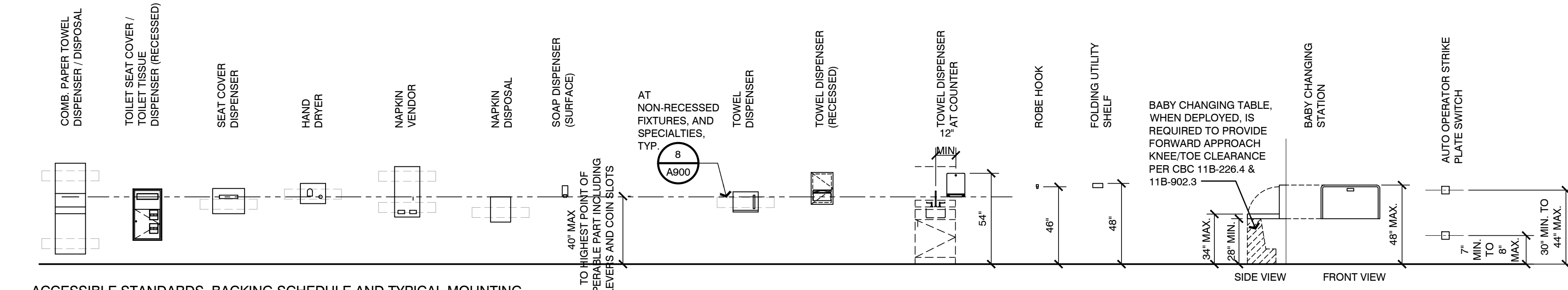
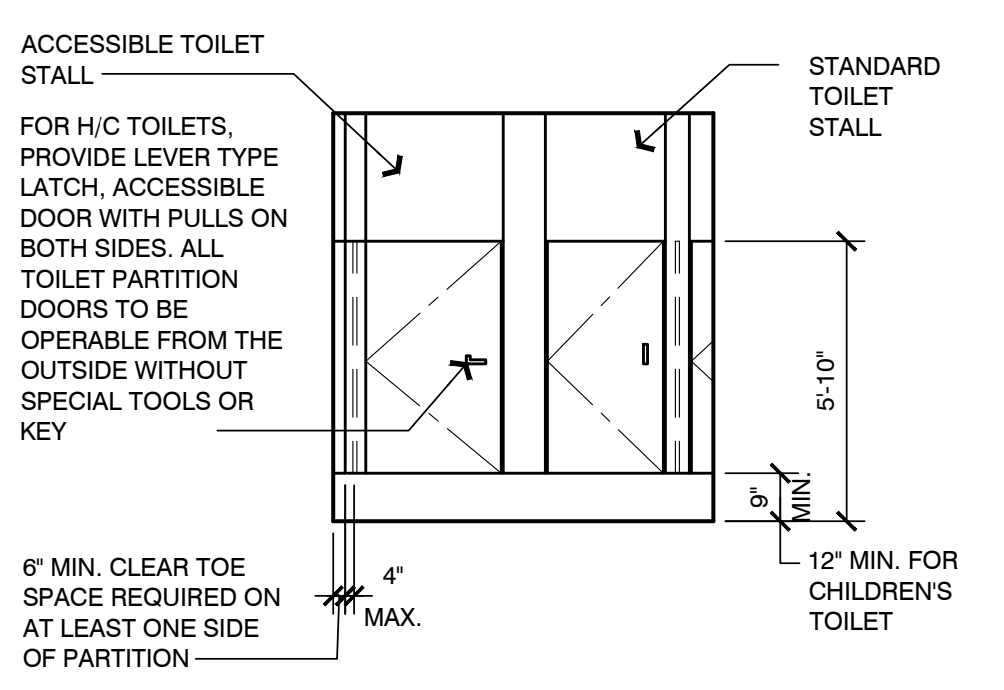


WALL MOUNTED LAVATORY AND ACCESSORIES



WATER CLOSET AND ACCESSORIES

- GENERAL NOTES**
1. PROVIDE BACKING FOR ALL EQUIPMENT AND CASEWORK MOUNTED ON THE WALL. REFER TO SHEET A900 FOR TYPICAL BACKING DETAILS.
 2. ALL DIMENSIONS ARE CLEAR DIMENSIONS FROM EDGE OF FIXTURE OR FACE OF FINISH
 3. GENERAL CONTRACTOR TO PROVIDE STRUCTURAL SUPPORT AND/OR METAL REINFORCEMENT IN STUD WALLS AT ALL CASEWORK CABINETS, SHELVING, EQUIPMENT ETC. REFER TO ADJACENT DETAILS FOR TYPICAL BACKING REQUIREMENTS AND TYPICAL MOUNTING HEIGHTS AND ARRANGEMENTS OF COMMON SPECIALTY ITEMS INCLUDING SHOWERS AND TOILET ROOMS.
 4. ALL RECESSED SPECIALTIES SHOWN ON ELEVATIONS THAT ARE LOCATED IN FIRE RATED WALLS ARE TO BE 5-SIDED WITH 5/8\"/>
 - 5. DIMENSIONS FOR MOUNTING HEIGHTS OF SOAP DISPENSERS AND PAPER TOWEL DISPENSERS SHALL NOT APPLY AT LOCATIONS WHERE THEY ARE SHOWN MOUNTED OVER COUNTERTOPS.



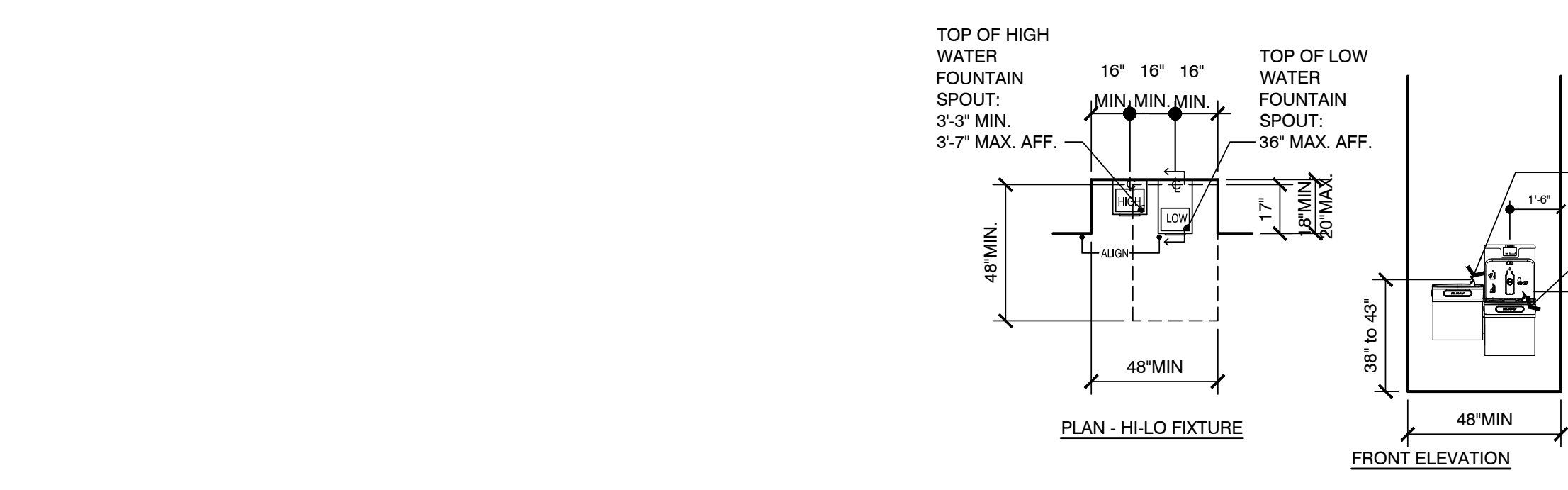
ACCESSIBLE STANDARDS, BACKING SCHEDULE AND TYPICAL MOUNTING HEIGHTS FOR ACCESSORIES, FIXTURES AND EQUIPMENT

- ACCESS NOTES**
1. GRAB BARS:
 - A. GRAB BARS, TUB AND SHOWER SEATS, FASTENERS AND MOUNTING DEVICES SHALL BE DESIGNED FOR 250 POUNDS PER LINEAL FOOT LOAD.
 - B. GRAB BARS AND ANY WALL OR OTHER SURFACE ADJACENT TO IT SHALL BE FREE OF ANY SHARP OR ABRASIVE ELEMENTS.
 - C. GRAB BARS SHALL NOT ROTATE WITH THEIR FITTINGS. EDGES SHALL HAVE A MINIMUM RADIUS OF 1/8 INCH.
 - D. MAINTAIN 1-1/2\"/>
 - E. DIMENSIONS FOR MOUNTING HEIGHTS OF SOAP DISPENSERS AND PAPER TOWEL DISPENSERS SHALL NOT APPLY AT LOCATIONS WHERE THEY ARE SHOWN MOUNTED OVER COUNTERTOPS.
 2. THRESHOLD:
 - A. WHEN A THRESHOLD OR RECESSED DROP IS USED, IT SHALL BE A MAXIMUM OF 1/2 INCH IN HEIGHT AND SHALL BE BEVELED OR SLOPED AT AN ANGLE NOT EXCEEDING 1:2 FROM THE HORIZONTAL.
 3. SIGNAGE:
 - A. SIGNAGE CHARACTERS SHALL BE SAN SERIF, NON-ITALIC, OBLIQUE, SCRIPT, HIGHLY DECORATIVE, OR OF OTHER UNUSUAL FORMS PER CBC 11B-703.2.3.
 - B. BRAILLE SHALL BE POSITIONED BELOW THE CORRESPONDING TEXT IN A HORIZONTAL FORMAT, FLUSH LEFT OR CENTERED. IF TEXT IS MULTILINED, BRAILLE SHALL BE PLACED BELOW THE ENTIRE TEXT. BRAILLE SHALL BE SEPARATED 3/8 INCH (9.5 MM) MINIMUM AND 1/2 INCH (12.7 MM) MAXIMUM FROM ANY OTHER TACTILE CHARACTERS AND 3/8 INCH (9.5 MM) MINIMUM FROM RAISED BORDERS AND DECORATIVE ELEMENTS PER CBC 11B-703.3.2.
 - C. LOCATION: WHERE A TACTILE SIGN IS PROVIDED AT A DOOR, THE SIGN SHALL BE LOCATED ALONGSIDE THE DOOR AT THE LATCH SIDE. WHERE A TACTILE SIGN IS PROVIDED AT DOUBLE DOORS WITH ONE ACTIVE LEAF, THE SIGN SHALL BE LOCATED ON THE INACTIVE LEAF. WHERE A TACTILE SIGN IS PROVIDED AT DOUBLE DOORS WITH TWO ACTIVE LEAFS, THE SIGN SHALL BE LOCATED TO THE RIGHT OF THE RIGHT HAND DOOR. WHERE THERE IS NO WALL SPACE AT THE LATCH SIDE OF A SINGLE DOOR OR AT THE RIGHT SIDE OF DOUBLE DOORS, SIGNS SHALL BE LOCATED ON THE NEAREST ADJACENT WALL. SIGNS CONTAINING TACTILE CHARACTERS SHALL BE LOCATED SO THAT A CLEAR FLOOR SPACE OF 18 INCHES (457 MM) MINIMUM BY 18 INCHES (457 MM) MINIMUM, CENTERED ON THE TACTILE CHARACTERS, IS PROVIDED BEYOND THE ARC OF ANY DOOR SWING BETWEEN THE CLOSED POSITION AND 45 DEGREE OPEN POSITION. WHERE PROVIDED, SIGNS IDENTIFYING PERMANENT ROOMS AND SPACES SHALL BE LOCATED AT THE ENTRANCE TO, AND OUTSIDE OF THE ROOM OR SPACE. WHERE PROVIDED, SIGNS IDENTIFYING EXITS SHALL BE LOCATED AT THE EXIT DOOR WHEN APPROACHED IN THE DIRECTION OF EGRESS TRAVEL PER CBC 11B-703.4.2.
 - D. CHARACTER HEIGHT MEASURED VERTICALLY FROM THE BASELINE OF THE CHARACTER SHALL BE 5/8 INCH (15.9 MM) MINIMUM AND 2 INCHES (51 MM) MAXIMUM BASED ON THE HEIGHT OF THE UPPERCASE LETTER '1\"/>
 - E. CHARACTER SPACING SHALL BE MEASURED BETWEEN THE TWO CLOSEST POINTS OF ADJACENT RAISED CHARACTERS WITHIN A MESSAGE, EXCLUDING WORD SPACES. WHERE CHARACTERS HAVE RECTANGULAR CROSS SECTIONS, SPACING BETWEEN INDIVIDUAL RAISED CHARACTERS SHALL BE 1/8 INCH (3.2 MM) MINIMUM AND 4 TIMES THE RAISED CHARACTER STROKE WIDTH MAXIMUM. WHERE CHARACTERS HAVE OTHER CROSS SECTIONS, SPACING BETWEEN INDIVIDUAL RAISED CHARACTERS SHALL BE 1/16 INCH (1.6 MM) MINIMUM AND 4 TIMES THE RAISED CHARACTER STROKE WIDTH MAXIMUM AT THE BASE OF THE CROSS SECTIONS. AND 1/8 INCH (3.2 MM) MINIMUM AND 4 TIMES THE RAISED CHARACTER STROKE WIDTH MAXIMUM AT THE TOP OF THE CROSS SECTIONS. CHARACTERS SHALL BE SEPARATED FROM RAISED BORDERS AND DECORATIVE ELEMENTS 3/8 INCH (9.5 MM) MINIMUM.

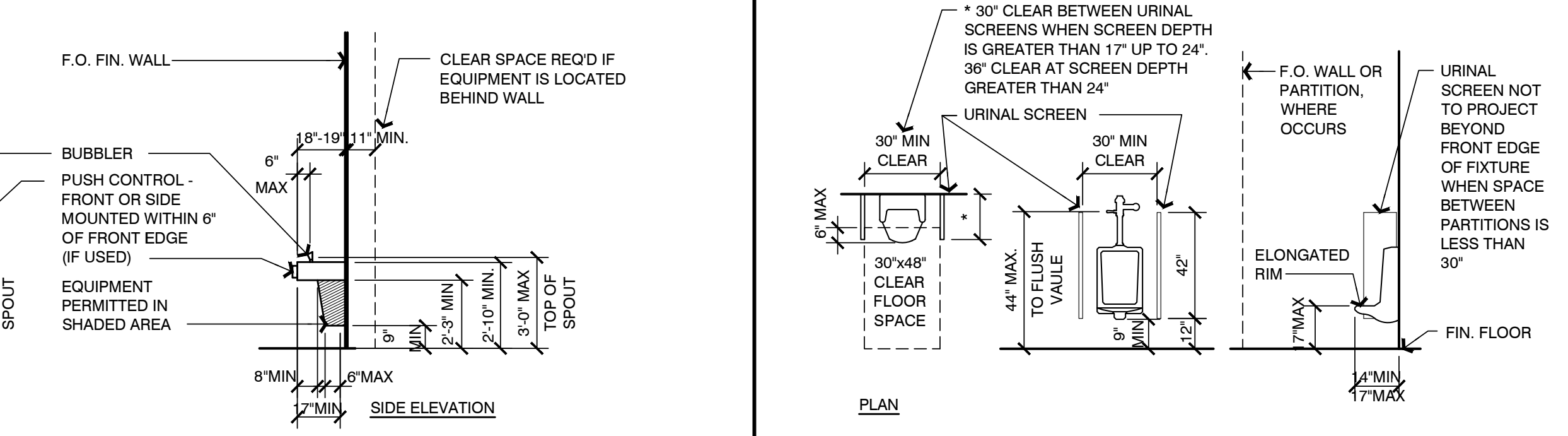
TOILET PARTITIONS

ACCESSIBLE MOUNTING HEIGHTS

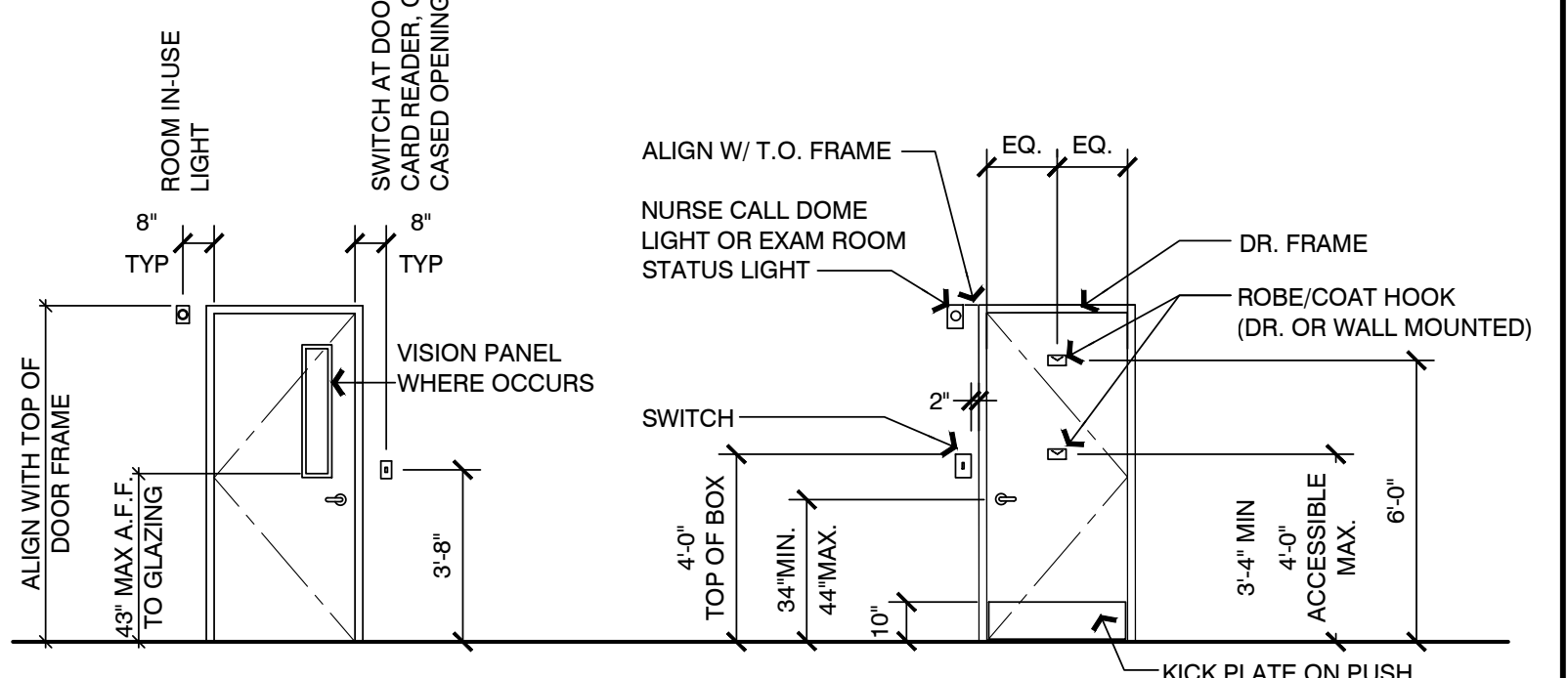
ACCESS NOTES



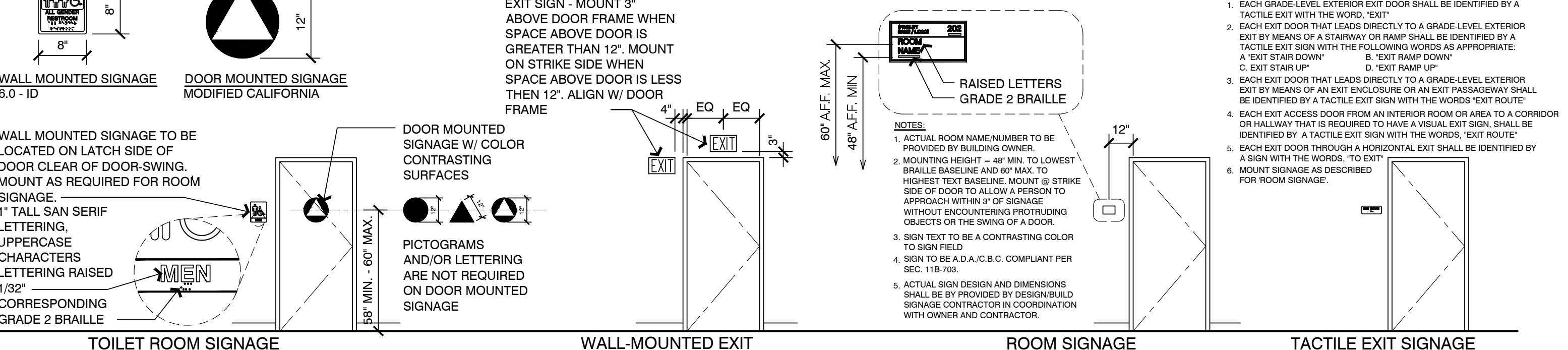
HI-LO ACCESSIBLE DRINKING FOUNTAIN




URINAL




DOORS



INTERIOR SIGNAGE



DOORS



INTERIOR DIRECTION SIGNAGE

- MISC. MOUNTING HGT NOTES**
1. PLUMBING:
 - A. TOILET SEAT HEIGHT FOR TOILETS USED BY PATIENTS SHALL BE 18\"/>

- REVISIONS**
- | Sym. | Description | By | Date |
|------|---------------|-----|---------|
| △ | BACK CHECK #1 | TAJ | 11/2/22 |
| △ | BACK CHECK #2 | TAJ | 1/30/23 |
- Drawn By** NMR
Checked By
Date Drawn 2/15/2023
Scale AS NOTED
Job No. 17-6430

SHEET No.

Copyright © 2023

All ideas, designs, arrangements and plans indicated or represented by the drawings are the property of NICHOLS MELBURG & ROSSETTO ARCHITECTS + ENGINEERS. No part of these drawings, arrangements or plans may be reproduced, stored in a retrieval system, or transmitted in any form or by any means, electronic, mechanical, photocopying, recording, or by any information storage and retrieval system, without the written permission of NICHOLS MELBURG & ROSSETTO.

NICHOLS MELBURG & ROSSETTO ARCHITECTS + ENGINEERS

300 KNOLLCREST DRIVE
 REDDING, CA 96002
 (530) 222-3300 (530) 222-3538 FAX
 http://www.nmrdesign.com

KEY PLAN

LICENSE STAMPS

Professional Engineer License
 State of California
 License No. C-34730
 Expires 5/31/25

PROJECT NAME

ACCESSIBILITY IMPROVEMENTS

FOR HUMBOLDT COUNTY COURTHOUSE

825 5TH STREET
 EUREKA, CALIFORNIA

SHEET TITLE

ACCESSIBILITY REQUIREMENTS

DRAWING STATUS

CONSTRUCTION DOCUMENTS

REVISIONS

Sym.	Description	By	Date
△	BACK CHECK #1	TAJ	11/2/22
△	BACK CHECK #2	TAJ	1/30/23

Drawn By NMR
Checked By
Date Drawn 2/15/2023
Scale AS NOTED
Job No. 17-6430

SHEET No.

A009

Logn Name: Dawn C
 Plot Date: March 06, 2023 - 09:46 pm
 File Name: \\NW000001-252\NMR\Files\Projects\8050\CA\03\07\17-6430 Humboldt County ADA Compliance\09 Courthouse\Drawings\HFC_CHL_A009 Accessibility.dwg
 PERS_C:\nmr\2023-09

FINISH SCHEDULE LEGEND

09300 - FLOOR TILE	WT-2	MANUFACTURER - CROSSVILLE INC. STYLE - JAVA JOINT COLOR - FRESH GROUND SIZE - 2' X 2' MOSAIC FINISH - UPS - SLIP RESISTANT GROUT JOINT - CUSTOM BUILDING PRODUCTS GROUT COLOR - #335 WINTER GRAY	WT-2	MANUFACTURER - COUNTRY FLOORS STYLE - BARN GLOSSY CERAMIC TILES COLOR - BROWN SIZE - 2' X 12" GROUT JOINT - CUSTOM BUILDING PRODUCTS GROUT COLOR - #335 WINTER GRAY
FT-1	MANUFACTURER - CROSSVILLE INC. STYLE - JAVA JOINT COLOR - FRESH GROUND SIZE - 2' X 2' MOSAIC FINISH - UPS - SLIP RESISTANT GROUT JOINT - CUSTOM BUILDING PRODUCTS GROUT COLOR - #335 WINTER GRAY	09900 - PAINT	PT-1	MANUFACTURER - COLOR - FINISH - EGG SHELL LOCATION - GENERAL WALL, CEILING & SOFFIT
FT-2	MANUFACTURER - CROSSVILLE INC. STYLE - JAVA JOINT COLOR - FRESH GROUND SIZE - 6" X 12" COVED BASED FINISH - UPS - SLIP RESISTANT GROUT JOINT - CUSTOM BUILDING PRODUCTS GROUT COLOR - #335 WINTER GRAY	TOILET PARTITION	PRT-1	MANUFACTURER - SCRANTON PRODUCTS COLLECTION - HINY HIDERS STYLE - HDPE PLASTIC WITH HOMOGENOUS COLOR THROUGHOUT COLOR - NIKEL TEXTURE - HAMMERED
09300 - WALL TILE	WT-1	MANUFACTURER - GARDEN STATE TILE STYLE - MOONSTRUCK COLOR - KOSMOS SIZE - 12" X 24" GROUT JOINT - CUSTOM BUILDING PRODUCTS GROUT COLOR - #335 WINTER GRAY		

FINISHES GENERAL NOTES

- A. EXISTING CLG HTS SHOWN ON THIS SCHEDULE ARE NOMINAL AND MAY VARY SLIGHTLY WITH ACTUAL FIELD CONDITIONS.
- B. REFER TO REFLECTED CEILING PLAN FOR CEILING HEIGHTS.
- C. ALL INTERIOR WALL & CLG FINISHES SHALL COMPLY WITH CBC TABLE 803.9 AND SECTION 803 (FLAME SPREAD RATINGS). PROVIDE A CLASS B (26-75 FLAME SPREAD RATING) AT ROOMS OR AREAS AND A CLASS A (0-25 FLAME SPREAD RATING) AT ALL EXITWAYS. FINISHES SHALL ALSO COMPLY WITH CBC SECTION 1224.4.11 AND TABLE 1224.1.
- D. SEE INTERIOR ELEVATIONS, SECTIONS & REFLECTED CEILING FOR ADDITIONAL INFORMATION.
- E. ALL ROOM FINISHES DESIGNATED AS EXISTING THAT ARE AFFECTED BY CONSTRUCTION SHALL BE PATCHED TO MATCH ADJACENT FINISHES SO THAT THERE WILL BE NO DISCERNABLE DIFFERENCES BETWEEN NEW AND EXISTING SURFACES.
- F. ACOUSTICAL TILE, CARPETING & VINYL WALL FABRIC SAMPLES MUST BE SUBMITTED FOR APPROVAL PRIOR TO INSTALLATION. CARPET SAMPLES MUST BE ACCOMPANIED BY A REPORT FROM A TESTING LABORATORY CERTIFYING A FLAME SPREAD RATING OF 75 OR LESS AS PER ASTM-84-88. ALSO ACCEPTABLE IS NBR 78-1436 CERTIFYING A MINIMUM RATING OF 0.45 WATTS PER SQ. CENTIMETER FOR UNSPRINKLERED BUILDINGS AND 0.22 WATTS PER SQ. CENTIMETER FOR SPRINKLERED BUILDINGS.
- G. ALL INTERIOR FINISHES SHALL COMPLY WITH CBC SECTION 804.
- H. WOOD GRAIN PLASTIC LAMINATES SHALL BE ORIENTED WITH THE GRAIN VERTICALLY INCLUDING DRAWERS, FILLER PANELS AND SLOPED TOPS) SUCH THAT THE 'GRAIN' MATCHES AND ALIGNS VERTICALLY FROM DRAWER TO DRAWER, FROM DOOR TO DRAWER, AND DOOR TO SLOPED/FILLER TOPS AS OCCURS.
- J. ALL MECHANICAL GRILLS SHALL BE PAINTED TO MATCH ADJACENT WALL COLOR.

ROOM FINISH REMARKS

- REMOVE (E) WALL TILES, (E) PLASTER O/LATH TO REMAIN
- PATCH AND REPAIR EXISTING CEILING, WALL, AND FLOOR AS NEEDED
- PAINT (E) DOORS TO MATCH ADJACENT TILE TYP.

ROOM FINISH SCHEDULE

NO.	ROOM NAME	FLOOR		WALLS								CEILING FINISH	SOFFIT FINISH	CASEWORK			DOOR FINISH	DOOR FRAME FINISH	ROOM FINISH REMARKS
		MATERIAL	BASE	NORTH	EAST	SOUTH	WEST	WAINSCOT	CHAIR RAIL / HANDRAIL / CRASH RAIL / BUMPER GUARD	UPPER CABINET	BASE CABINET / FULL HEIGHT CABINET			COUNTERTOP	DOOR FINISH	DOOR FRAME FINISH			
G10	MENS RESTROOM	FT-1	FT-2	WT-2/P-1	WT-1/P-1	WT-1/P-1	WT-1/P-1	-	-	-	-	P-1	-	-	-	-	(E)	P-1	1,2,3
G11	WOMENS RESTROOM	FT-1	FT-2	WT-1/P-1	WT-1/P-1	WT-2/P-1	WT-1/P-1	-	-	-	-	P-1	-	-	-	-	(E)	P-1	1,2,3
106	WOMENS RESTROOM	FT-1	FT-2	WT-1/P-1	WT-2/P-1	WT-1/P-1	WT-1/P-1	-	-	-	-	P-1	-	-	-	-	(E)	P-1	1,2,3
107	MENS RESTROOM	FT-1	FT-2	WT-1/P-1	WT-1/P-1	WT-1/P-1	WT-2/P-1	-	-	-	-	P-1	-	-	-	-	(E)	P-1	1,2,3
122	WOMENS RESTROOM	FT-1	FT-2	WT-1/P-1	WT-1/P-1	WT-2/P-1	WT-1/P-1	-	-	-	-	P-1	-	-	-	-	(E)	P-1	1,2,3
123	MENS RESTROOM	FT-1	FT-2	WT-2/P-1	WT-1/P-1	WT-1/P-1	WT-1/P-1	-	-	-	-	P-1	-	-	-	-	(E)	P-1	1,2,3
208	WOMENS RESTROOM	FT-1	FT-2	WT-1/P-1	WT-2/P-1	WT-1/P-1	WT-1/P-1	-	-	-	-	P-1	-	-	-	-	(E)	P-1	1,2,3
209	MENS RESTROOM	FT-1	FT-2	WT-1/P-1	WT-1/P-1	WT-1/P-1	WT-2/P-1	-	-	-	-	P-1	-	-	-	-	(E)	P-1	1,2,3
228	WOMENS RESTROOM	FT-1	FT-2	-	-	-	WT-2/P-1	-	-	-	-	P-1	-	-	-	-	(E)	P-1	1,2,3
229	MENS RESTROOM	FT-1	FT-2	WT-2/P-1	-	-	-	-	-	-	-	P-1	-	-	-	-	(E)	P-1	1,2,3
315	MENS RESTROOM	FT-1	FT-2	WT-1/P-1	WT-1/P-1	WT-1/P-1	WT-2/P-1	-	-	-	-	P-1	-	-	-	-	(E)	P-1	1,2,3
316	WOMENS RESTROOM	FT-1	FT-2	WT-1/P-1	WT-2/P-1	WT-1/P-1	WT-1/P-1	-	-	-	-	P-1	-	-	-	-	(E)	P-1	1,2,3
317	WOMENS RESTROOM	FT-1	FT-2	WT-1/P-1	WT-1/P-1	WT-2/P-1	WT-1/P-1	-	-	-	-	P-1	-	-	-	-	(E)	P-1	1,2,3
318	MENS RESTROOM	FT-1	FT-2	WT-2/P-1	WT-1/P-1	WT-1/P-1	WT-1/P-1	-	-	-	-	P-1	-	-	-	-	(E)	P-1	1,2,3
319	WOMENS RESTROOM	FT-1	FT-2	WT-2/P-1	WT-1/P-1	WT-1/P-1	WT-1/P-1	-	-	-	-	P-1	-	-	-	-	(E)	P-1	1,2,3
320	MENS RESTROOM	FT-1	FT-2	WT-1/P-1	WT-1/P-1	WT-2/P-1	WT-1/P-1	-	-	-	-	P-1	-	-	-	-	(E)	P-1	1,2,3
404	MENS RESTROOM	FT-1	FT-2	WT-1/P-1	WT-1/P-1	WT-2/P-1	WT-1/P-1	-	-	-	-	P-1	-	-	-	-	(E)	P-1	1,2,3
405	WOMENS RESTROOM	FT-1	FT-2	WT-2/P-1	WT-1/P-1	WT-1/P-1	WT-1/P-1	-	-	-	-	P-1	-	-	-	-	(E)	P-1	1,2,3
504	MENS RESTROOM	FT-1	FT-2	WT-2/P-1	WT-1/P-1	WT-1/P-1	WT-1/P-1	-	-	-	-	P-1	-	-	-	-	(E)	P-1	1,2,3
505	WOMENS RESTROOM	FT-1	FT-2	WT-1/P-1	WT-1/P-1	WT-2/P-1	WT-1/P-1	-	-	-	-	P-1	-	-	-	-	(E)	P-1	1,2,3

FINISH ABBREVIATIONS

ACT ACOUSTICAL TILE	CR CRASH RAIL	FT FLOOR TILE	PG PRESSED GLASS	RF RUBBER FLOORING	TER TERRAZZO	WS-1 WINDOW SHADE (SINGLE ROLL)
ACTS ACOUSTICAL TILE SCRUBABLE	CT CERAMIC TILE	GL GLASS	PLAM PLASTIC LAMINATE	RP RESIN PANEL	TRS TRANSITION STRP	WS-2 WINDOW SHADE (DOUBLE ROLL)
B WALL BASE	DR DOOR	HC HIGH IMPACT WALL COVERING	PRT TOILET PARTITION	RT RUBBER TILE	VCT VINYL COMPOSITION TILE	WSV WELDED SHEET VINYL
BG BUMPER GUARD	DWP DECORATIVE WALL PANEL	HR HAND RAIL	PRV PRIVACY CURTAIN	SCB SELF COVE BASE	VT VINYL TILE	WT WALL TILE
C CONCRETE	EPX EPOXY	LCK LOCKERS	PT-1 PAINT - EGG SHELL	SCR SHOWER CURTAIN	WB 1" MIN BLINDS	
CG-1 CORNER GUARD - SURFACE MOUNTED	EIR EXISTING TO REMAIN	LVT LUXURY VINYL TILE	PT-1A PAINT - SEMI-GLOSS	SOT STATIC DISSIPATIVE TILE	WC WALL COVERING	
CG-2 CORNER GUARD - END WALL	EXP EXPOSED STRUCTURE	ME MATCH EXISTING	PT-E PAINT - EPOXY	SSM SOLID SURFACING MATERIAL	WCB WALL COVERING BORDER	
CHR CHAIR RAIL	FRL FIBER REINFORCED LAMINATE	NS NATURAL STONE	QRZ QUARTZ SURFACING	SV SHEET VINYL	WCM WALK OFF MAT	
CPT CARPET	FRP FIBERGLASS RENF. PANEL	PB PROFILE WALL BASE (MTERED)	RAF RUBBER ATHLETIC FLOORING	SVT SHEET VINYL TILE	WP WALL PROTECTION	

RESTROOM ACCESSORIES SCHEDULE

TAG	FIXTURE DESCRIPTION	MFR.	MODEL #	RESPONSIBILITY TO PROVIDE		RESPONSIBILITY TO INSTALL	
				OWNER	CONTRACTOR	OWNER	CONTRACTOR
Ⓢ	PAPER TOWEL DISPENSER	(E)	(E)	●	○	●	○
Ⓢ	SOAP DISPENSER	(E)	(E)	●	○	●	○
Ⓢ	TOILET PAPER DISPENSER	(E)	(E)	●	○	●	○
Ⓢ	NAPKIN DISPOSAL	(E)	(E)	●	○	●	○
Ⓢ	TOILET SEAT COVER DISPENSER	(E)	(E)	●	○	●	○
Ⓢ	24"W X 36"H MIRROR	BOBRICK	#B-290-2436	○	●	○	●
Ⓢ	60"W X 36"H FRAMED MIRROR	T.B.D.	T.B.D.	○	●	○	●
Ⓢ	PIPING PROTECTION PACKAGE	TRUBRO	LAUGUARD 2 OR EQUAL	●	○	○	●
Ⓢ	BABY CHANGING STATION	KOALA	#KB110-SSWM OR EQUAL	○	●	○	●
Ⓢ	SIDE GRAB BAR	(E)	(E)	●	○	○	●
Ⓢ	REAR GRAB BAR	(E)	(E)	●	○	○	●
Ⓢ	TOILET PARTITIONS	HINY HIDERS	?	●	○	○	●
Ⓢ	HAND SANITIZER DISPENSER	(E)	(E)	●	○	○	●
Ⓢ	TILE FINISH STRIP	SCHLUTER	JOLLY #A100AT, 3/8"	○	●	○	●
Ⓢ	TILE COVED BASE STRIP	SCHLUTER	DILEX-AHK1S100AT, 3/8"	○	●	○	●


PLUMBING FIXTURE SCHEDULE

ITEM NUMBER	FIXTURE	MFR.	MODEL #	S	V	CW	HW	MAX. FLOW TABLE 5.303.2	SPECIFIED FLOW RATES	REMARKS	RESPONSIBILITY TO PROVIDE		RESPONSIBILITY TO INSTALL	
											OWNER	CONTRACTOR	OWNER	CONTRACTOR
P-1	WALL MOUNTED WATER CLOSET & FLUSHOMETER COMBO	SLOAN	WETS-2450.1401	4"	2"	1 1/2"	-	1.28gpf	1.28gpf	-	●	○	○	●
P-2	FLOOR MOUNTED WATER CLOSET & FLUSHOMETER COMBO	SLOAN	WETS-2020.1401	4"	2"	1 1/2"	-	1.28gpf	1.28gpf	-	●	○	○	●
P-3	WATER CLOSET RETROFIT G2 SENSOR FLUSHOMETER	SLOAN	G2 RESS-C-1.6/3.5-LH	-	-	1 1/2"	-	1.28gpf	1.28gpf	-	●	○	○	●
P-4	URINAL & FLUSHOMETER COMBO	SLOAN	WEUS-1005.1401	4"	2"	1 1/2"	-	XXXgpf	0.5gpf	-	●	○	○	●
P-5	URINAL RETROFIT G2 SENSOR FLUSHOMETER	SLOAN	G2 RESS-U-0.5-XD	-	-	-	-	XXXgpf	0.5gpf	-	●	○	○	●
P-6	WALL MOUNTED LAVATORY	SLOAN	SS-3003	2"	1 1/2"	-	-	-	-	-	●	○	○	●
P-7	LAVATORY SENSOR FAUCET	SLOAN	SF-2350-BAT-BDM-CP-0.5GPM-MLM-IR-FCT	-	-	3/4"	3/4"	XXXgpm	0.5gpm	-	●	○	○	●
P-8	RETROFIT SIDE MOUNTED SENSOR FLUSHOMETER	SLOAN	EBV500A	-	-	3/4"	3/4"	XXXgpm	0.5gpm	-	●	○	○	●
P-9	HI-LO DRINKING FOUNTAIN W/ BOTTLE FILL STATION	ELKAY	LZSTL8WSSP	1 1/2"	1 1/2"	3/4"	-	XXXgpm	0.5gpm	115V/60Hz, CONNECT TO SUPPLY AND WASTE LINES W/DIELECTRIC COUPLINGS	○	●	○	●

LIGHTING/ELECTRICAL FIXTURE SCHEDULE


FIXTURE	MFR.	MODEL #	RESPONSIBILITY TO PROVIDE		RESPONSIBILITY TO INSTALL	
			OWNER	CONTRACTOR	OWNER	CONTRACTOR
4'-0" SURFACE MOUNTED LINEAR LED	LITHONIA	#STL4 20L EZ1 LP840	○	●	○	●
2'-0" SURFACE MOUNTED LINEAR LED	LITHONIA	#STL2 20L EZ1 LP840	○	●	○	●
WALL MOUNTED VANITY LED	LITHONIA	#FMVCSLS 48IN MVOLT 90CRI BN	○	●	○	●
WALL SURFACE MOUNTED HORN & STROBE WARNING DEVICE	T.B.D.	T.B.D.	○	●	○	●
SURFACE MOUNTED DOOR OPERATOR STRIKE PLATE	T.B.D.	T.B.D.	○	●	○	●

Copyright © 2023
 All ideas, designs, arrangements and plans indicated or represented by this drawing are owned by and the property of NICHOLS MELBURG and ROSSETTO. No part of this drawing may be reproduced, stored in a retrieval system, or transmitted in any form or by any means, electronic, mechanical, photocopying, recording, or by any information storage and retrieval system, without the written permission of NICHOLS MELBURG and ROSSETTO.




NICHOLS MELBURG ROSSETTO
 ARCHITECTS + ENGINEERS
 300 KNOLLCREST DRIVE
 REDDING, CA 96002
 (530) 222-3300 (530) 222-3538 FAX
 http://www.nmrdesign.com

KEY PLAN



LICENSE STAMPS



PROJECT NAME

ACCESSIBILITY IMPROVEMENTS FOR HUMBOLDT COUNTY COURTHOUSE

825 5TH STREET
 EUREKA, CALIFORNIA

SHEET TITLE SCHEDULES AND SCHEDULE NOTES

DRAWING STATUS

CONSTRUCTION DOCUMENTS

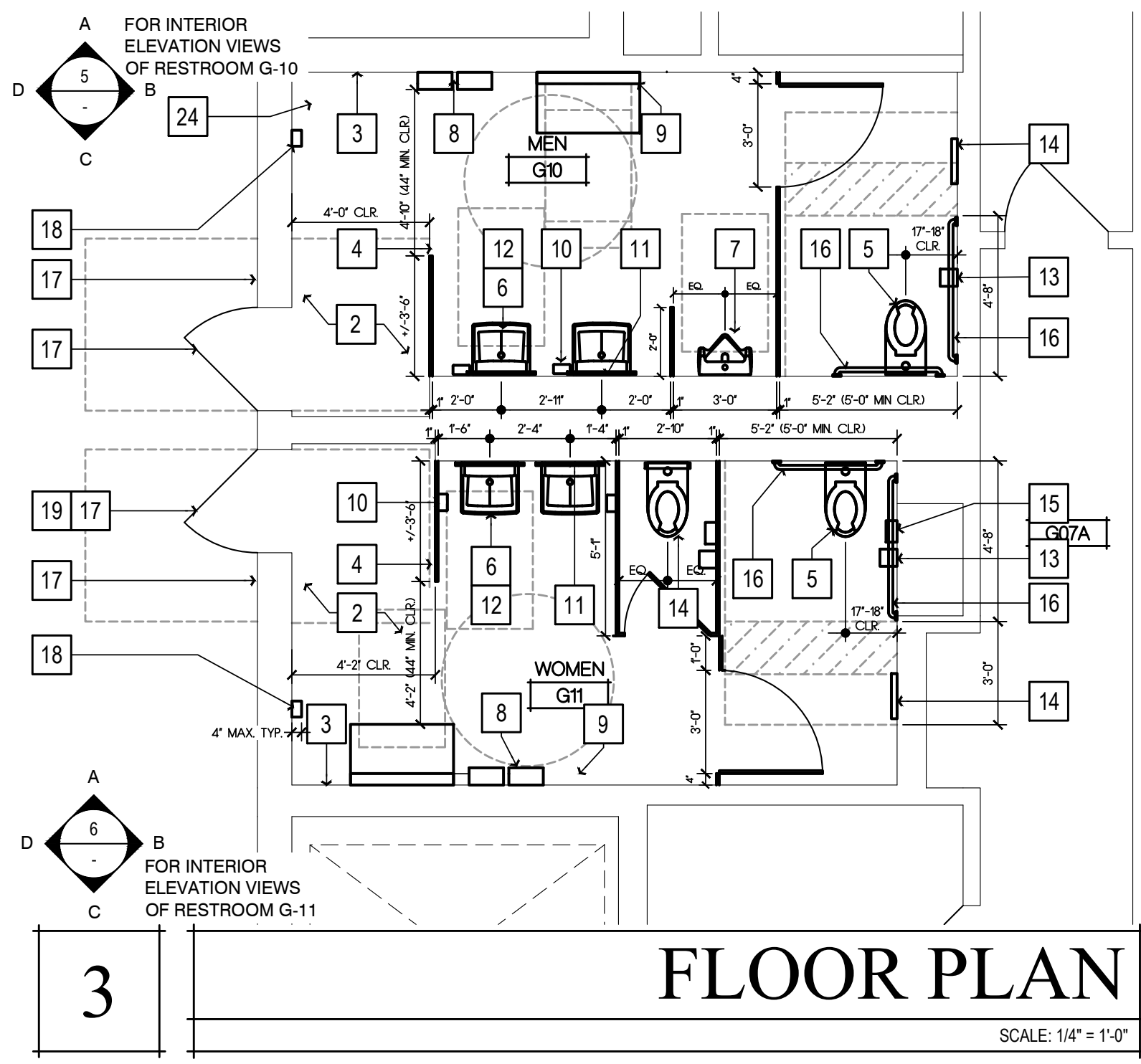
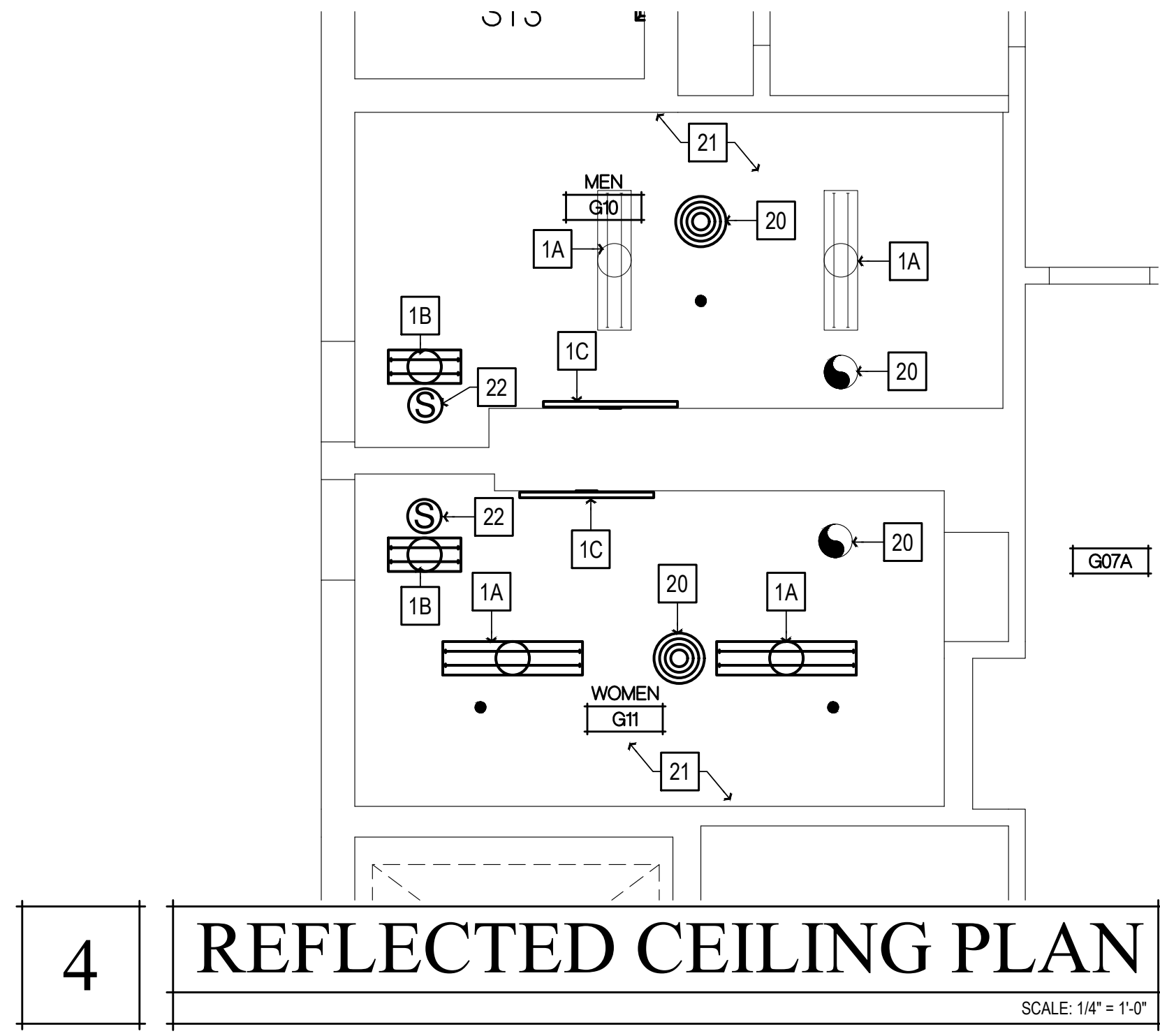
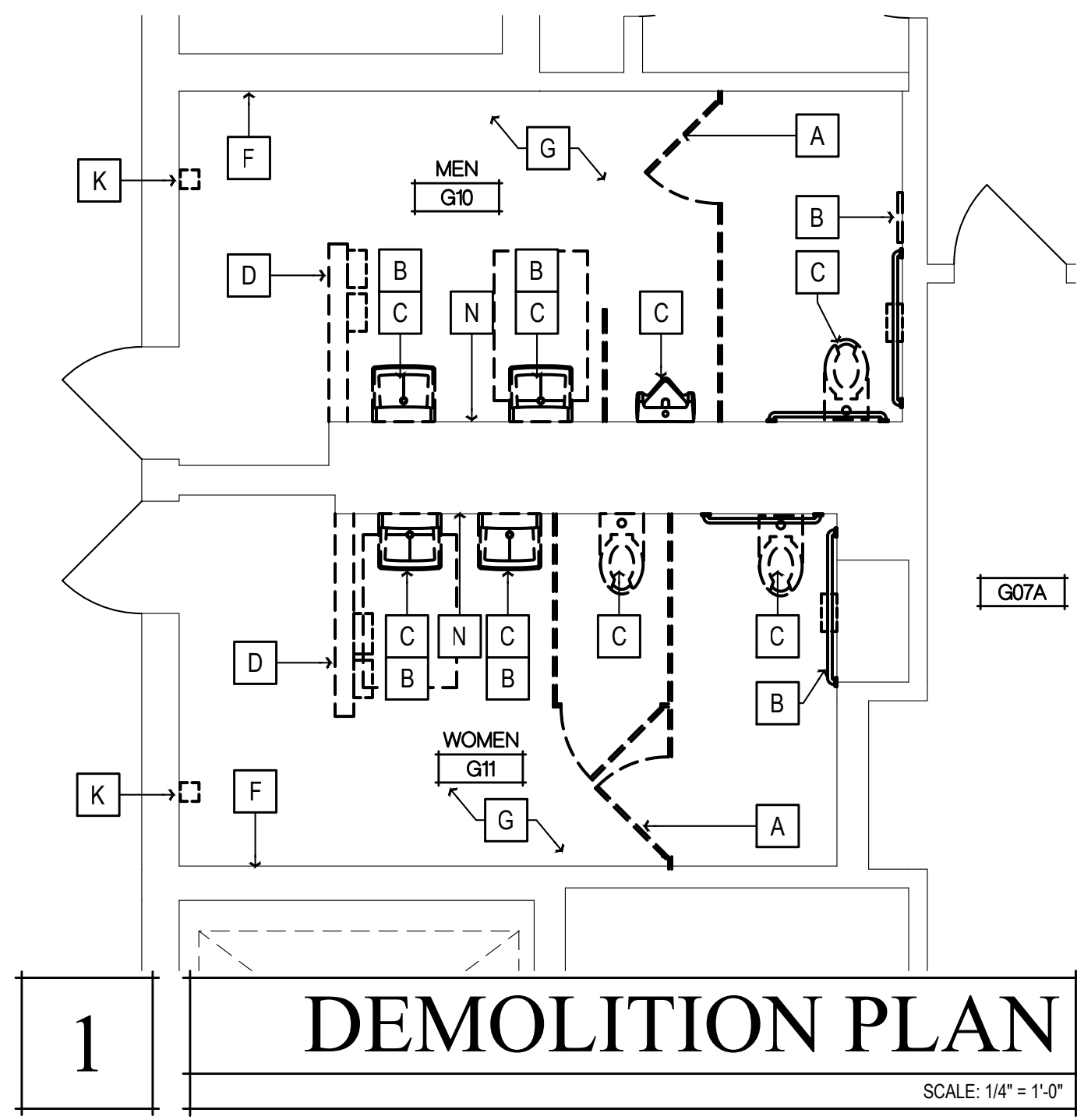
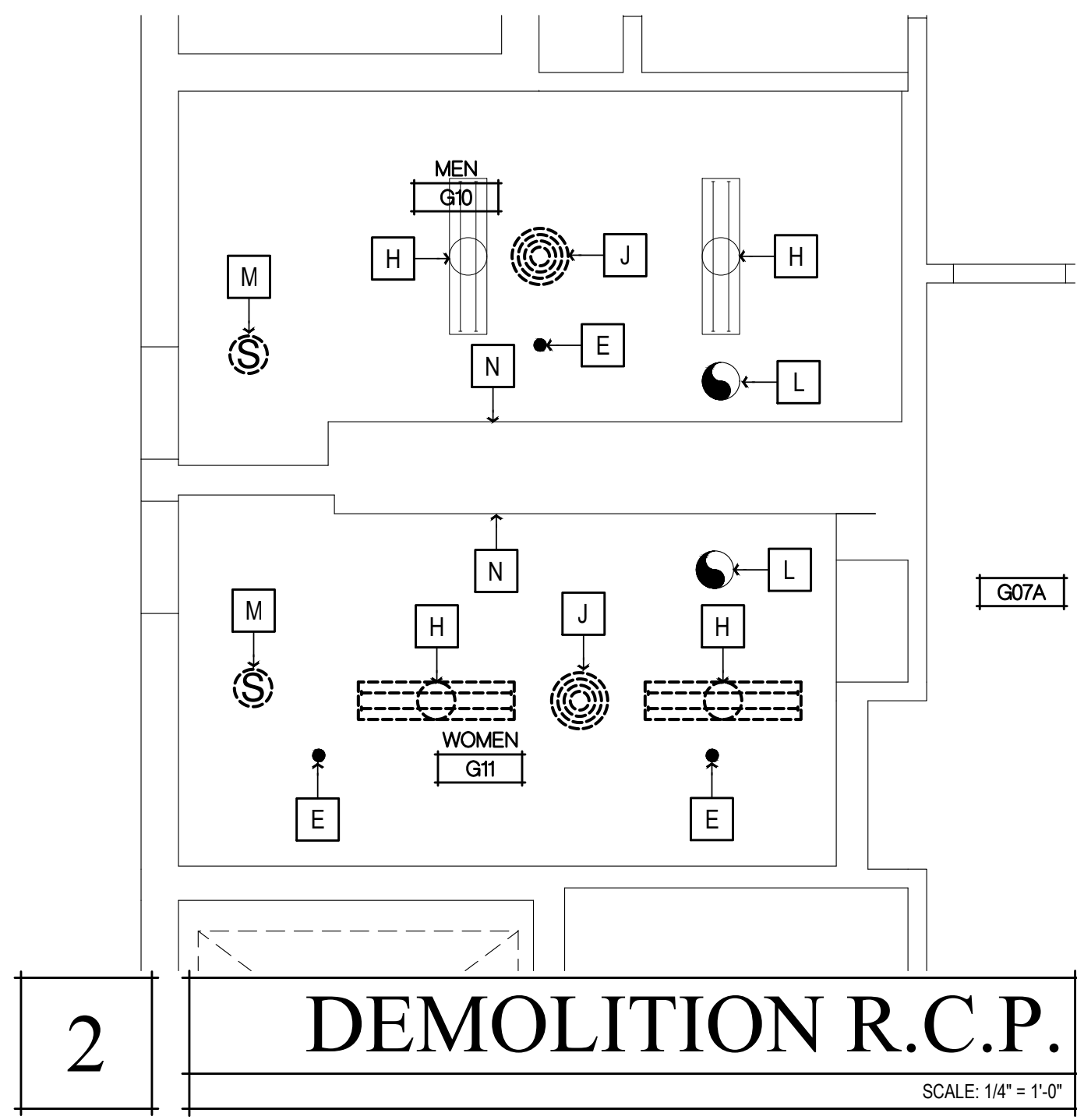
REVISIONS		
Sym.	Description	Date
△	BACK CHECK #2 TAJ	1/30/23

Drawn By: NMR
 Checked By:
 Date Drawn: 2/15/2023
 Scale: AS NOTED
 Job No.: 17-6430

SHEET No. A140

Logn Name: Devin C
 Plot Date: March 06, 2023 - 09:46 pm
 File Name: \\NMR\Projects\2023\17-6430\Drawings\17-6430_Courthouse\Drawings\17-6430_A140_Schedule.dwg
 PERS - 10 - E

Log# Name: Devin C
 Pct. Date: March 06, 2023 - 1:18 pm
 File Name: \\NORF001-RS20M\FR\Projects\60304\60304\17-6430 Humboldt County ADA Compliance\09 Courthouse\Drawings\FC CH_Elmg Ground floor.dwg
 PERS: VFC-CL-1B / DBAO / TNEY



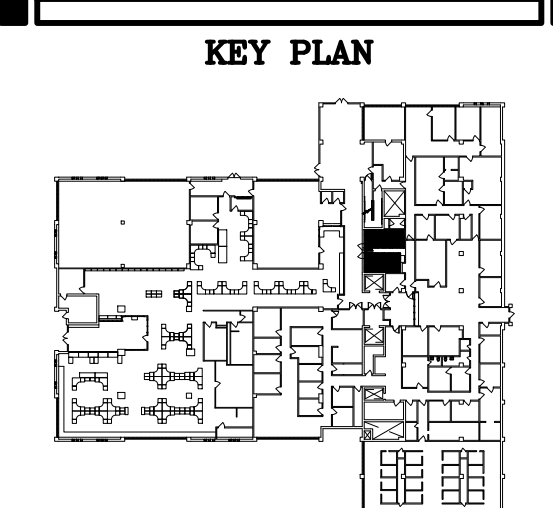
- ### NEW WORK SHEET NOTES
- (ALL ITEMS ARE NEW UNLESS NOTED (E) OR EXISTING)
- TIER 1 WORK**
- REMOVE (E) PLUMBING FIXTURES AND ASSOCIATED ACCESSORIES. REMOUNT PLUMBING FIXTURES AND ACCESSORIES PER ACCESSIBILITY REQUIREMENTS ON SHT. A009. REPAIR (E) FINISHES AS REQ'D. MATCH (E) ADJACENT TYP.
- TIER 2 WORK**
- REMOVE (E) PLUMBING FIXTURES, ASSOCIATED ACCESSORIES, AND (E) RESTROOM FINISHES. PROVIDE (N) FINISHES, AND REMOUNT PLUMBING FIXTURES AND ACCESSORIES PER ACCESSIBILITY REQUIREMENTS ON SHT. A009
- 1A (N) 4' LED LIGHT FIXTURE, SEE SCHEDULE ON SHT. A140
 - 1B (N) 2' LED LIGHT FIXTURE, SEE SCHEDULE ON SHT. A140
 - 1C (N) VANITY LIGHT FIXTURE, SEE SCHEDULE ON SHT. A140
 - 2 TILE FLOORING, SEE FINISH SCHEDULE ON SHT. A140.
 - 3 WALL TILE, SEE FINISH SCHEDULE ON SHT. A140.
 - 4 (N) TOILET PARTITIONS, SEE FINISH SCHEDULE ON SHT. A140.
 - 5 WALL MOUNTED FLUSH VALVE TOILET, SEE PLUMBING SCHEDULE ON SHT. A140
 - 6 WALL MOUNTED LAVATORY, SEE SEE PLUMBING SCHEDULE ON SHT. A140
 - 7 PROVIDE WALL MOUNTED ACCESSIBLE URINAL, SEE PLUMBING SCHEDULE ON SHT. A140
 - 8 COUNTY TO PROVIDE FABRICATED ST. STEEL TRASH CAN, COUNTY TO VERIFY LOCATION, SEE DTL. 2/A901.
 - 9 (N) WALL MOUNTED BABY CHANGING STATION, SEE RESTROOM ACCESSORY SCHEDULE ON SHT. A140
 - 10 REINSTALL WALL MOUNTED SOAP DISPENSER
 - 11 (N) LAVATORY MIRROR, SEE RESTROOM ACCESSORY SCHEDULE ON SHT. A140
 - 12 REINSTALL LAVATORY PIPING PROTECTION PACKAGE
 - 13 REINSTALL TOILET PAPER DISPENSER
 - 14 REINSTALL TOILET SEAT COVER DISPENSER
 - 15 REINSTALL SANITARY NAPKIN DISPENSER
 - 16 REINSTALL GRAB BARS
 - 17 ACCESSIBLE TACTILE SIGNAGE, SEE DTL. 7/A009
 - 18 REINSTALL WALL MOUNTED HAND SANITIZER, LOCATION TO BE VERIFIED BY COUNTY
 - 19 ADJUST DOOR CLOSER OPERATOR SO THAT THE FORCE REQUIRED TO ACTUATE THE DOOR DOES NOT EXCEED 5 LBS. (22 NEWTONS). ADJUST THE CLOSER OPERATOR SO THAT THE TIME REQUIRED FOR THE DOOR TO CLOSE FROM AN OPEN POSITION OF 90 DEGREES TO WITHIN 12 DEGREES OF THE LATCH IS 5 SECONDS MINIMUM.
 - 20 PAINT AND REINSTALL HVAC GRILLES
 - 21 REPAIR CL'NG. AS REQ'D., PAINT PER FINISH SCHEDULE ON SHT. A140
 - 22 REINSTALL SMOKE DETECTOR, TIE IN TO (E) FIRE ALARM SYSTEM AS REQ'D.

- ### DEMOLITION SHEET NOTES
- (ALL ITEMS ARE EXISTING UNLESS NOTED (N) OR NEW)
- A REMOVE (E) TOILET PARTITIONS AS SHOWN
 - B REMOVE (E) TOILET & RESTROOM ACCESSORIES. RETAIN GRAB BARS AND LAVATORY PIPING PROTECTION PACKAGES FOR REINSTALLATION. RETURN ALL OTHER ACCESSORIES TO THE COUNTY FOR RE-USE.
 - C REMOVE (E) PLUMBING FIXTURE AS SHOWN
 - D REMOVE SEGMENT OF (E) PARTITION WALL AS SHOWN. PREP FLOOR AND CEILING FOR FINISH REPAIRS AS REQ'D.
 - E (E) FIRE SPRINKLER TO REMAIN
 - F REMOVE (E) WALL FINISHES. PREP FOR (N) WALL FINISHES
 - G REMOVE (E) FLOORING, PREP SUBFLOOR FOR (N) FLOORING
 - H (E) LIGHT FIXTURE TO REMAIN
 - J REMOVE (E) HVAC REGISTER, CLEAN AND PREP FOR (N) PAINT
 - K REMOVE (E) WALL MOUNTED HAND SANITIZER DISPENSER
 - L (E) EXHAUST FAN TO REMAIN, REMOVE (E) FAN GRILLE FOR REPLACEMENT
 - M REMOVE (E) SMOKE DETECTORS, RETAIN FOR REINSTALLATION
 - N VERIFY IN FIELD THAT CENTER OF (E) HORN & STROBE UNIT IS LOCATED +80" A.F.F., RELOCATE HORN & STROBE DEVICE AND ASSOCIATED J-BOX SO THAT CENTER OF FIXTURE IS AT +80" A.F.F. IF REQ'D.

Copyright © 2023

All ideas, designs, arrangements and plans indicated or represented by the drawings are owned by and the property of NICHOLS MELBURG and ROSSETTO, INC. and may be used or reproduced for any purpose without the written permission of NICHOLS MELBURG and ROSSETTO.

300 KNOLLCREST DRIVE
REDDING, CA 96002
(530) 222-3300 (530) 222-3538 FAX
<http://www.nmrdesign.com>



LICENSE STAMPS

PROJECT NAME
ACCESSIBILITY IMPROVEMENTS
FOR
HUMBOLDT COUNTY COURTHOUSE

**825 5TH STREET
EUREKA, CALIFORNIA**

SHEET TITLE
GROUND FLOOR
RESTROOM WORK
RMs #G10 & #G11

- ### GENERAL NOTES
1. RECYCLE AND/OR SALVAGE FOR REUSE A MINIMUM OF 50% OF THE OF THE NON-HAZARDOUS CONSTRUCTION WASTE. UTILIZE A WASTE MANAGEMENT COMPANY THAT PROVIDES VERIFIABLE DOCUMENTATION OF THE PERCENTAGE OF CONSTRUCTION WASTE DIVERTED FROM THE LANDFILL.
 2. PATCH, REPAIR, PREPARE ALL SURFACES FOR FINISH MATERIALS WHERE DISTURBED BY ALTERATIONS, INCLUDING OPENINGS IN WALLS AND FLOORS FROM REMOVED PIPES AND FIXTURES.
 3. PAINT ALL WALLS AND CEILINGS TO MATCH (E) CONDITIONS.
 4. SEALED CONCRETE TO MATCH (E) CONDITIONS. REPAIR WHERE DISTURBED BY ALTERATION PROCESS.
 5. ADJUST FLOOR SLOPES TO DRAIN, LESS THAN 1.5% IN ALL DIRECTIONS.
 6. PAINT ALL (E) ACCESS HATCHES, MATCH CEILING COLOR
 7. PRIOR TO PAINTING, SMOOTH COAT AND SAND (E) WALLS TO REMOVE CRACKING AND OTHER IMPERFECTIONS.

WALL LEGEND

(ALL ITEMS ARE NEW UNLESS NOTED (E) OR EXISTING)

	(E) ELEMENT TO REMAIN
	(E) ELEMENT TO BE DEMOLISHED
	ELEMENT TO BE INSTALLED

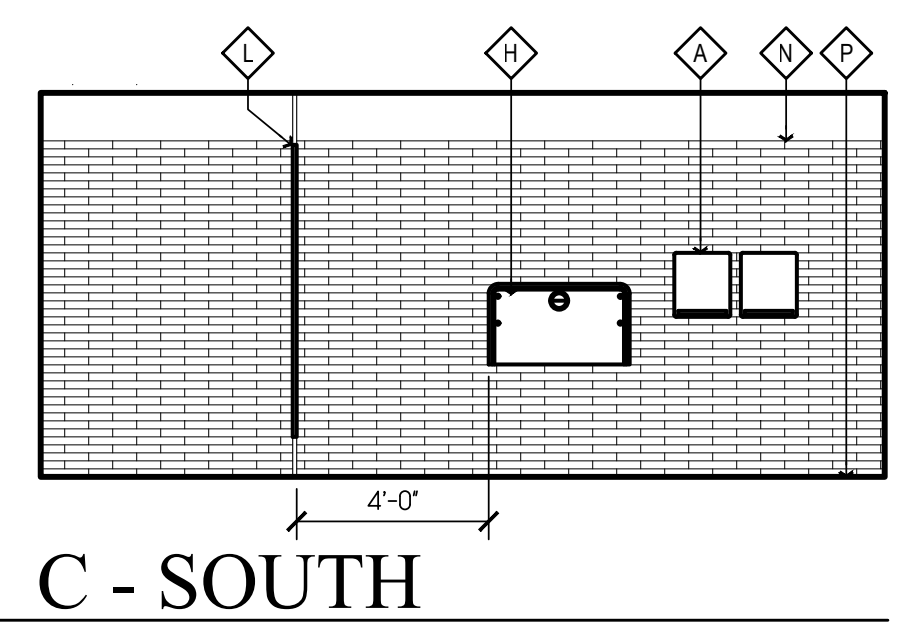
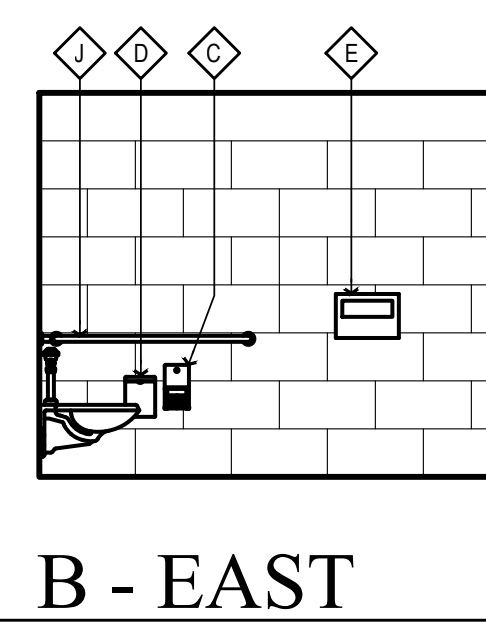
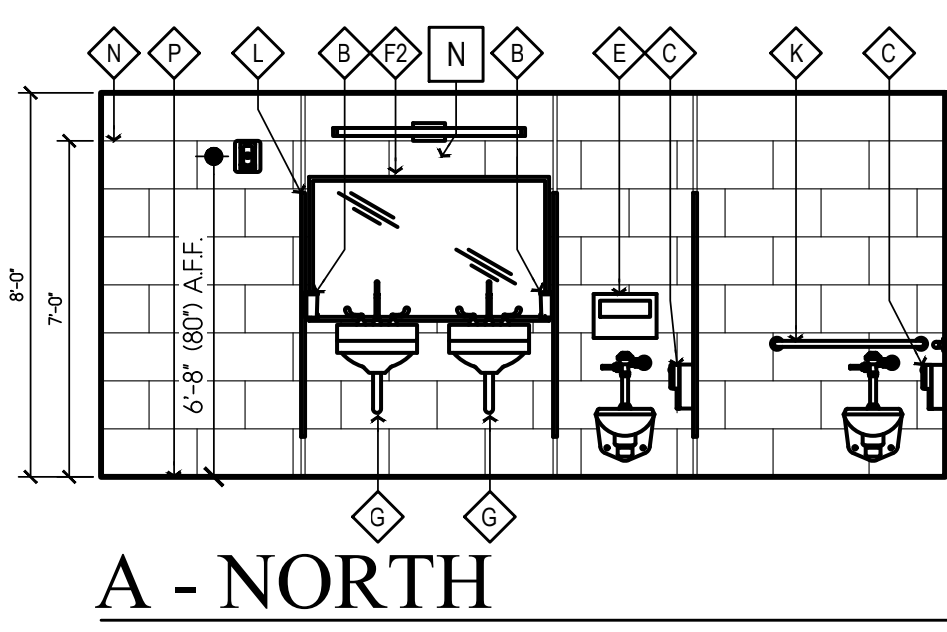
DRAWING STATUS
CONSTRUCTION DOCUMENTS

REVISIONS

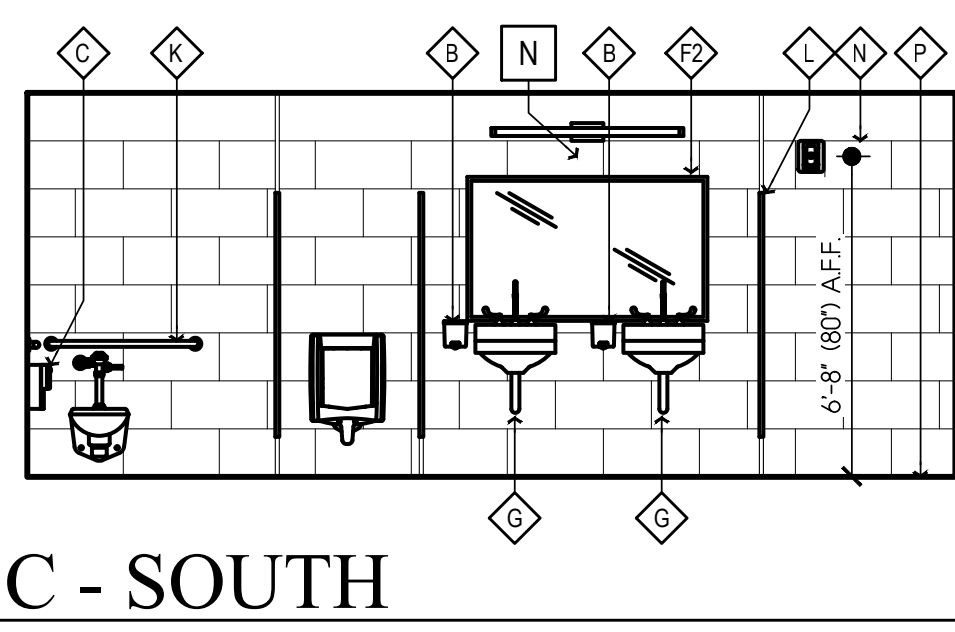
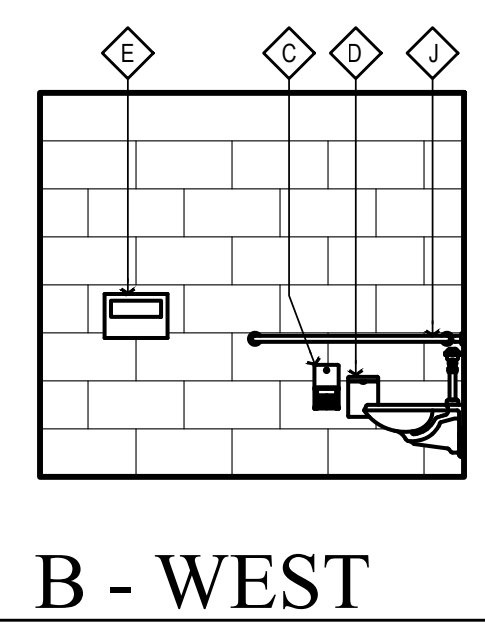
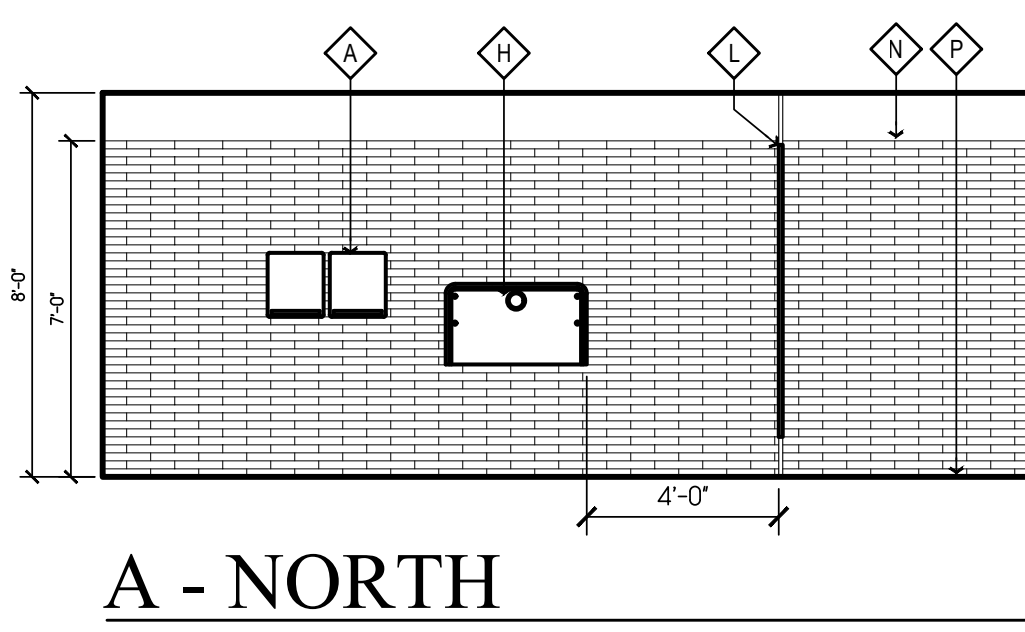
Sym.	Description	By	Date

Drawn By	CD
Checked By	
Date Drawn	2/15/2023
Scale	AS NOTED
Job No.	17-6430


SHEET No.
A201



6 WOMEN'S RESTROOMS G11 ELEVATIONS
SCALE: 1/4" = 1'-0"

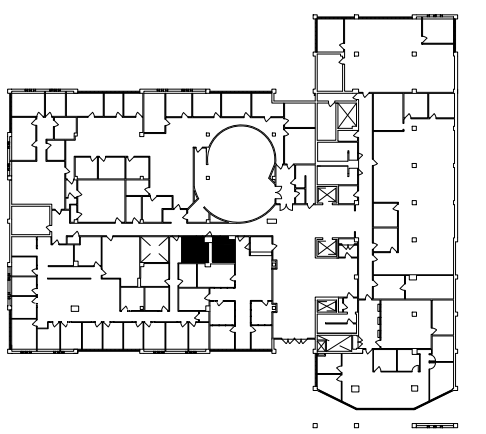


5 MEN'S RESTROOM G10 ELEVATIONS
SCALE: 1/4" = 1'-0"



NICHOLS MELBURG ROSSETTO ARCHITECTS + ENGINEERS
 300 KNOLLCREST DRIVE
 REDDING, CA 96002
 (530) 222-3300 (530) 222-3538 FAX
<http://www.nmrdesign.com>

KEY PLAN



LICENSE STAMPS



PROJECT NAME
ACCESSIBILITY IMPROVEMENTS
 FOR
HUMBOLDT COUNTY COURTHOUSE
 825 5TH STREET
 EUREKA, CALIFORNIA

SHEET TITLE
 1st FLOOR
RESTROOM WORK
 RMs #106 & #107

DRAWING STATUS
CONSTRUCTION DOCUMENTS

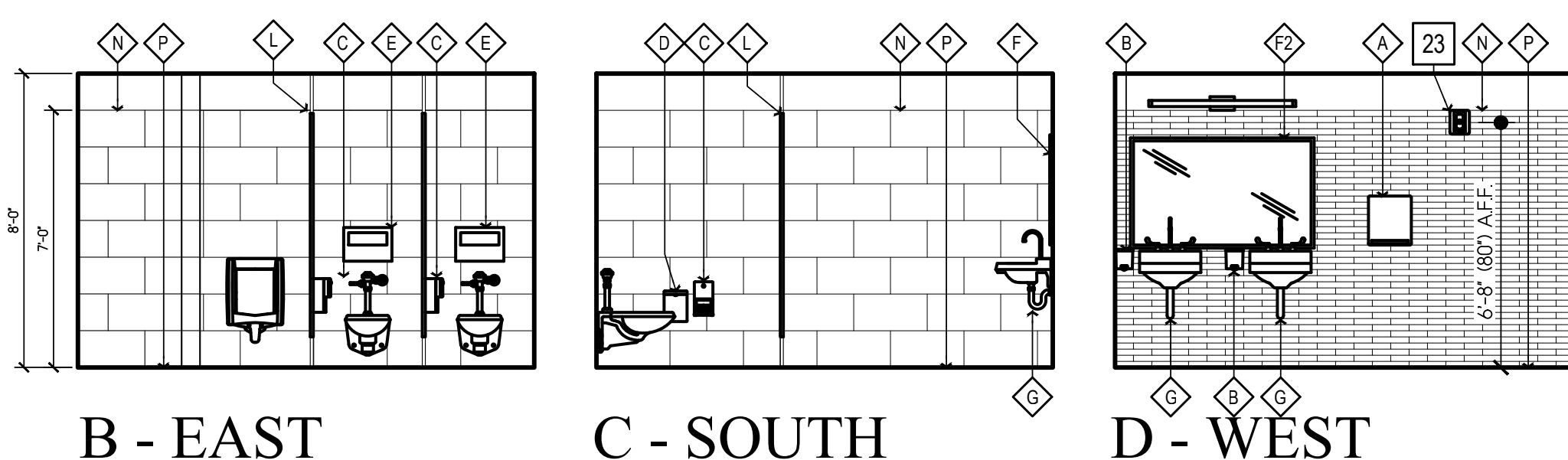
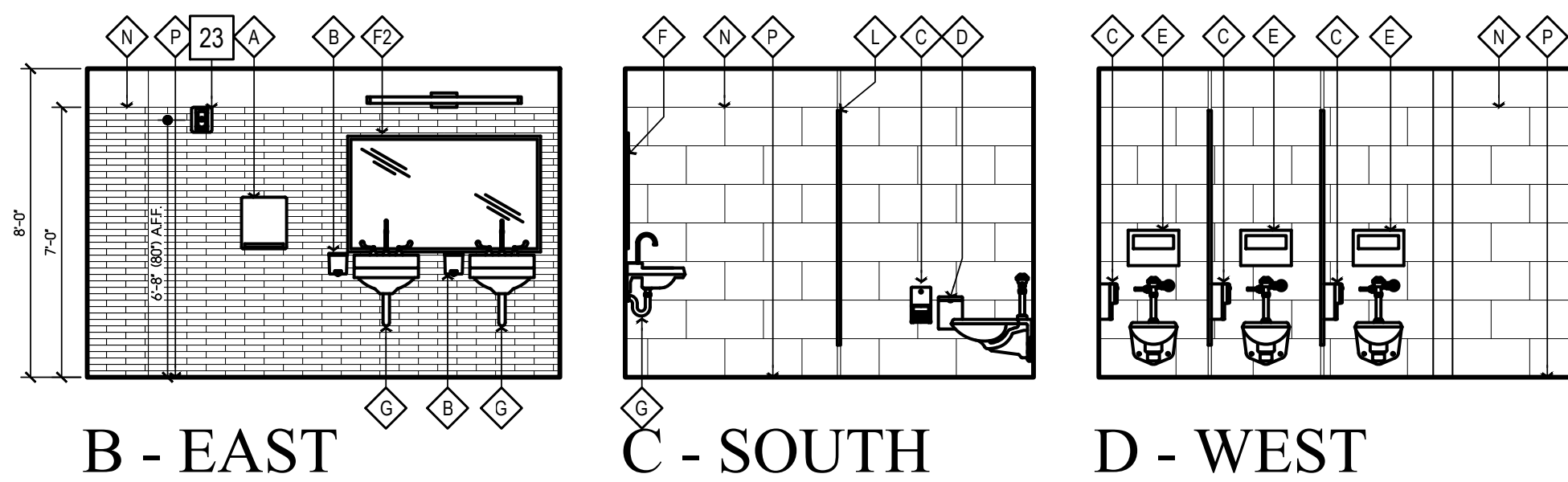
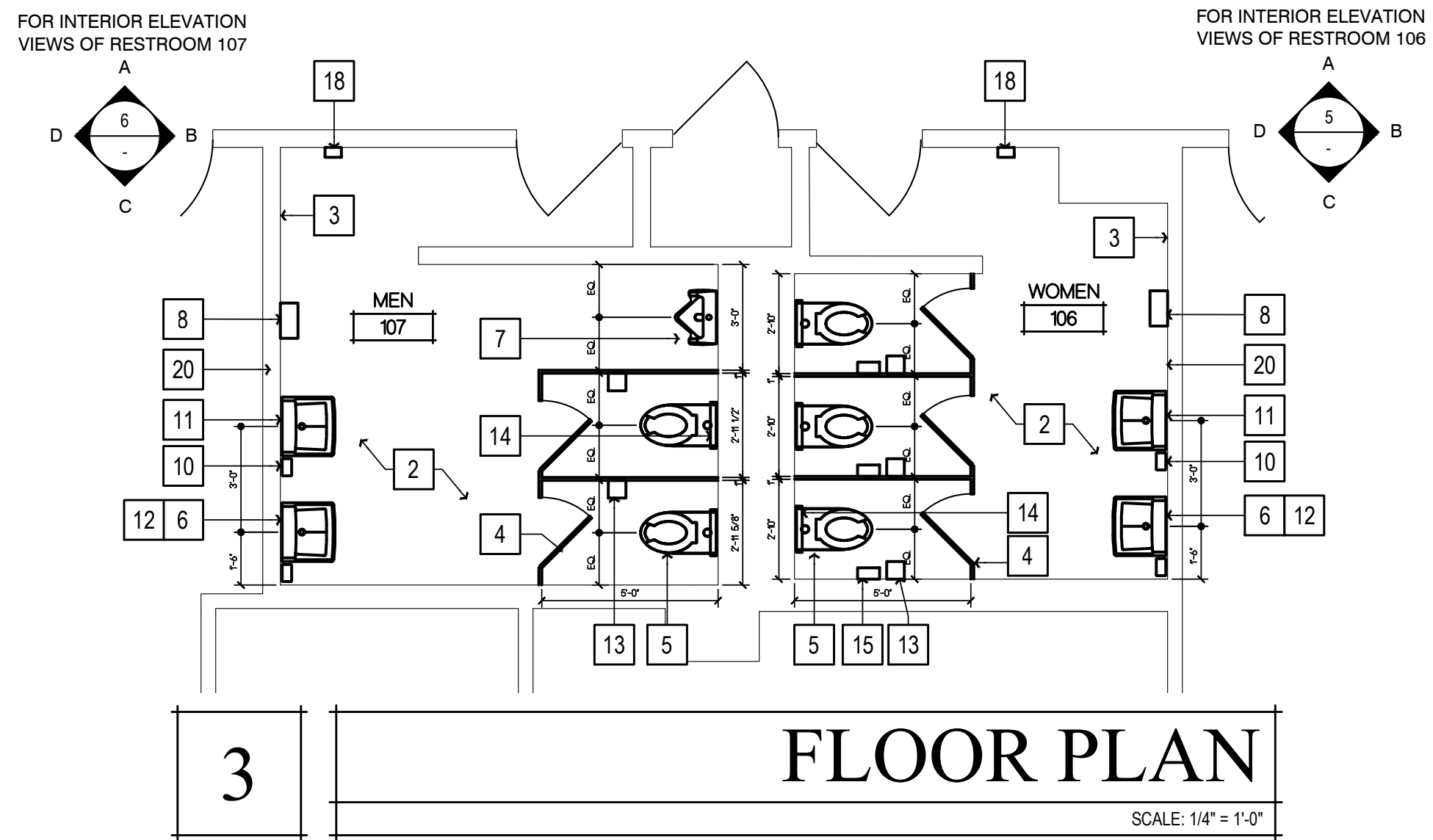
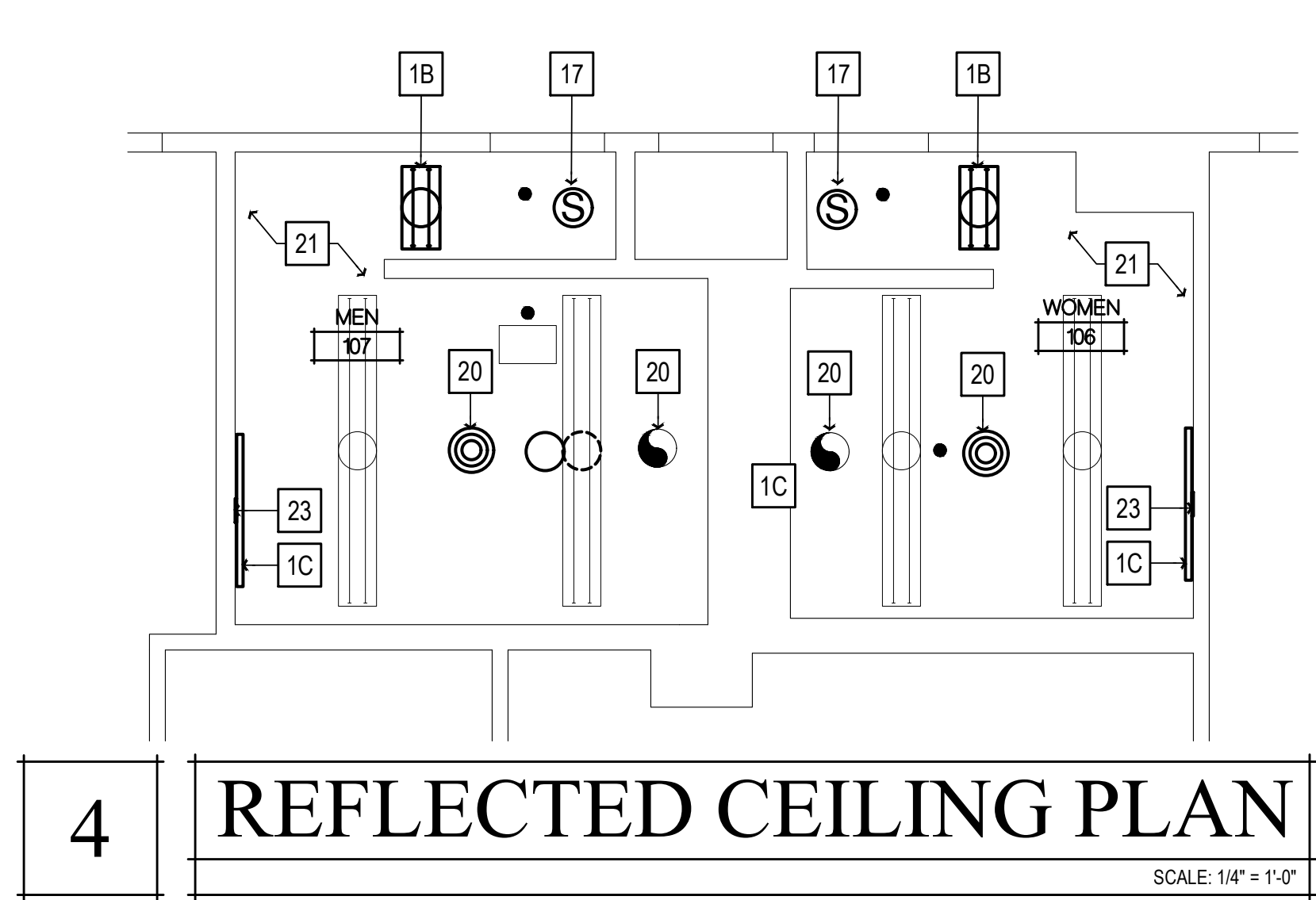
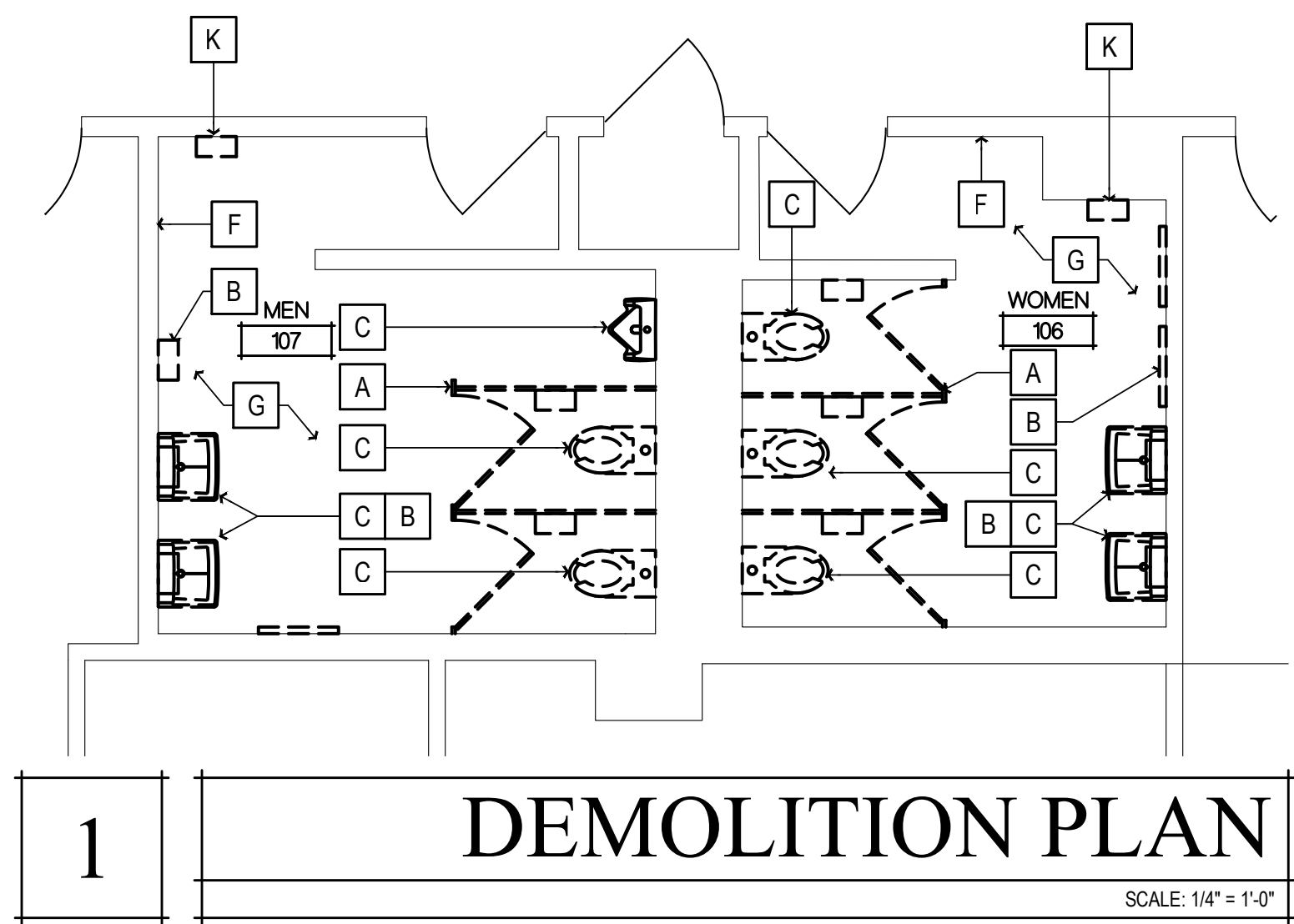
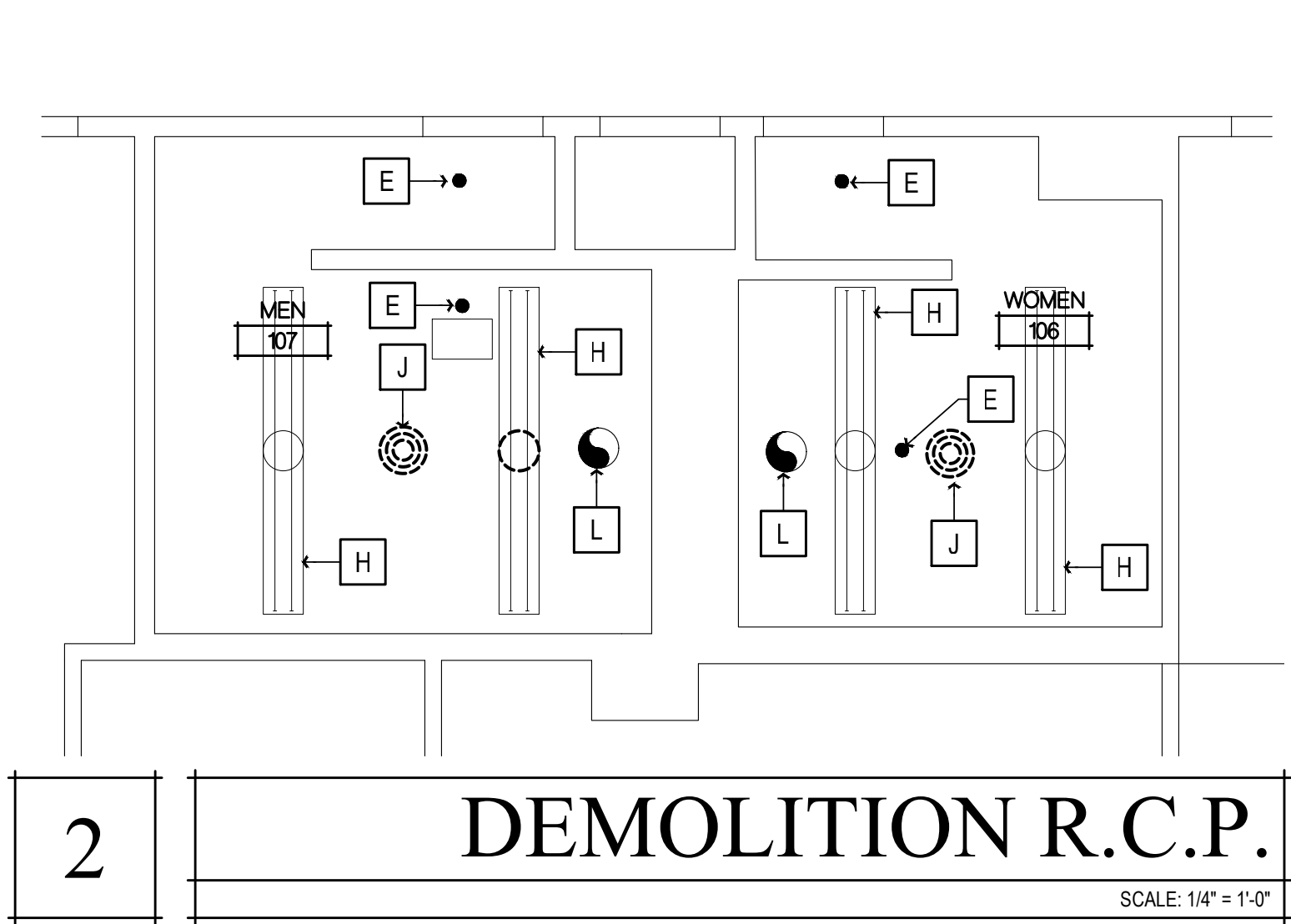
REVISIONS
 Sym. Description By Date

Drawn By	CD
Checked By	
Date Drawn	2/15/2023
Scale	AS NOTED
Job No.	17-6430

SHEET No.

A212

NEW WORK SHEET NOTES	DEMOLITION SHEET NOTES
(ALL ITEMS ARE NEW UNLESS NOTED (E) OR EXISTING)	(ALL ITEMS ARE EXISTING UNLESS NOTED (N) OR NEW)
TIER 3 WORK	
REMOVE (E) PLUMBING FIXTURES, ASSOCIATED ACCESSORIES, AND (E) RESTROOM FINISHES. PROVIDE (N) FINISHES, AND REMOUNT PLUMBING FIXTURES AND ACCESSORIES BACK TO (E) LOCATIONS	A REMOVE (E) TOILET PARTITIONS AS SHOWN
1A NOT USED	B REMOVE (E) TOILET & RESTROOM ACCESSORIES, RETAIN GRAB BARS AND LAVATORY PIPING PROTECTION PACKAGES FOR REINSTALLATION, RETURN ALL OTHER ACCESSORIES TO THE COUNTY FOR RE-USE.
1B (N) 2' LED LIGHT FIXTURE, SEE SCHEDULE ON SHT. A 140	C REMOVE (E) PLUMBING FIXTURE AS SHOWN
1C (N) VANITY LIGHT FIXTURE, SEE SCHEDULE ON SHT. A140	D NOT USED
2 TILE FLOORING, SEE FINISH SCHEDULE ON SHT. A140.	E (E) FIRE SPRINKLER TO REMAIN
3 WALL TILE, SEE FINISH SCHEDULE ON SHT. A140.	F REMOVE (E) WALL FINISHES, PREP FOR (N) WALL FINISHES
4 (N) TOILET PARTITIONS, SEE FINISH SCHEDULE ON SHT. A140	G REMOVE (E) FLOORING, PREP SUBFLOOR FOR (N) FLOORING
5 WALL MOUNTED FLUSH VALVE TOILET, SEE PLUMBING SCHEDULE ON SHT. A140	H (E) LIGHT FIXTURE TO REMAIN
6 WALL MOUNTED LAVATORY, SEE SEE PLUMBING SCHEDULE ON SHT. A140	J REMOVE (E) HVAC REGISTER, CLEAN AND PREP FOR (N) PAINT
7 PROVIDE WALL MOUNTED ACCESSIBLE URINAL, SEE PLUMBING SCHEDULE ON SHT. A140	K REMOVE (E) WALL MOUNTED HAND SANITIZER DISPENSER
8 REINSTALL WALL MOUNTED PAPER TOWEL DISPENSERS, COUNTY TO VERIFY LOCATION, SEE DTL. 1/A901	L (E) EXHAUST FAN TO REMAIN, REMOVE (E) FAN GRILLE FOR REPLACEMENT
9 NOT USED	
10 REINSTALL WALL MOUNTED SOAP DISPENSER	
11 (N) LAVATORY MIRROR, SEE RESTROOM ACCESSORY SCHEDULE ON SHT. A140	
12 REINSTALL LAVATORY MIRROR PROTECTION PACKAGE	
13 REINSTALL TOILET PAPER DISPENSER	
14 REINSTALL TOILET SEAT COVER DISPENSER	
15 REINSTALL SANITARY NAPKIN DISPENSER	
16 NOT USED	
17 NOT USED	
18 REINSTALL WALL MOUNTED HAND SANITIZER, LOCATION TO BE VERIFIED BY COUNTY	
19 NOT USED	
20 PAINT AND REINSTALL HVAC GRILLES	
21 REPAIR CLNG. AS REQ'D., PAINT PER FINISH SCHEDULE ON SHT. A140	
22 (N) SMOKE DETECTOR, TIE IN TO (E) FIRE ALARM SYSTEM AS REQ'D.	
23 (N) HORN & STROBE WARNING DEVICE, MOUNT 6' OF FIXTURE @ +80' A.F.F. TYP., TIE IN TO (E) FIRE ALARM SYSTEM	




GENERAL NOTES

- RECYCLE AND/OR SALVAGE FOR REUSE A MINIMUM OF 50% OF THE OF THE NON-HAZARDOUS CONSTRUCTION WASTE. UTILIZE A WASTE MANAGEMENT COMPANY THAT PROVIDES VERIFIABLE DOCUMENTATION OF THE PERCENTAGE OF CONSTRUCTION WASTE DIVERTED FROM THE LANDFILL.
- PATCH, REPAIR, PREPARE ALL SURFACES FOR FINISH MATERIALS WHERE DISTURBED BY ALTERATIONS, INCLUDING OPENINGS IN WALLS AND FLOORS FROM REMOVED PIPES AND FIXTURES.
- PAINT ALL WALLS AND CEILINGS TO MATCH (E) CONDITIONS.
- SEALED CONCRETE TO MATCH (E) CONDITIONS. REPAIR WHERE DISTURBED BY ALTERATION PROCESS.
- ADJUST FLOOR SLOPES TO DRAIN, LESS THAN 1.5% IN ALL DIRECTIONS.
- PAINT ALL (E) ACCESS HATCHES, MATCH CEILING COLOR
- PRIOR TO PAINTING, SMOOTH COAT AND SAND (E) WALLS TO REMOVE CRACKING AND OTHER IMPERFECTIONS.

WALL LEGEND

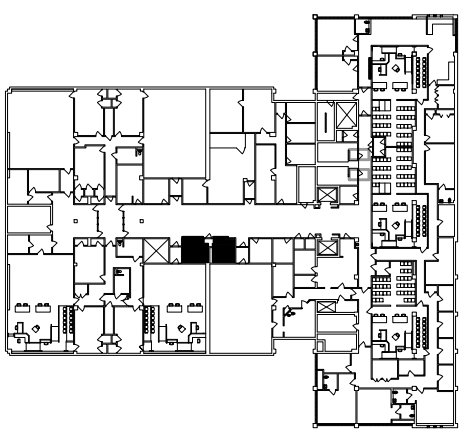
(ALL ITEMS ARE NEW UNLESS NOTED (E) OR EXISTING)

	(E) ELEMENT TO REMAIN
	(E) ELEMENT TO BE DEMOLISHED
	ELEMENT TO BE INSTALLED



**NICHOLS
 MELBURG
 ROSSETTO**
 ARCHITECTS + ENGINEERS
 300 KNOLLCREST DRIVE
 REDDING, CA 96002
 (530) 222-3300 (530) 222-3538 FAX
<http://www.nmrdesign.com>

KEY PLAN



LICENSE STAMPS



PROJECT NAME
ACCESSIBILITY IMPROVEMENTS
 FOR
HUMBOLDT COUNTY COURTHOUSE
 826 5TH STREET
 EUREKA, CALIFORNIA

SHEET TITLE
 2nd FLOOR
RESTROOM WORK
 RMs #208 & #209

DRAWING STATUS
CONSTRUCTION DOCUMENTS

REVISIONS

Sym.	Description	By	Date
△	BACK CHECK #2	TAJ	1/30/23

Drawn By	CD
Checked By	
Date Drawn	2/15/2023
Scale	AS NOTED
Job No.	17-6430

SHEET No.

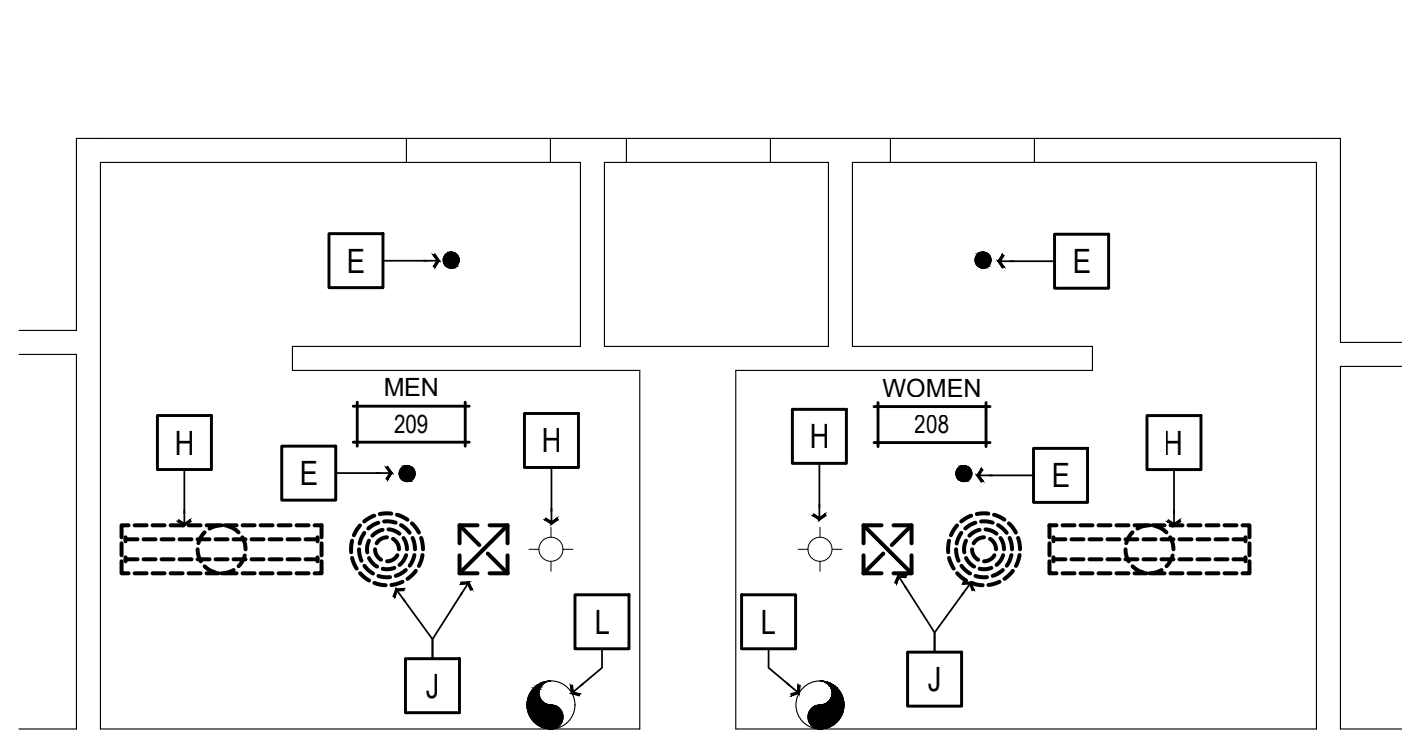
A221

NEW WORK SHEET NOTES

- (ALL ITEMS ARE NEW UNLESS NOTED (E) OR EXISTING)
- TIER 3 WORK**
- REMOVE (E) PLUMBING FIXTURES, ASSOCIATED ACCESSORIES, AND (E) RESTROOM FINISHES. PROVIDE (N) FINISHES, AND REMOUNT PLUMBING FIXTURES AND ACCESSORIES BACK TO (E) LOCATIONS
- 1A (N) 4' LED LIGHT FIXTURE, SEE SCHEDULE ON SHT. A140
 - 1B (N) 2' LED LIGHT FIXTURE, SEE SCHEDULE ON SHT. A140
 - 1C (N) VANITY LIGHT FIXTURE, SEE SCHEDULE ON SHT. A140
 - 2 TILE FLOORING, SEE FINISH SCHEDULE ON SHT. A140.
 - 3 WALL TILE, SEE FINISH SCHEDULE ON SHT. A140.
 - 4 (N) TOILET PARTITIONS, SEE FINISH SCHEDULE ON SHT. A140
 - 5 WALL MOUNTED FLUSH VALVE TOILET, SEE PLUMBING SCHEDULE ON SHT. A140
 - 6 WALL MOUNTED LAVATORY, SEE SEE PLUMBING SCHEDULE ON SHT. A140
 - 7 PROVIDE WALL MOUNTED ACCESSIBLE URINAL, SEE PLUMBING SCHEDULE ON SHT. A140
 - 8 REINSTALL WALL MOUNTED PAPER TOWEL DISPENSERS, COUNTY TO VERIFY LOCATION, SEE DTL. 1/A901
 - 9 NOT USED
 - 10 REINSTALL WALL MOUNTED SOAP DISPENSER
 - 11 (N) LAVATORY MIRROR, SEE RESTROOM ACCESSORY SCHEDULE ON SHT. A140
 - 12 REINSTALL LAVATORY PIPING PROTECTION PACKAGE
 - 13 REINSTALL TOILET PAPER DISPENSER
 - 14 REINSTALL TOILET SEAT COVER DISPENSER
 - 15 REINSTALL SANITARY NAPKIN DISPENSER
 - 16 NOT USED
 - 17 NOT USED
 - 18 REINSTALL WALL MOUNTED HAND SANITIZER, LOCATION TO BE VERIFIED BY COUNTY
 - 19 NOT USED
 - 20 PAINT AND REINSTALL HVAC GRILLES
 - 21 REPAIR CLNG. AS REQ'D., PAINT PER FINISH SCHEDULE ON SHT. A140
 - 22 (N) SMOKE DETECTOR, TIE IN TO (E) FIRE ALARM SYSTEM AS REQ'D.
 - 23 (N) HORN & STROBE WARNING DEVICE, MOUNT 6' OF FIXTURE @ +80' A.F.F. TYP., TIE IN TO (E) FIRE ALARM SYSTEM

DEMOLITION SHEET NOTES

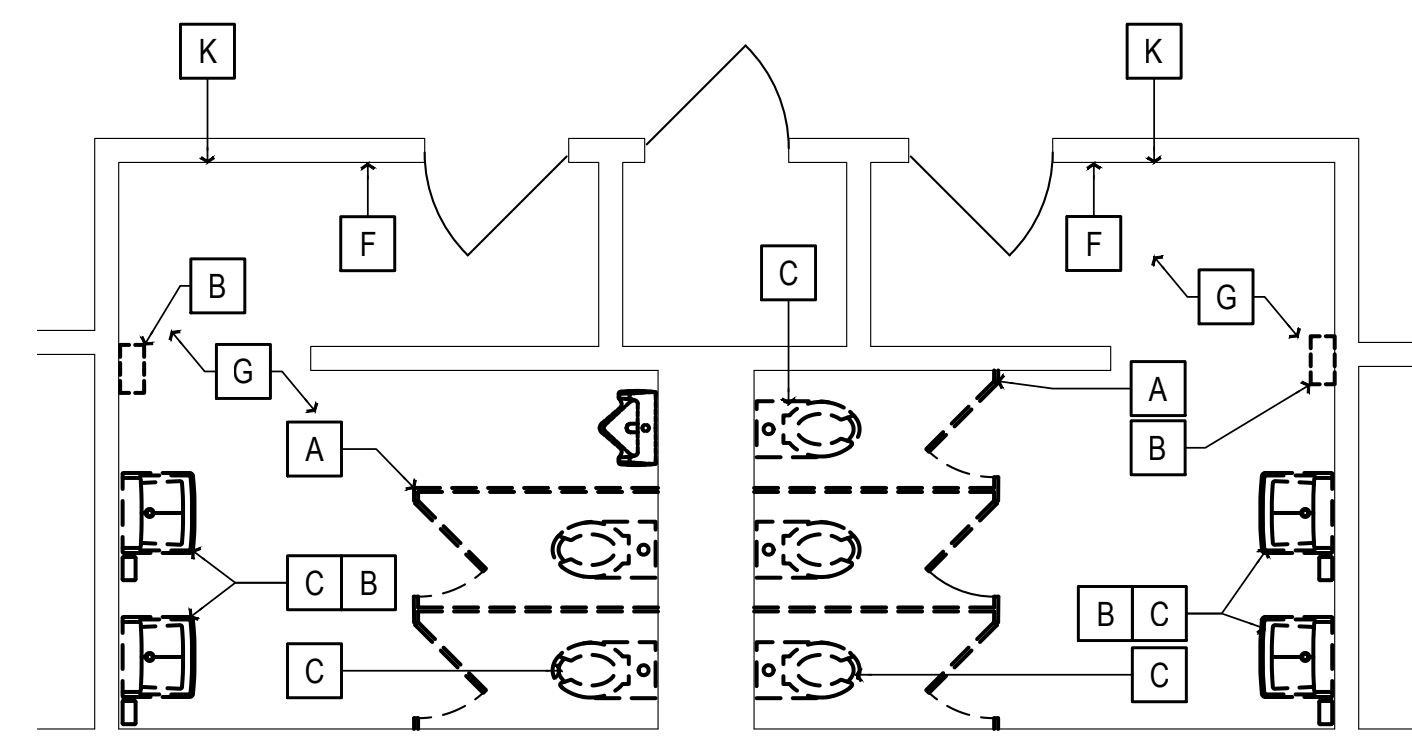
- (ALL ITEMS ARE EXISTING UNLESS NOTED (N) OR NEW)
- A REMOVE (E) TOILET PARTITIONS AS SHOWN
 - B REMOVE (E) TOILET & RESTROOM ACCESSORIES, RETAIN GRAB BARS AND LAVATORY PIPING PROTECTION PACKAGES FOR REINSTALLATION, RETURN ALL OTHER ACCESSORIES TO THE COUNTY FOR RE-USE.
 - C REMOVE (E) PLUMBING FIXTURE AS SHOWN
 - D NOT USED
 - E (E) FIRE SPRINKLER TO REMAIN
 - F REMOVE (E) WALL FINISHES, PREP FOR (N) WALL FINISHES
 - G REMOVE (E) FLOORING, PREP SUBFLOOR FOR (N) FLOORING
 - H (E) LIGHT FIXTURE TO REMAIN
 - J REMOVE (E) HVAC REGISTER, CLEAN AND PREP FOR (N) PAINT
 - K REMOVE (E) WALL MOUNTED HAND SANITIZER DISPENSER
 - L (E) EXHAUST FAN TO REMAIN, REMOVE (E) FAN GRILLE FOR REPLACEMENT



2

DEMOLITION R.C.P.

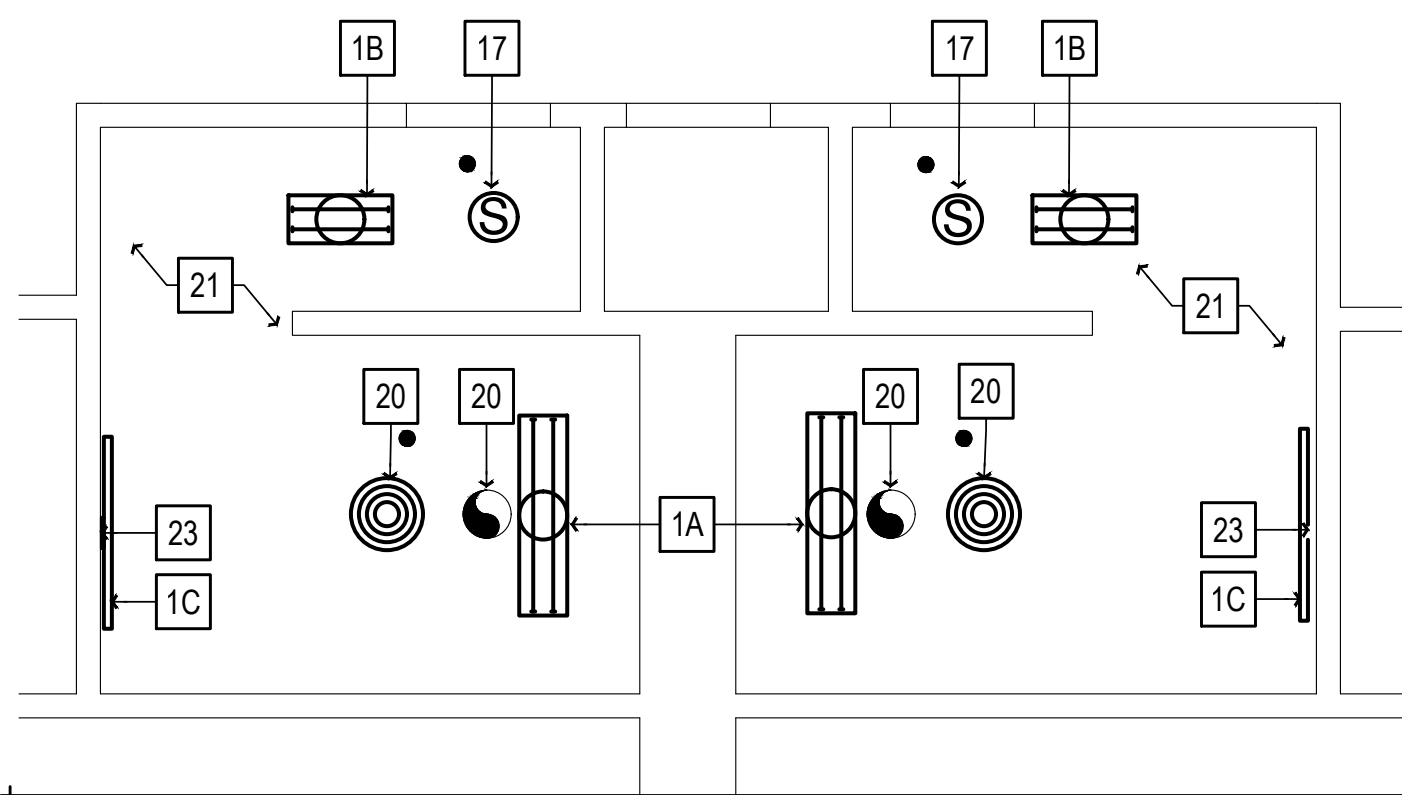
SCALE: 1/4" = 1'-0"



1

DEMOLITION PLAN

SCALE: 1/4" = 1'-0"

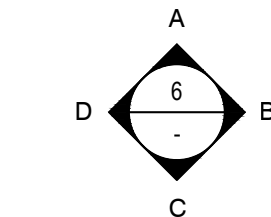


4

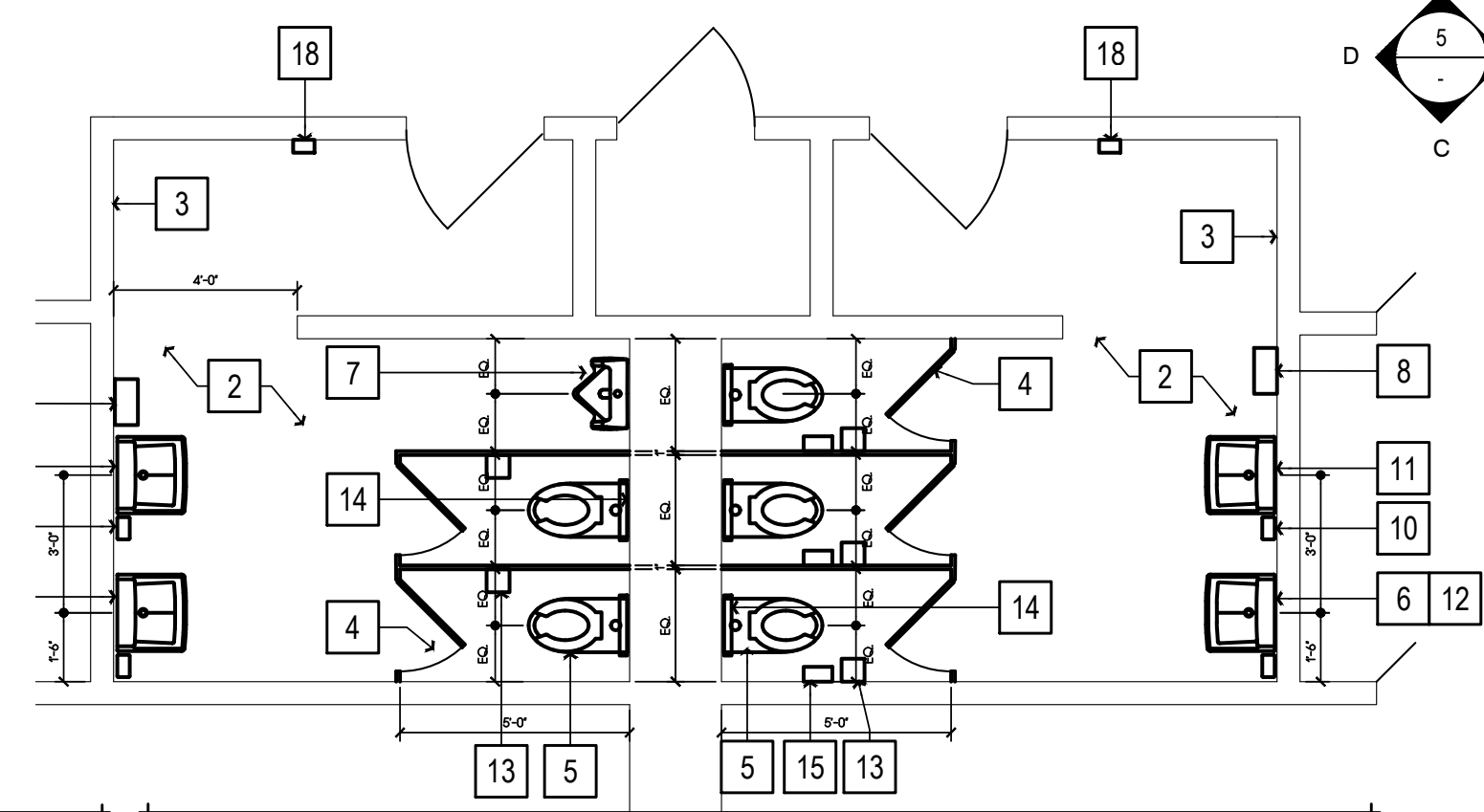
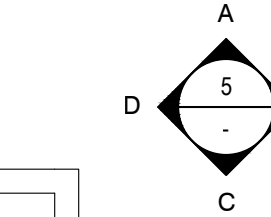
REFLECTED CEILING PLAN

SCALE: 1/4" = 1'-0"

FOR INTERIOR ELEVATION VIEWS OF RESTROOM 209



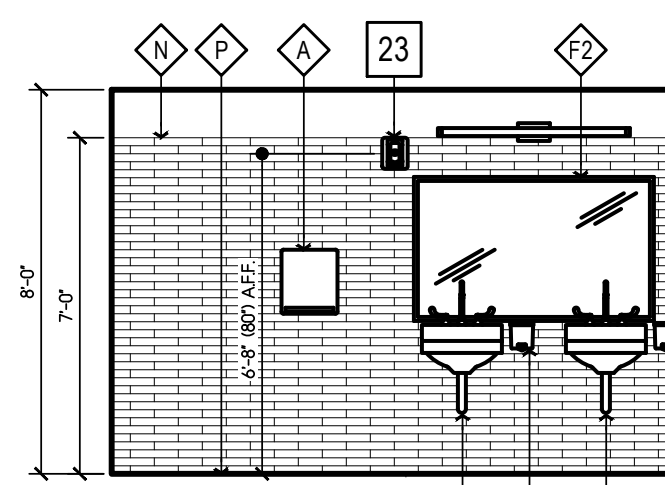
FOR INTERIOR ELEVATION VIEWS OF RESTROOM 208



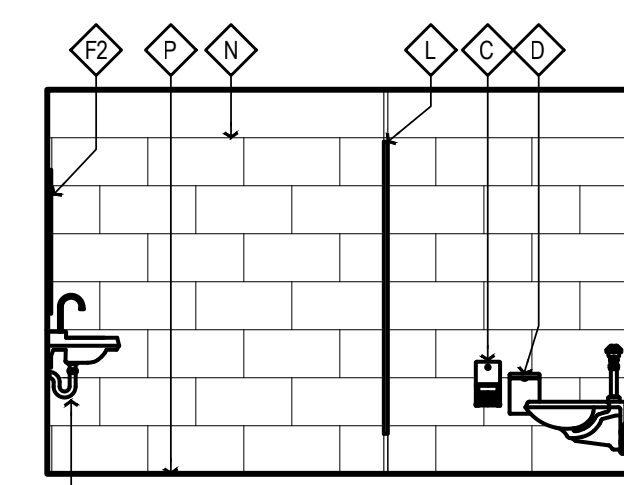
3

FLOOR PLAN

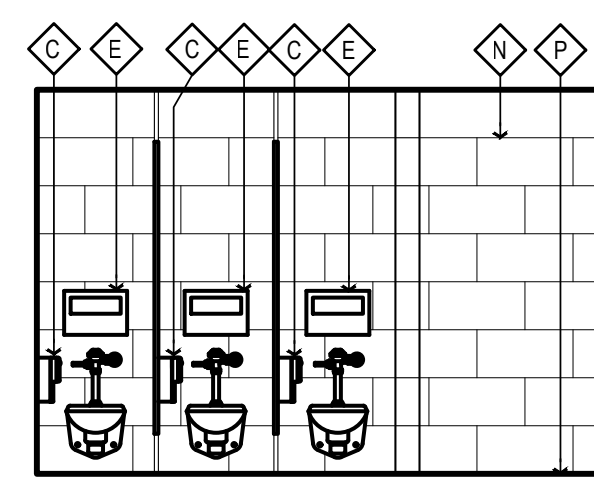
SCALE: 1/4" = 1'-0"



B - EAST



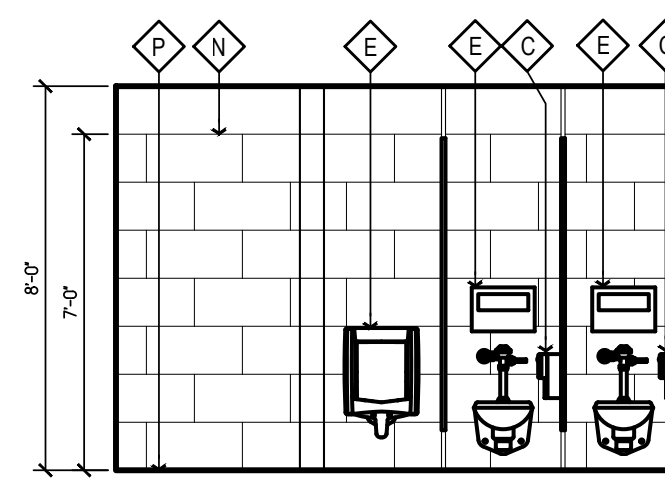
C - SOUTH



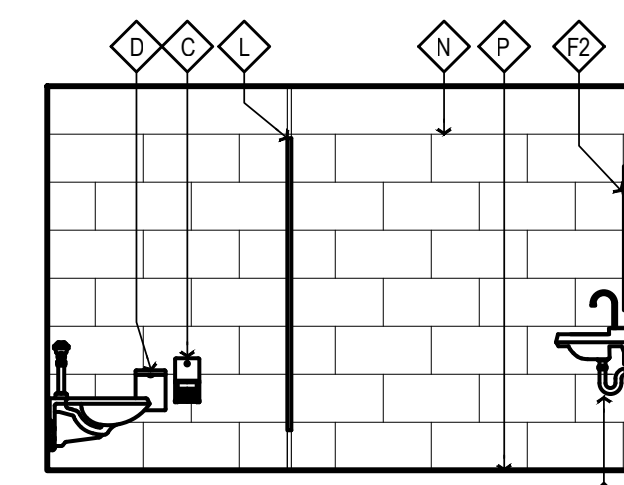
D - WEST

5 WOMEN'S RESTROOM 208 ELEVATIONS

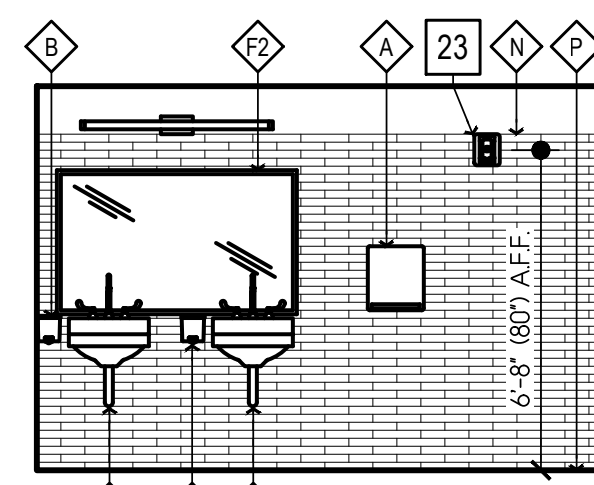
SCALE: 1/4" = 1'-0"



B - EAST



C - SOUTH



D - WEST

6 MEN'S RESTROOM 209 ELEVATIONS

SCALE: 1/4" = 1'-0"

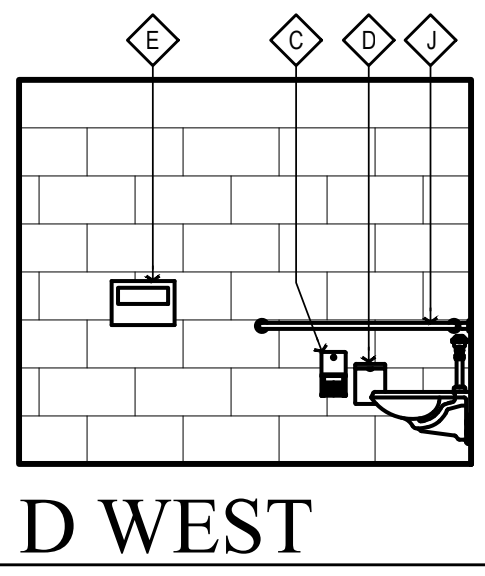
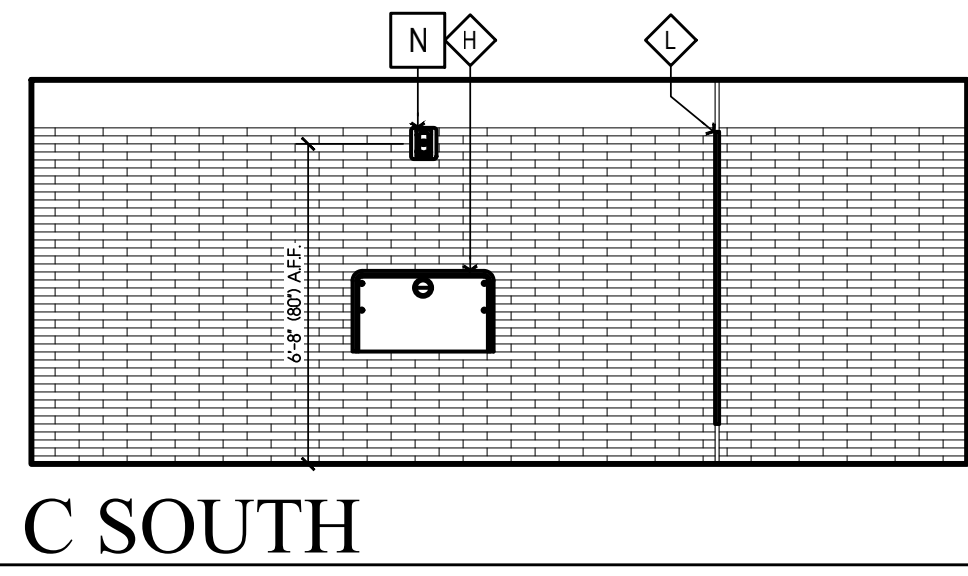
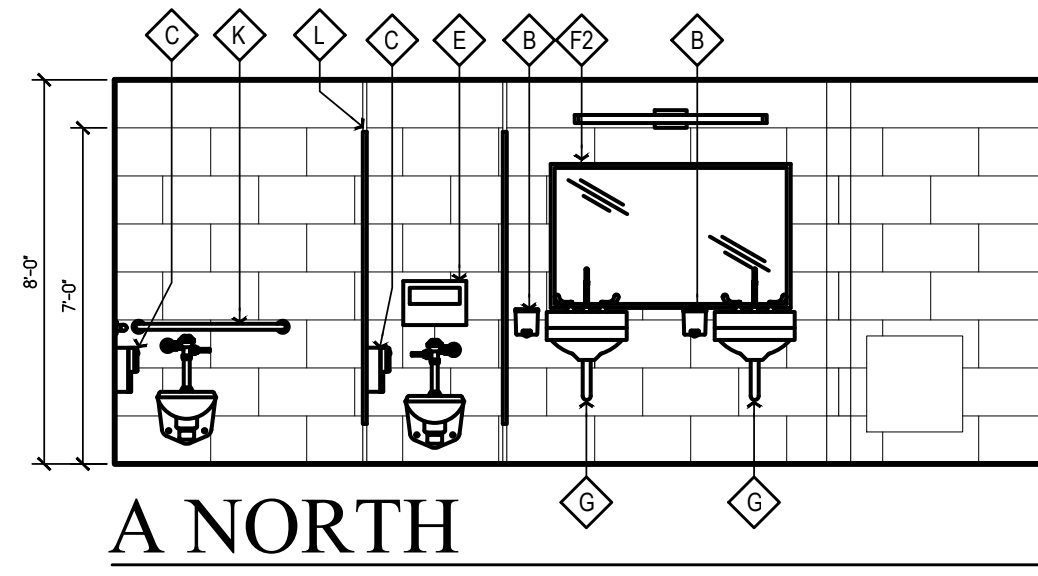
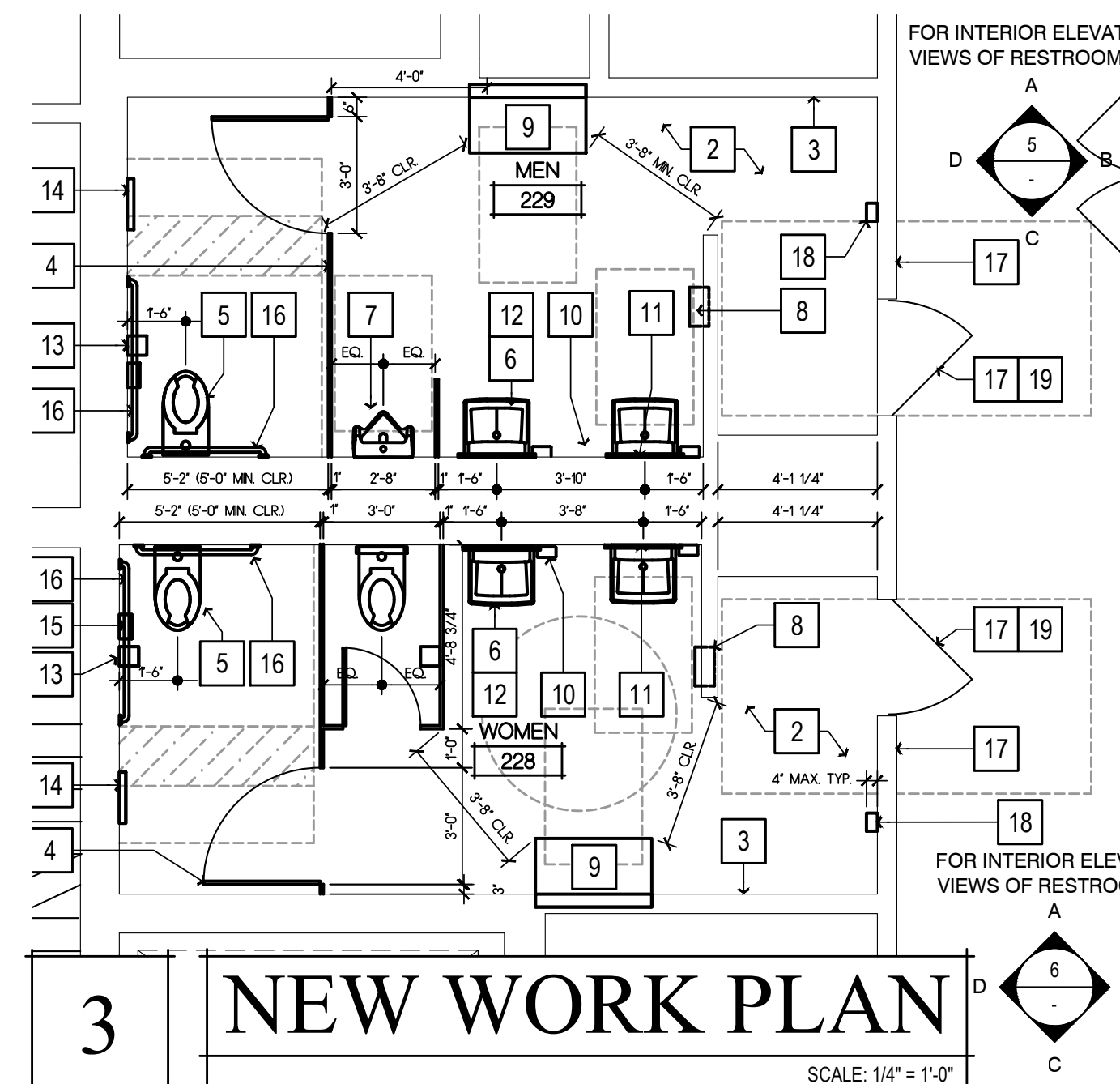
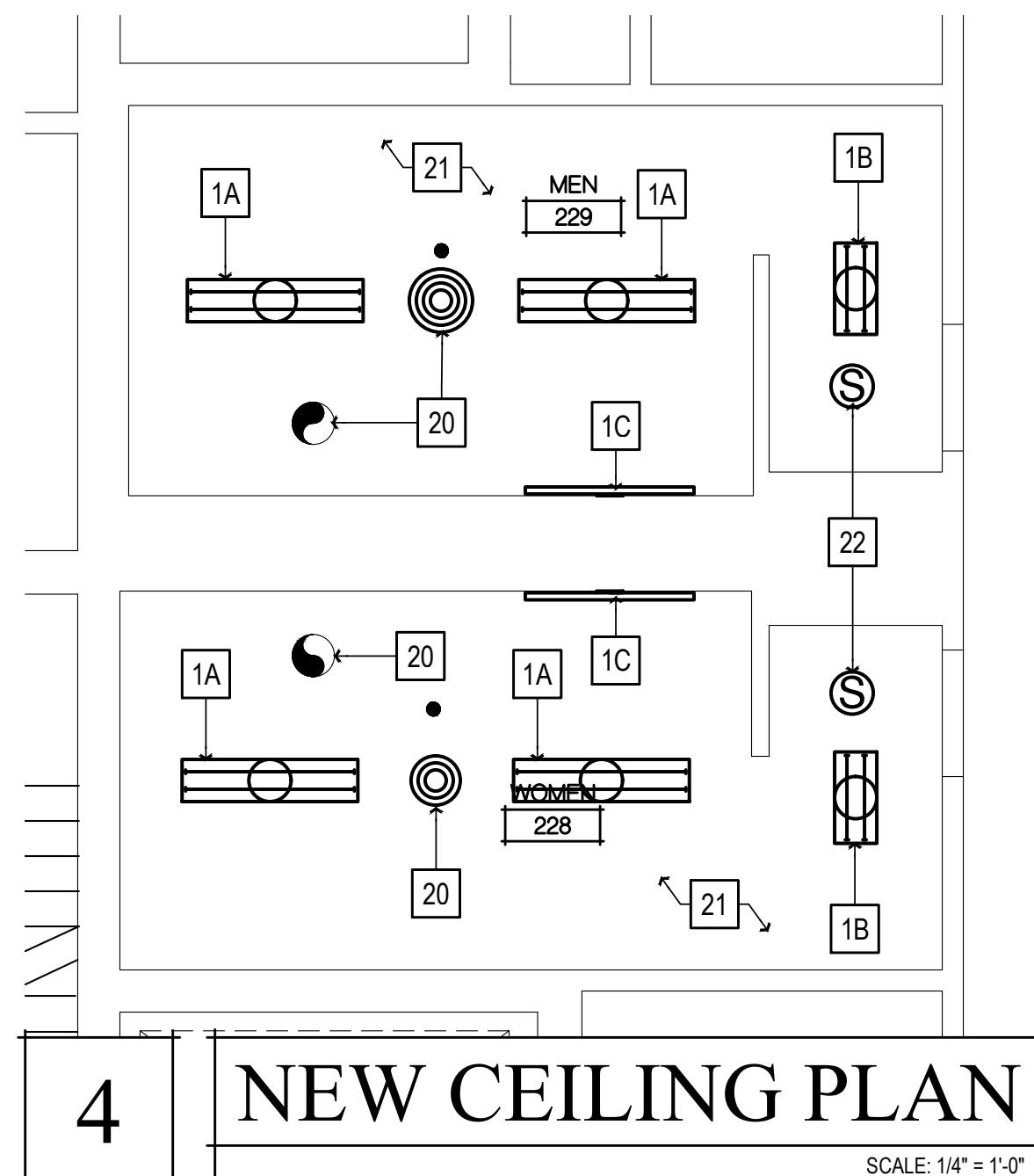
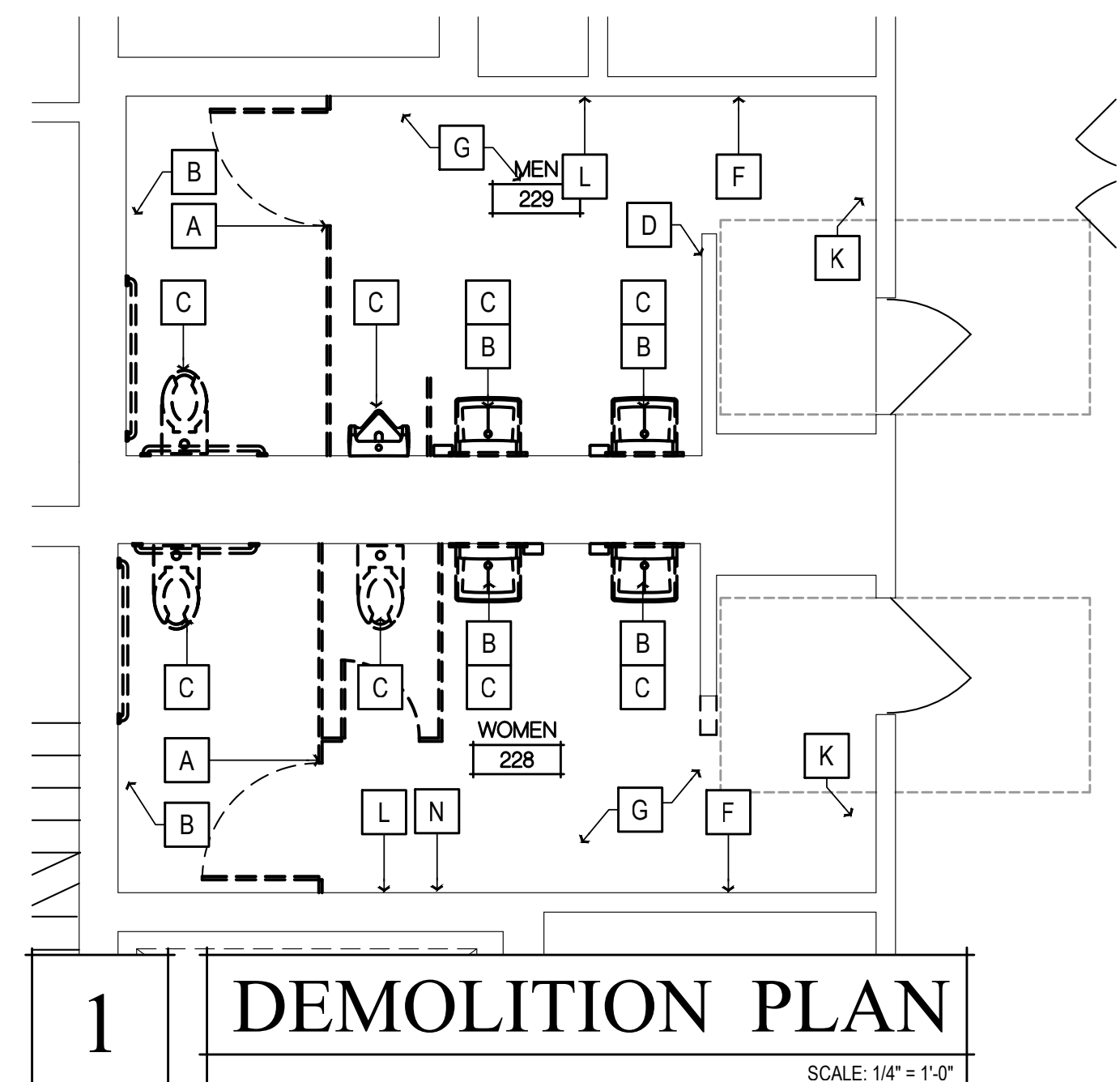
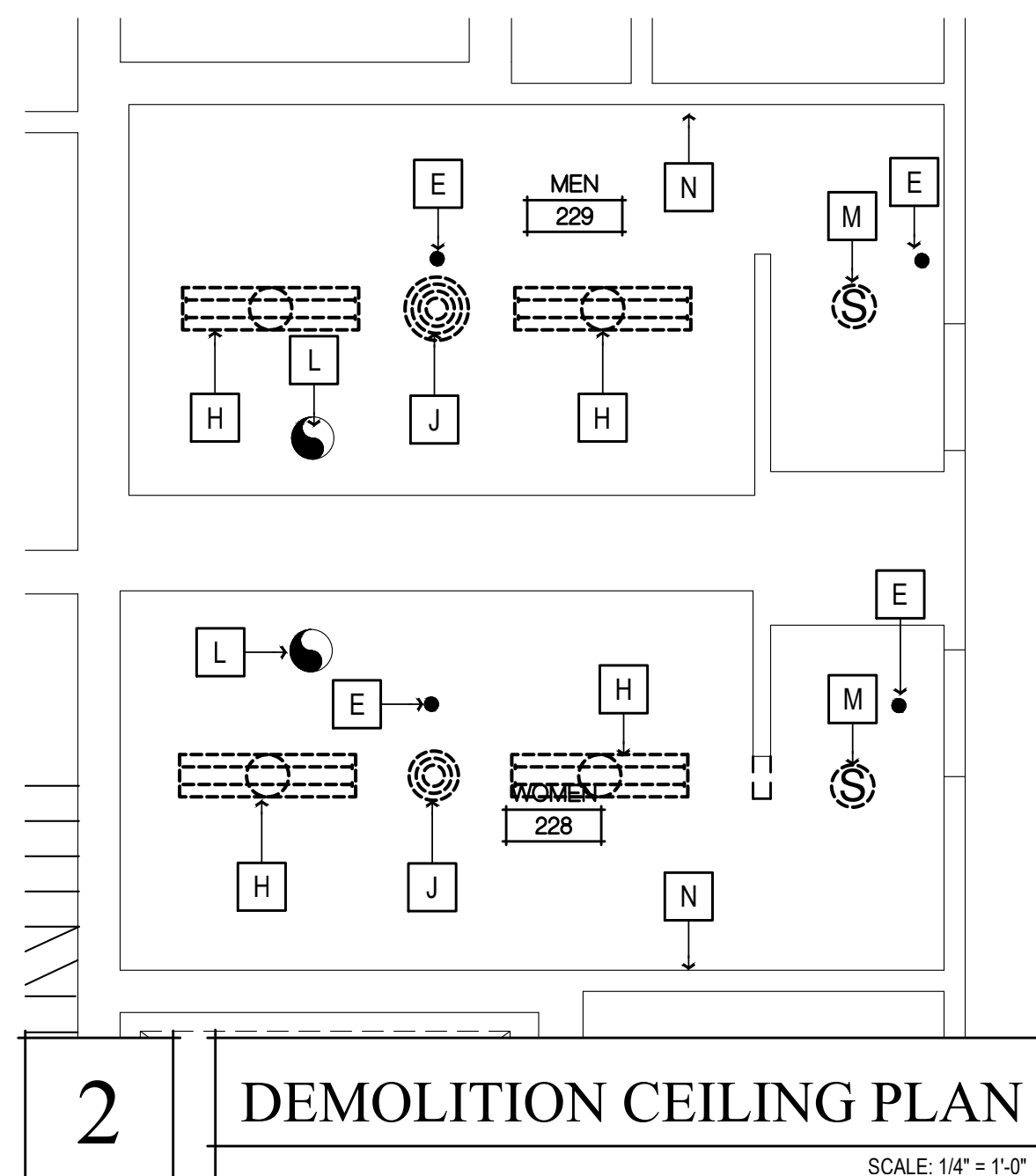
GENERAL NOTES

- RECYCLE AND/OR SALVAGE FOR REUSE A MINIMUM OF 50% OF THE OF THE NON-HAZARDOUS CONSTRUCTION WASTE. UTILIZE A WASTE MANAGEMENT COMPANY THAT PROVIDES VERIFIABLE DOCUMENTATION OF THE PERCENTAGE OF CONSTRUCTION WASTE DIVERTED FROM THE LANDFILL.
- PATCH, REPAIR, PREPARE ALL SURFACES FOR FINISH MATERIALS WHERE DISTURBED BY ALTERATIONS, INCLUDING OPENINGS IN WALLS AND FLOORS FROM REMOVED PIPES AND FIXTURES.
- PAINT ALL WALLS AND CEILINGS TO MATCH (E) CONDITIONS.
- SEALED CONCRETE TO MATCH (E) CONDITIONS. REPAIR WHERE DISTURBED BY ALTERATION PROCESS.
- ADJUST FLOOR SLOPES TO DRAIN, LESS THAN 1.5% IN ALL DIRECTIONS.
- PAINT ALL (E) ACCESS HATCHES, MATCH CEILING COLOR
- PRIOR TO PAINTING, SMOOTH COAT AND SAND (E) WALLS TO REMOVE CRACKING AND OTHER IMPERFECTIONS.

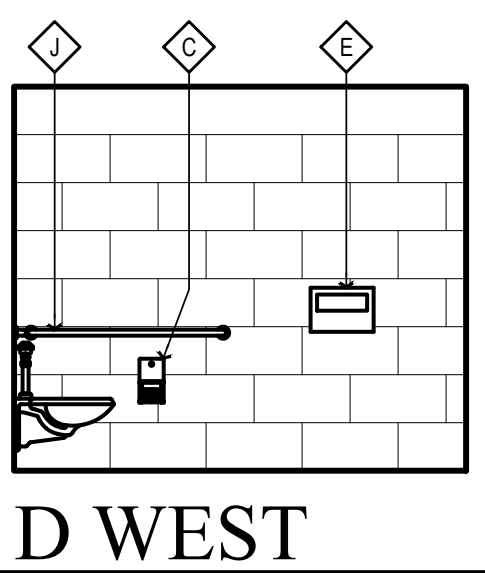
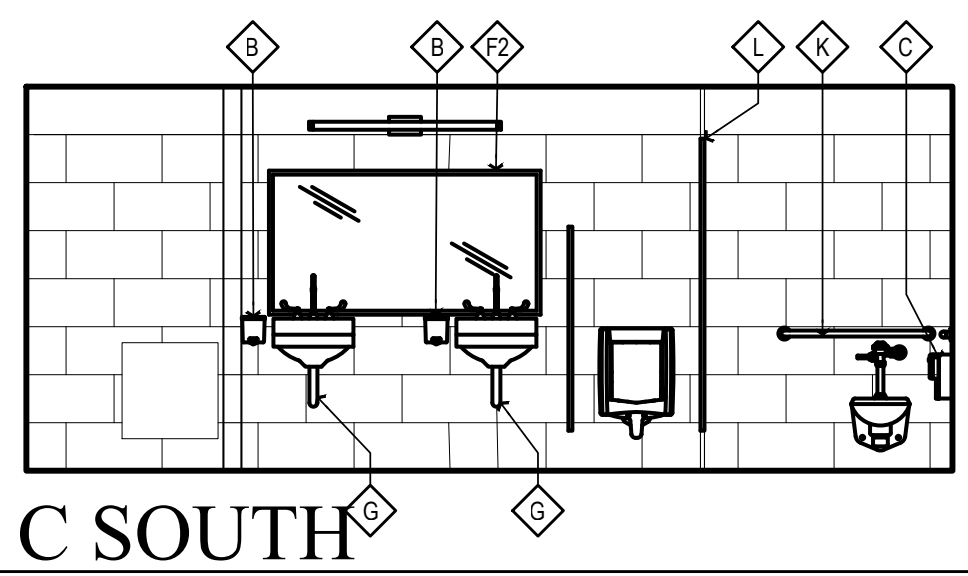
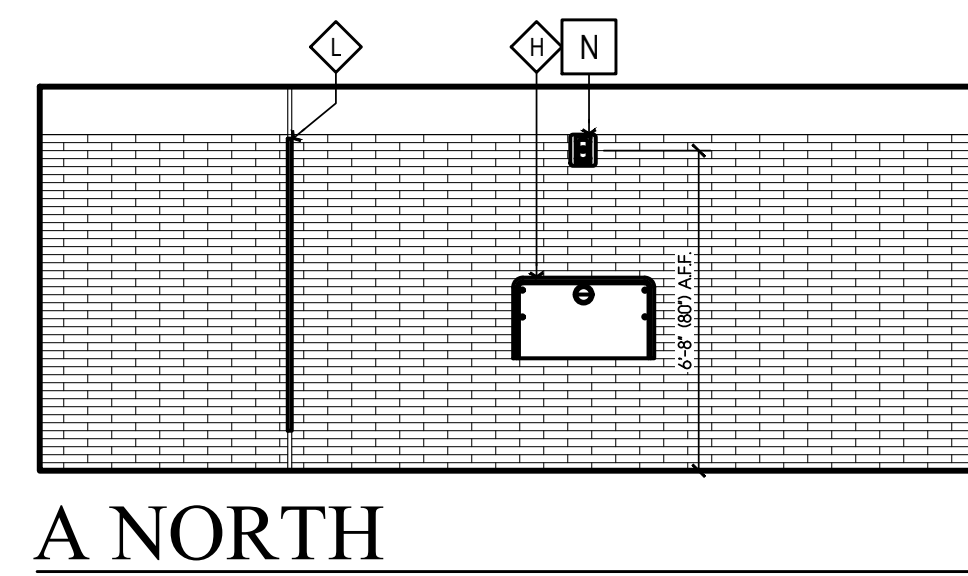
WALL LEGEND

- (ALL ITEMS ARE NEW UNLESS NOTED (E) OR EXISTING)
- (E) ELEMENT TO REMAIN
 - (E) ELEMENT TO BE DEMOLISHED
 - ELEMENT TO BE INSTALLED

Logn Name: Dawn C
 Plot Date: March 06, 2023 - 1:33 PM
 File Name: \\NWHP003-RS20M01\F101\Projects\6030\6030\17-6430 Humboldt County ADA Compliance\09 Courthouse\Drawings\FC CH_Elmg 2nd floor.dwg
 PERS: rfc\CLB | DBAO: TNEY



5 WOMEN'S RESTROOM 228 ELEVATIONS
SCALE: 1/4" = 1'-0"

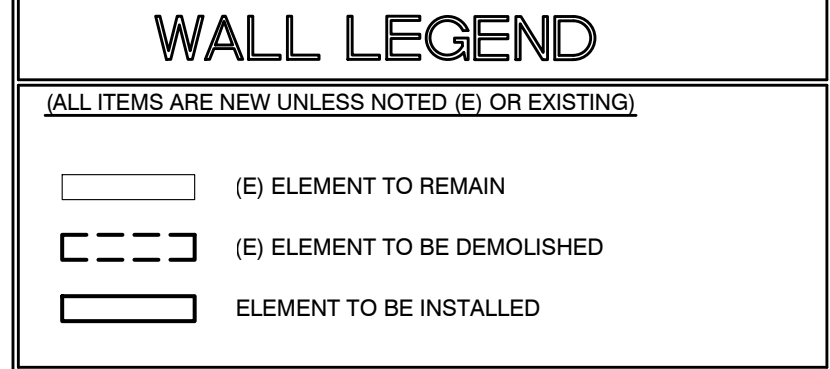


6 MEN'S RESTROOM 229 ELEVATIONS
SCALE: 1/4" = 1'-0"

- NEW WORK SHEET NOTES**
(ALL ITEMS ARE NEW UNLESS NOTED (E) OR EXISTING)
- TIER 1 WORK**
- REMOVE (E) PLUMBING FIXTURES AND ASSOCIATED ACCESSORIES. REMOUNT PLUMBING FIXTURES AND ACCESSORIES PER ACCESSIBILITY REQUIREMENTS ON SHT. A009. REPAIR (E) FINISHES AS REQ'D. MATCH (E) ADJACENT TYP.
- TIER 2 WORK**
- REMOVE (E) PLUMBING FIXTURES, ASSOCIATED ACCESSORIES, AND (E) RESTROOM FINISHES. PROVIDE (N) FINISHES, AND REMOUNT PLUMBING FIXTURES AND ACCESSORIES PER ACCESSIBILITY REQUIREMENTS ON SHT. A009
- 1A (N) 4' LED LIGHT FIXTURE, SEE SCHEDULE ON SHT. A140
 - 1B (N) 2' LED LIGHT FIXTURE, SEE SCHEDULE ON SHT. A140
 - 1C (N) VANITY LIGHT FIXTURE, SEE SCHEDULE ON SHT. A140
 - 2 TILE FLOORING, SEE FINISH SCHEDULE ON SHT. A140.
 - 3 WALL TILE, SEE FINISH SCHEDULE ON SHT. A140
 - 4 (N) TOILET PARTITIONS, SEE FINISH SCHEDULE ON SHT. A140.
 - 5 WALL MOUNTED FLUSH VALVE TOILET, SEE PLUMBING SCHEDULE ON SHT. A140
 - 6 WALL MOUNTED LAVATORY, SEE SEE PLUMBING SCHEDULE ON SHT. A140
 - 7 PROVIDE WALL MOUNTED ACCESSIBLE URINAL, SEE PLUMBING SCHEDULE ON SHT. A140
 - 8 REINSTALL RECESSED WALL MOUNTED PAPER TOWEL DISPENSER, COUNTY TO VERIFY LOCATION, SEE DTL. 1/A901
 - 9 (N) WALL MOUNTED BABY CHANGING STATION, SEE RESTROOM ACCESSORY SCHEDULE ON SHT. A140
 - 10 REINSTALL WALL MOUNTED SOAP DISPENSER
 - 11 (N) LAVATORY MIRROR, SEE RESTROOM ACCESSORY SCHEDULE ON SHT. A140
 - 12 REINSTALL LAVATORY PIPING PROTECTION PACKAGE
 - 13 REINSTALL TOILET PAPER DISPENSER
 - 14 REINSTALL TOILET SEAT COVER DISPENSER
 - 15 REINSTALL SANITARY NAPKIN DISPENSER
 - 16 REINSTALL GRAB BARS
 - 17 ACCESSIBLE TACTILE SIGNAGE, SEE DTL. 7/A009
 - 18 REINSTALL WALL MOUNTED HAND SANITIZER (4' MAX. DEPTH), LOCATION TO BE VERIFIED BY COUNTY
 - 19 ADJUST DOOR CLOSER OPERATOR SO THAT THE FORCE REQUIRED TO ACTUATE THE DOOR DOES NOT EXCEED 5 LBS. (22 NEWTONS); ADJUST THE CLOSER OPERATOR SO THAT THE TIME REQUIRED FOR THE DOOR TO CLOSE FROM AN OPEN POSITION OF 90 DEGREES TO WITHIN 12 DEGREES OF THE LATCH IS 5 SECONDS MINIMUM.
 - 20 PAINT AND REINSTALL HVAC GRILLES
 - 21 REPAIR CLNG. AS REQ'D., PAINT PER FINISH SCHEDULE ON SHT. A140
 - 22 REINSTALL SMOKE DETECTOR, TIE IN TO (E) FIRE ALARM SYSTEM AS REQ'D.

- DEMOLITION SHEET NOTES**
(ALL ITEMS ARE EXISTING UNLESS NOTED (N) OR NEW)
- A REMOVE (E) TOILET PARTITIONS AS SHOWN
 - B REMOVE (E) TOILET & RESTROOM ACCESSORIES, RETAIN GRAB BARS AND LAVATORY PIPING PROTECTION PACKAGES FOR REINSTALLATION, RETURN ALL OTHER ACCESSORIES TO THE COUNTY FOR RE-USE.
 - C REMOVE (E) PLUMBING FIXTURE AS SHOWN
 - D REMOVE INDICATED SECTION OF WALL
 - E (E) FIRE SPRINKLER TO REMAIN
 - F REMOVE (E) WALL FINISHES, PREP FOR (N) WALL FINISHES
 - G REMOVE (E) FLOORING, PREP SUBFLOOR FOR (N) FLOORING
 - H REMOVE (E) LIGHT FIXTURE, PREP J-BOX FOR (N) LIGHT FIXTURE
 - J REMOVE (E) HVAC REGISTER, CLEAN AND PREP FOR (N) PAINT
 - K REMOVE (E) WALL MOUNTED HAND SANITIZER DISPENSER
 - L (E) EXHAUST FAN TO REMAIN, REMOVE (E) FAN GRILLE FOR REPLACEMENT
 - M REMOVE (E) SMOKE DETECTORS, RETAIN FOR REINSTALLATION
 - N VERIFY IN FIELD THAT CENTER OF (E) HORN & STROBE UNIT IS LOCATED +80" A.F.F., RELOCATE HORN & STROBE DEVICE AND ASSOCIATED J-BOX SO THAT CENTER OF FIXTURE IS AT +80" A.F.F. IF REQ'D.


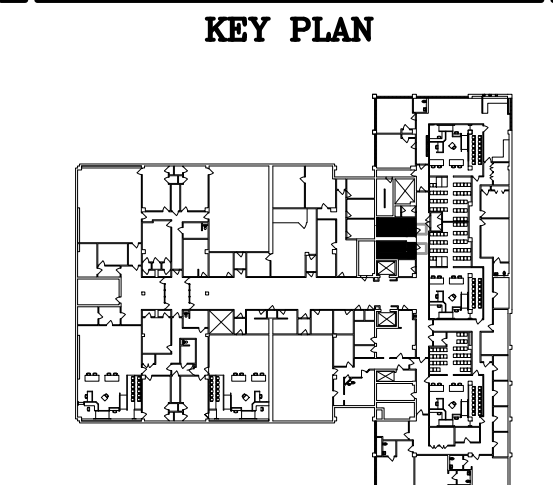
- GENERAL NOTES**
1. RECYCLE AND/OR SALVAGE FOR REUSE A MINIMUM OF 50% OF THE NON-HAZARDOUS CONSTRUCTION WASTE. UTILIZE A WASTE MANAGEMENT COMPANY THAT PROVIDES VERIFIABLE DOCUMENTATION OF THE PERCENTAGE OF CONSTRUCTION WASTE DIVERTED FROM THE LANDFILL.
 2. PATCH, REPAIR, PREPARE ALL SURFACES FOR FINISH MATERIALS WHERE DISTURBED BY ALTERATIONS, INCLUDING OPENINGS IN WALLS AND FLOORS FROM REMOVED PIPES AND FIXTURES.
 3. PAINT ALL WALLS AND CEILINGS TO MATCH (E) CONDITIONS.
 4. SEALED CONCRETE TO MATCH (E) CONDITIONS. REPAIR WHERE DISTURBED BY ALTERATION PROCESS.
 5. ADJUST FLOOR SLOPES TO DRAIN, LESS THAN 1.5% IN ALL DIRECTIONS.
 6. PAINT ALL (E) ACCESS HATCHES, MATCH CEILING COLOR
 7. PRIOR TO PAINTING, SMOOTH COAT AND SAND (E) WALLS TO REMOVE CRACKING AND OTHER IMPERFECTIONS.



Copyright © 2023

All ideas, designs, arrangements and plans indicated or represented by the drawings are asserted to be the property of NICHOLS MELBURG & ROSSETTO, INC. and may be copied, stored, or used for any purpose without the written permission of NICHOLS MELBURG & ROSSETTO, INC.

NICHOLS MELBURG & ROSSETTO ARCHITECTS + ENGINEERS
 300 KNOLLCREST DRIVE
 REDDING, CA 96002
 (530) 222-3300 (530) 222-3538 FAX
 http://www.nmrdesign.com



PROJECT NAME
ACCESSIBILITY IMPROVEMENTS
 FOR
HUMBOLDT COUNTY COURTHOUSE
 825 5TH STREET
 EUREKA, CALIFORNIA

SHEET TITLE
 2nd FLOOR
RESTROOM WORK
 #228 & #229

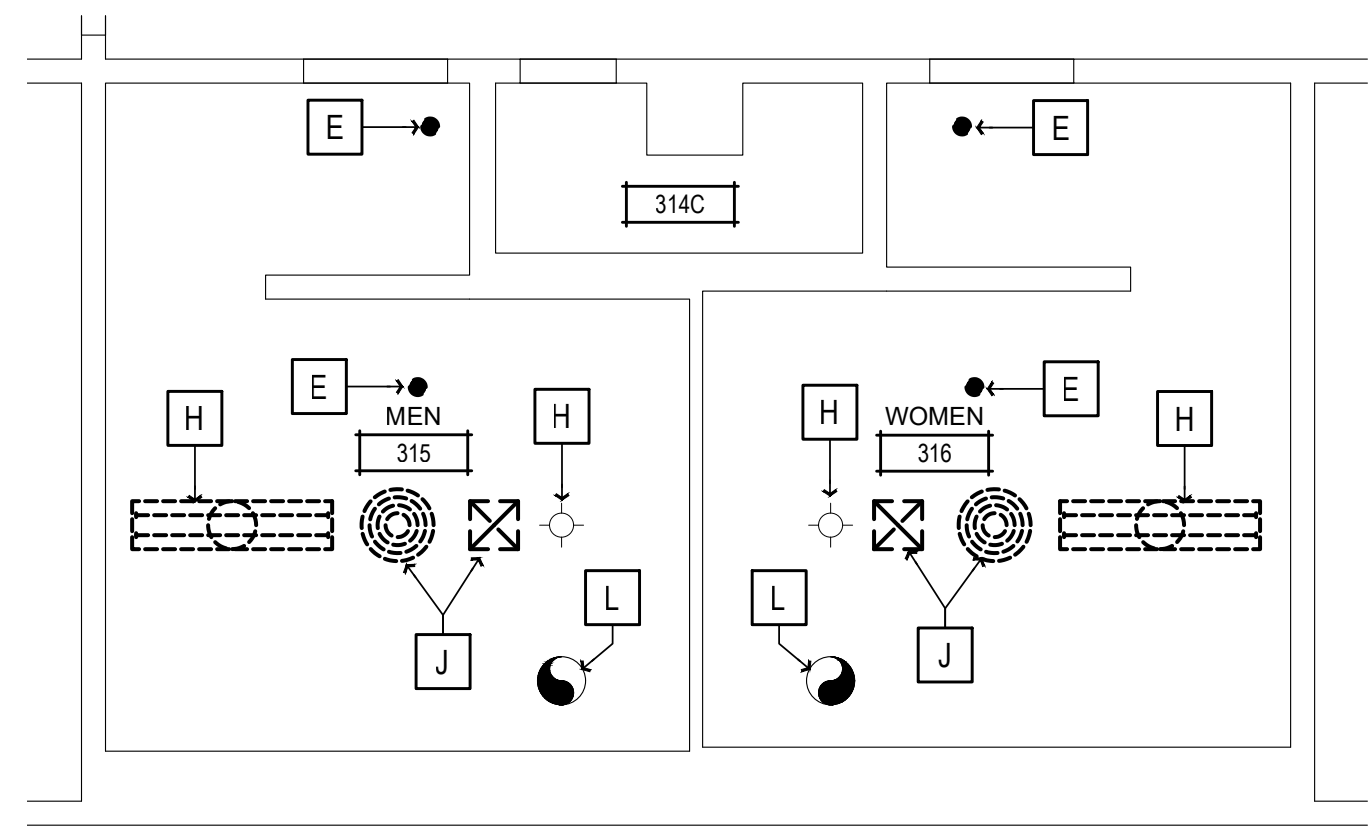
DRAWING STATUS
CONSTRUCTION DOCUMENTS

REVISIONS

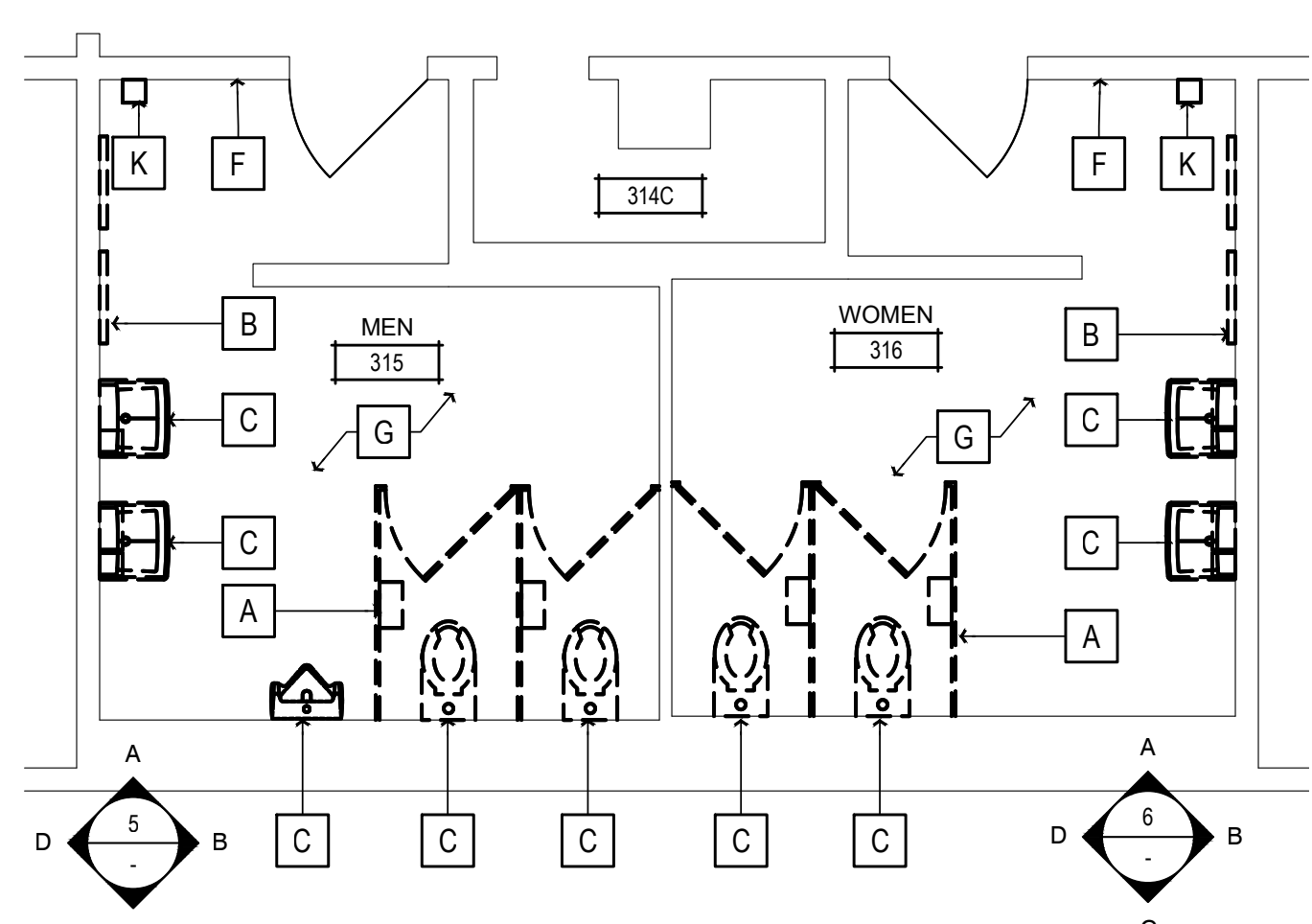
Sym.	Description	By	Date
▲	BACK CHECK #2	TAL	1/30/23

Drawn By	CD
Checked By	
Date Drawn	2/15/2023
Scale	AS NOTED
Job No.	17-6430

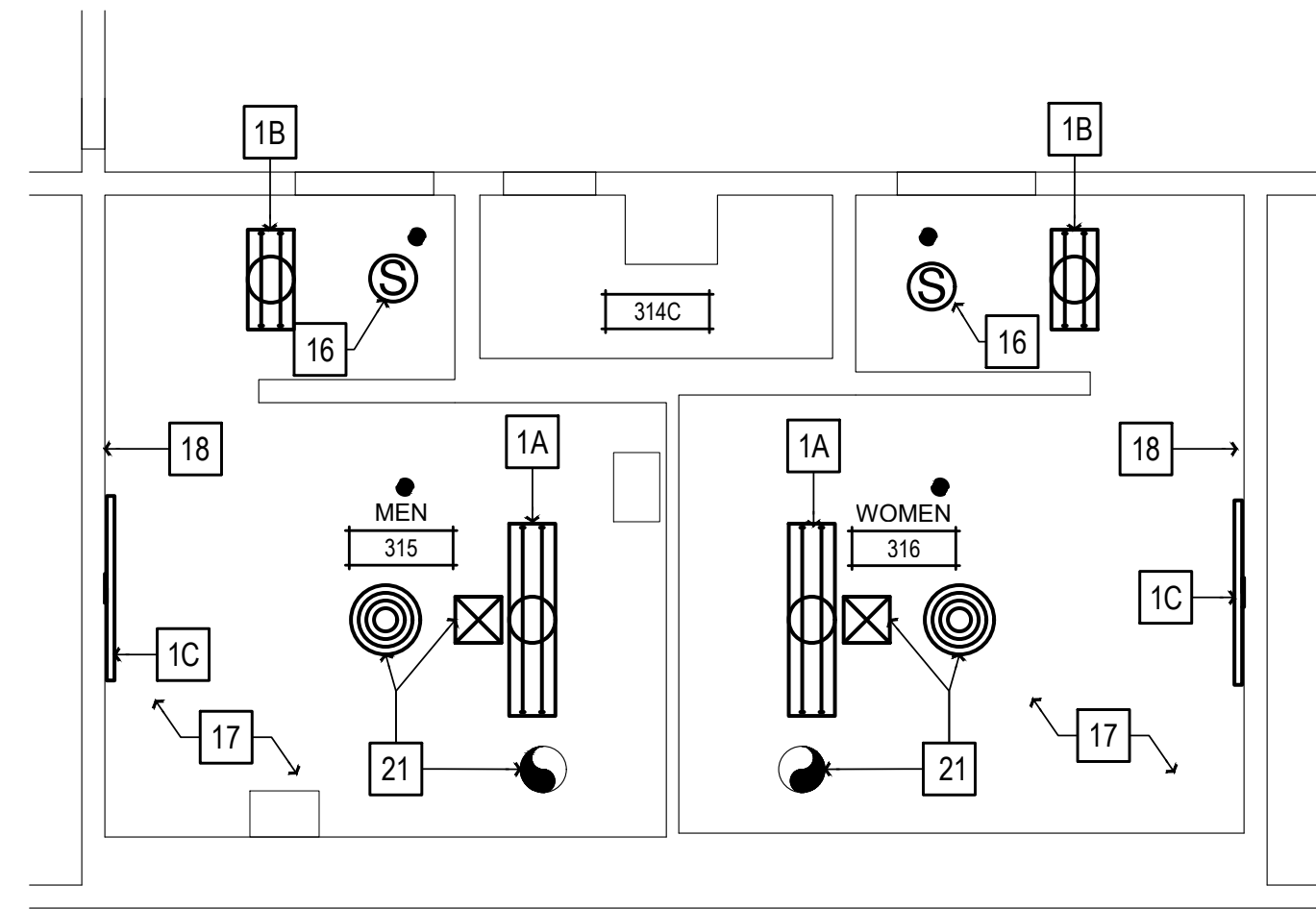
SHEET No.
A222



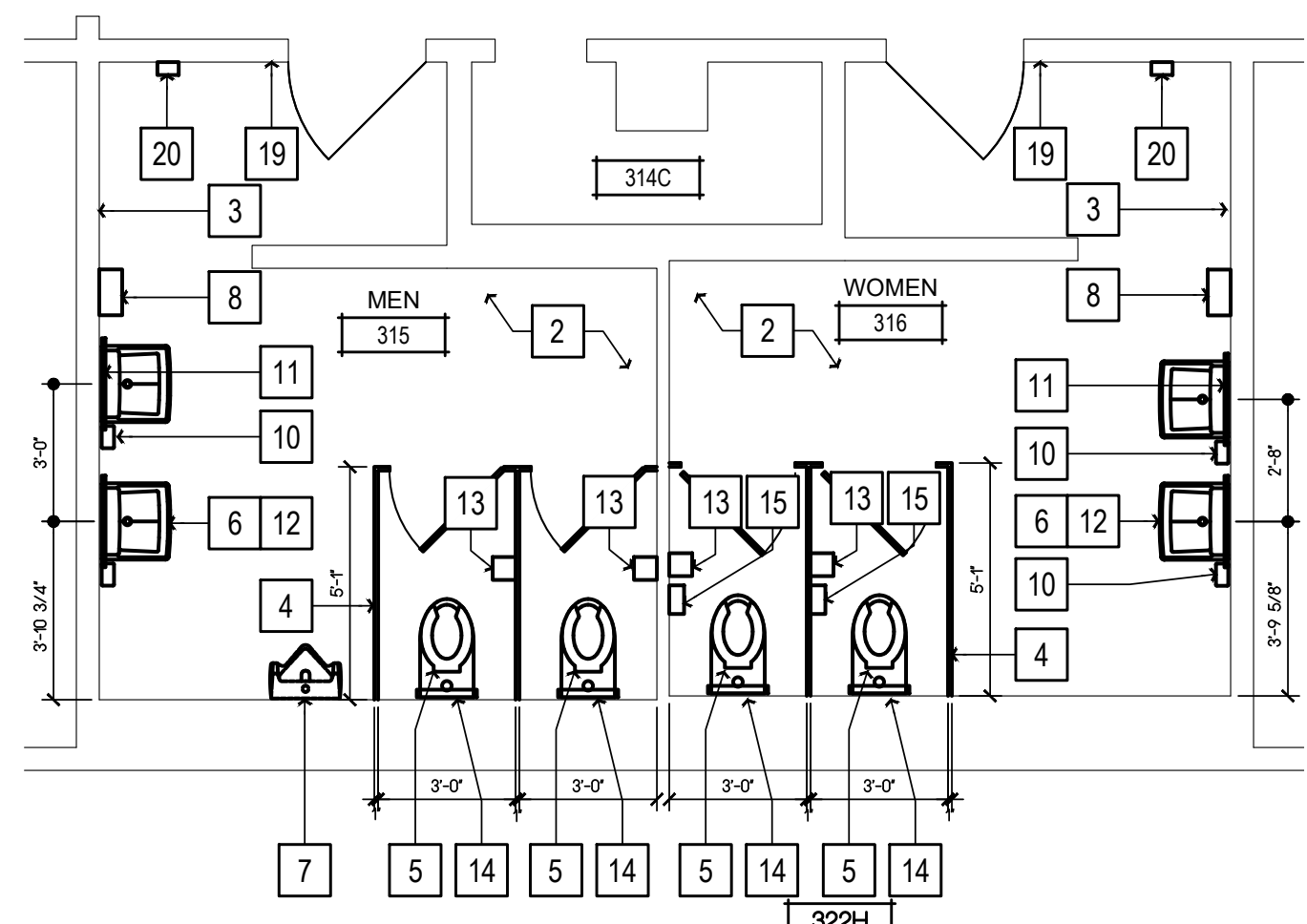
2 DEMOLITION R.C.P.
SCALE: 1/4" = 1'-0"



1 DEMOLITION PLAN
SCALE: 1/4" = 1'-0"



4 REFLECTED CEILING PLAN
SCALE: 1/4" = 1'-0"



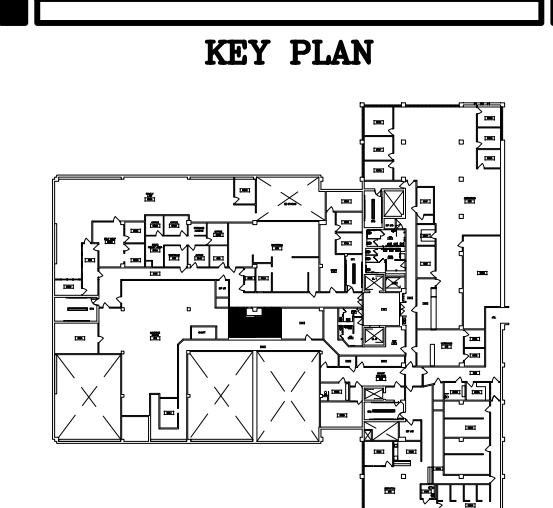
3 FLOOR PLAN
SCALE: 1/4" = 1'-0"

- NEW WORK SHEET NOTES**
(ALL ITEMS ARE NEW UNLESS NOTED (E) OR EXISTING)
- TIER 3 WORK**
- REMOVE (E) PLUMBING FIXTURES, ASSOCIATED ACCESSORIES, AND (E) RESTROOM FINISHES. PROVIDE (N) FINISHES, AND REMOUNT PLUMBING FIXTURES AND ACCESSORIES BACK TO (E) LOCATIONS
 - 1A (N) 4' LED LIGHT FIXTURE, SEE SCHEDULE ON SHT. A140
 - 1B (N) 2' LED LIGHT FIXTURE, SEE SCHEDULE ON SHT. A 140
 - 1C (N) VANITY LIGHT FIXTURE, SEE SCHEDULE ON SHT. A140
 - 2 (N) TILE FLOORING, SEE FINISH SCHEDULE ON SHT. A140.
 - 3 (N) WALL TILE, SEE FINISH SCHEDULE ON SHT. A140.
 - 4 (N) TOILET PARTITIONS, SEE FINISH SCHEDULE ON SHT. A140.
 - 5 (N) WALL MOUNTED FLUSH VALVE TOILET, SEE PLUMBING SCHEDULE ON SHT. A140
 - 6 (N) WALL MOUNTED LAVATORY, SEE PLUMBING SCHEDULE ON SHT. A140
 - 7 (N) WALL MOUNTED ACCESSIBLE URINAL, SEE PLUMBING SCHEDULE ON SHT. A140
 - 8 REINSTALL WALL MOUNTED PAPER TOWEL DISPENSERS, COUNTY TO VERIFY LOCATION
 - 9 (N) HI-LO DRINKING FOUNTAIN W/ BOTTLE FILLER, SEE PLUMBING FIXTURE SCHEDULE ON SHT. A140 & ACCESSIBILITY DETAILS ON SHT. A009
 - 10 REINSTALL WALL MOUNTED SOAP DISPENSER
 - 11 (N) MIRROR, SEE RESTROOM ACCESSORY SHCHEDULE ON SHT. A140
 - 12 REINSTALL LAVATORY PIPING PROTECTION PACKAGE
 - 13 REINSTALL TOILET PAPER DISPENSER
 - 14 REINSTALL TOILET SEAT DISPENSER
 - 15 REINSTALL SANITARY NAPKIN DISPENSER
 - 16 (N) SMOKE DETECTOR, TIE IN TO (E) FIRE ALARM SYSTEM ON SHT. A140
 - 17 REPAIR CL'NG. AS REQ'D., PAINT PER FINISH SCHEDULE ON SHT. A140
 - 18 ADD MISSING HORN & STROBE WARNING DEVICE, TIE INTO (E) FIRE ALARM SYSTEM, MOUNT SO THAT CENTER OF (E) HORN & STROBE UNIT IS LOCATED 80" A.F.F.
 - 19 RELOCATE (E) ELECTRIC RECEPTACLE SO THAT TOP OF J-BOX IS 15" A.F.F. MIN.
 - 20 REINSTALL WALL MOUNTED HAND SANITIZER, LOCATION TO BE VERIFIED BY COUNTY
 - 21 PAINT AND REINSTALL HVAC GRILLES
 - 22 (N) 36" TALL GUARD RAIL @ EDGE OF DRINKING FOUNTAIN ALCOVE, SEE ACCESSIBILITY DETAILS ON SHT. A009
 - 23 30" X 48" CLR. FLOOR SPACE @ ACCESSIBLE DRINKING FOUNTAIN

- DEMOLITION SHEET NOTES**
(ALL ITEMS ARE EXISTING UNLESS NOTED (N) OR NEW)
- A REMOVE (E) TOILET PARTITIONS AS SHOWN
 - B REMOVE (E) TOILET & RESTROOM ACCESSORIES, RETAIN GRAB BARS AND LAVATORY PIPING PROTECTION PACKAGES FOR REINSTALLATION, RETURN ALL OTHER ACCESSORIES TO THE COUNTY FOR RE-USE.
 - C REMOVE (E) PLUMBING FIXTURE AS SHOWN
 - D REMOVE (E) HI-LO DRINKING FOUNTAIN, RETURN TO FACILITY, PREP WALL FOR (N) HI-LO DRINKING FOUNTAIN
 - E (E) FIRE SPRINKLER TO REMAIN
 - F REMOVE (E) WALL FINISHES, PREP FOR (N) WALL FINISHES
 - G REMOVE (E) FLOORING, PREP SUBFLOOR FOR (N) FLOORING
 - H REMOVE (E) LIGHT FIXTURE, PREP J-BOX FOR (N) LIGHT FIXTURE
 - J REMOVE (E) HVAC REGISTER, CLEAN AND PREP FOR (N) PAINT
 - K REMOVE (E) WALL MOUNTED HAND SANITIZER DISPENSER
 - L (E) EXHAUST FAN TO REMAIN, REMOVE (E) FAN GRILLE FOR REPLACEMENT
 - M REMOVE (E) PARTITION WALL AS SHOWN, PREP FLOOR AND CEILING FOR FINISH REPAIRS AS REQ'D.

Copyright © 2023
All ideas, designs, arrangements and plans indicated or represented by this drawing are owned by and the property of NICHOLS MELBURG and ROSSETTO, INC. and may not be copied, reproduced, developed for use or, and in connection with, the specified project. None of such ideas, designs, arrangements or plans shall be used by, or disclosed to any person, firm or corporation for any purpose whatsoever without the written permission of NICHOLS MELBURG and ROSSETTO.

NICHOLS MELBURG ROSSETTO ARCHITECTS + ENGINEERS
300 KNOLLCREST DRIVE
REDDING, CA 96002
(530) 222-3300 (530) 222-3538 FAX
http://www.nmrdesign.com



LICENSE STAMPS

PROJECT NAME
ACCESSIBILITY IMPROVEMENTS
FOR
HUMBOLDT COUNTY COURTHOUSE

825 5TH STREET
EUREKA, CALIFORNIA

SHEET TITLE
3rd FLOOR
RESTROOM WORK
RMs #315 & #316

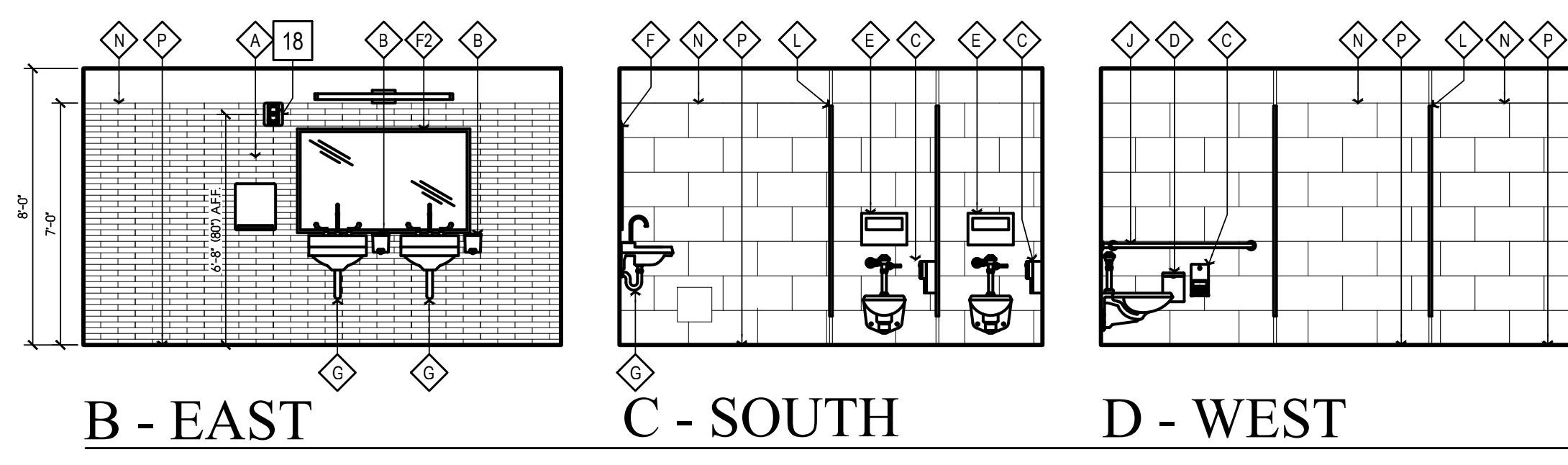
DRAWING STATUS
CONSTRUCTION DOCUMENTS

REVISIONS

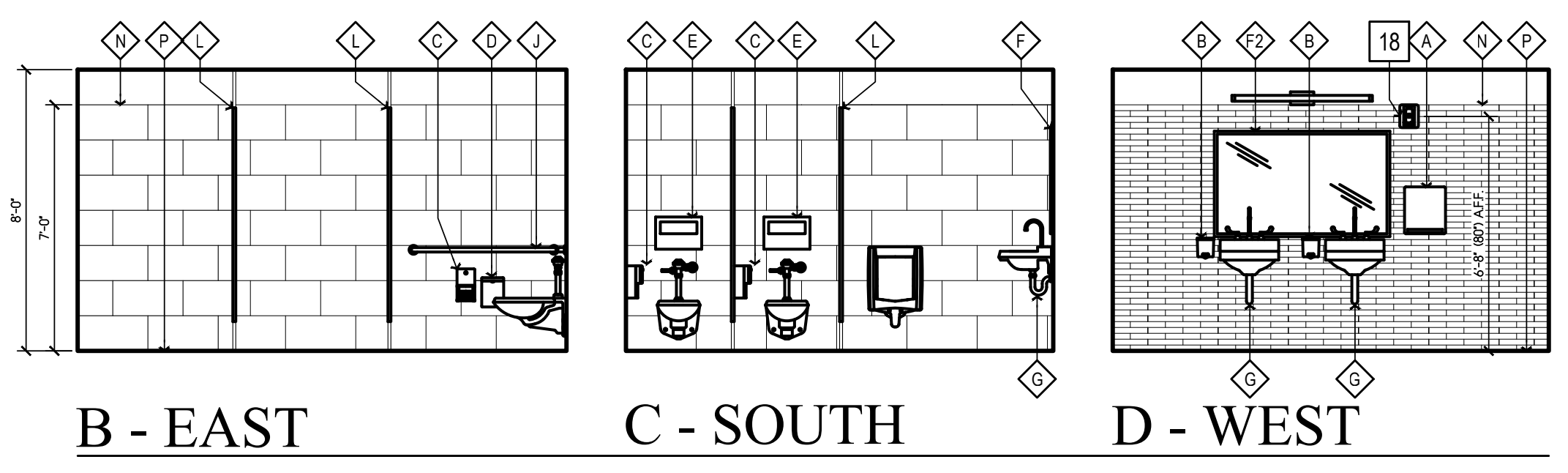
Sym.	Description	By	Date

Drawn By	CD
Checked By	
Date Drawn	2/15/2023
Scale	AS NOTED
Job No.	17-6430

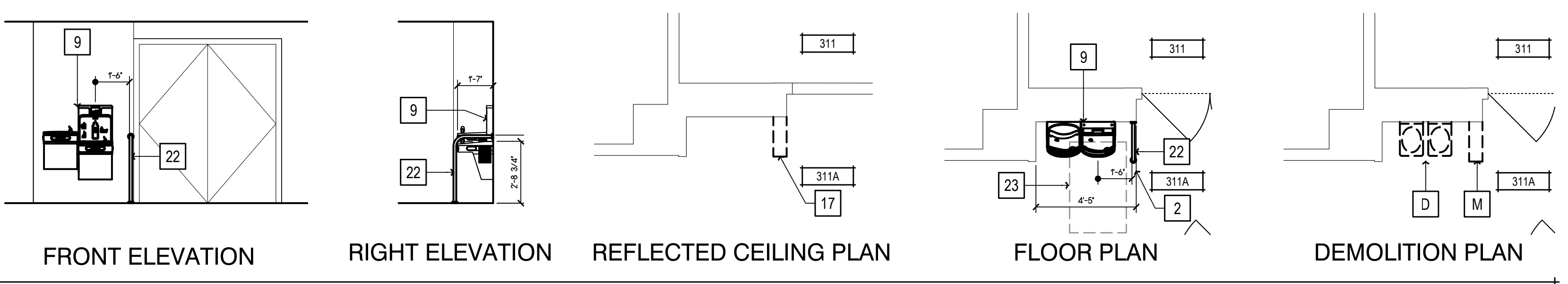
SHEET No.
A231



6 WOMEN'S RESTROOM 316 ELEVATIONS
SCALE: 1/4" = 1'-0"



5 MEN'S RESTROOM 315 ELEVATIONS
SCALE: 1/4" = 1'-0"

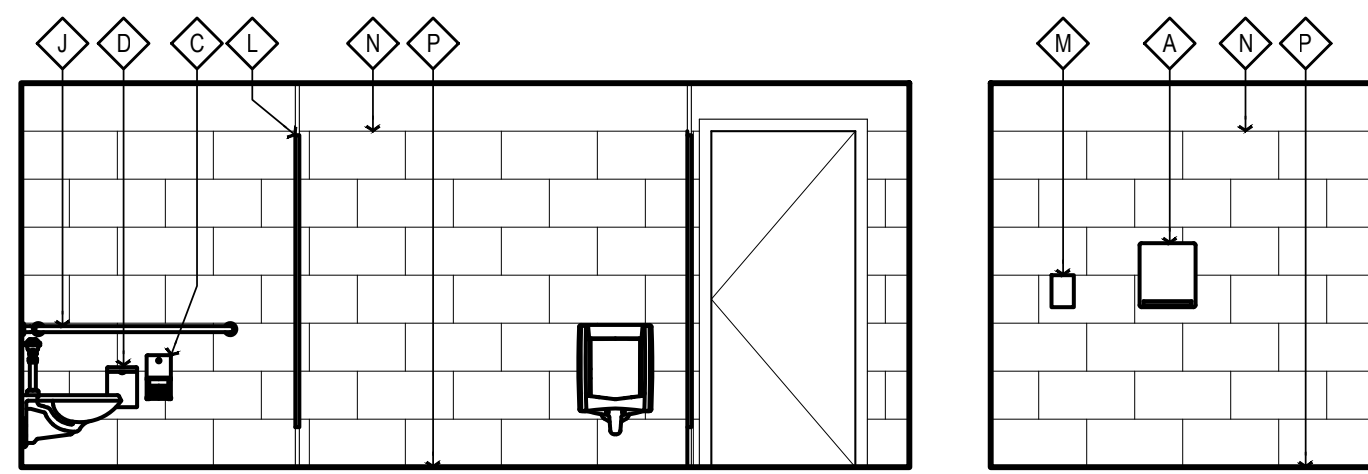


7 HALL #311A - DRINKING FOUNTAIN - DEMO, FLOOR PLAN, & ELEVATIONS
SCALE: 1/4" = 1'-0"

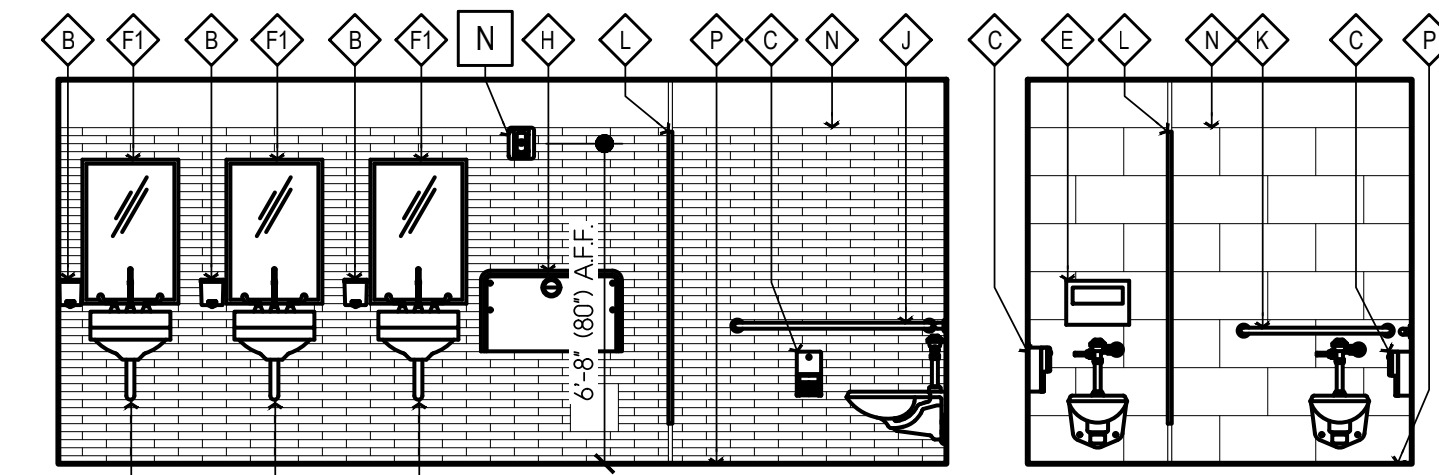
- GENERAL NOTES**
- RECYCLE AND/OR SALVAGE FOR REUSE A MINIMUM OF 50% OF THE OF THE NON-HAZARDOUS CONSTRUCTION WASTE. UTILIZE A WASTE MANAGEMENT COMPANY THAT PROVIDES VERIFIABLE DOCUMENTATION OF THE PERCENTAGE OF CONSTRUCTION WASTE DIVERTED FROM THE LANDFILL.
 - PATCH, REPAIR, PREPARE ALL SURFACES FOR FINISH MATERIALS WHERE DISTURBED BY ALTERATIONS, INCLUDING OPENINGS IN WALLS AND FLOORS FROM REMOVED PIPES AND FIXTURES.
 - PAINT ALL WALLS AND CEILINGS TO MATCH (E) CONDITIONS.
 - SEALED CONCRETE TO MATCH (E) CONDITIONS. REPAIR WHERE DISTURBED BY ALTERATION PROCESS.
 - ADJUST FLOOR SLOPES TO DRAIN, LESS THAN 1.5% IN ALL DIRECTIONS.
 - PAINT ALL (E) ACCESS HATCHES, MATCH CEILING COLOR
 - PRIOR TO PAINTING, SMOOTH COAT AND SAND (E) WALLS TO REMOVE CRACKING AND OTHER IMPERFECTIONS.

- WALL LEGEND**
(ALL ITEMS ARE NEW UNLESS NOTED (E) OR EXISTING)
- (E) ELEMENT TO REMAIN
 - (E) ELEMENT TO BE DEMOLISHED
 - ELEMENT TO BE INSTALLED

Logn Name: Dawn C
 Plot Date: March 06, 2023 - 109 pm
 File Name: \\NMRP03-RS20M\FR\Projects\66503\66503\17-6430 Humboldt County ADA Compliance\09 Courthouse\Drawings\FC Ch_Elmg 3rd flooring PEPS_V1\CD_LL_TB_DEMO 11.E3Y



A - NORTH B - EAST

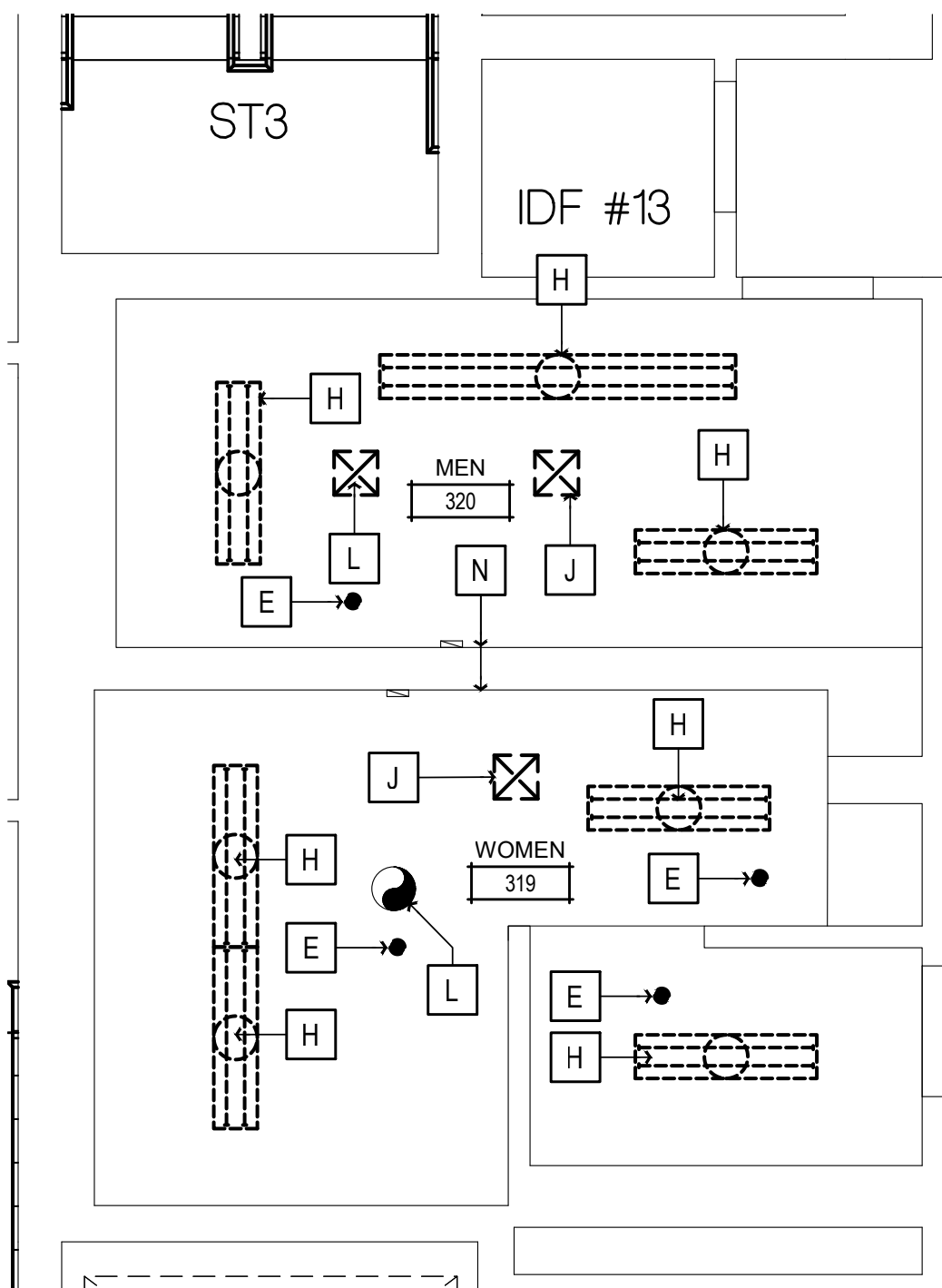


C - SOUTH D - WEST

MEN'S RESTROOM 320 ELEVATIONS

6

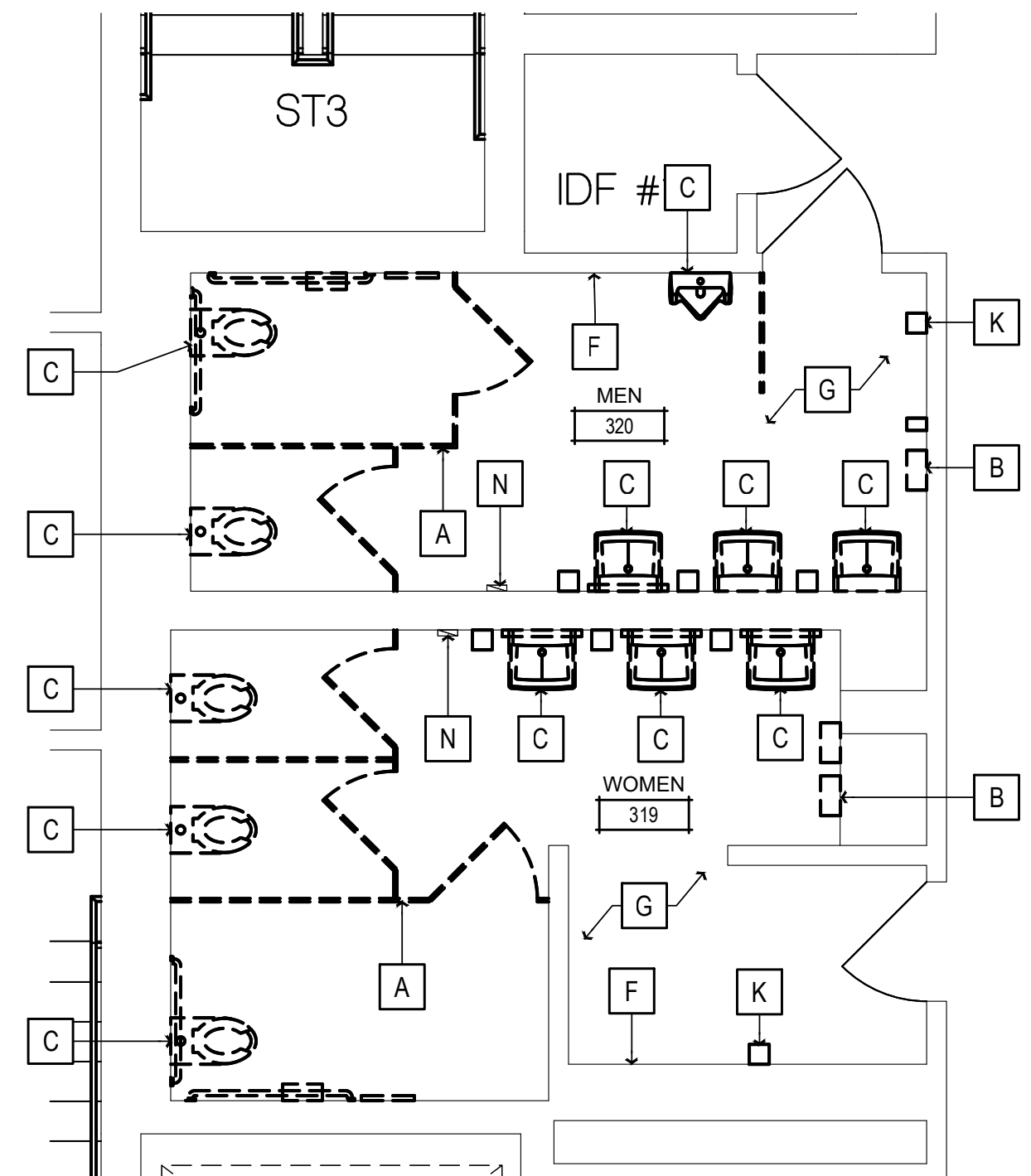
SCALE: 1/4" = 1'-0"



DEMOLITION R.C.P.

2

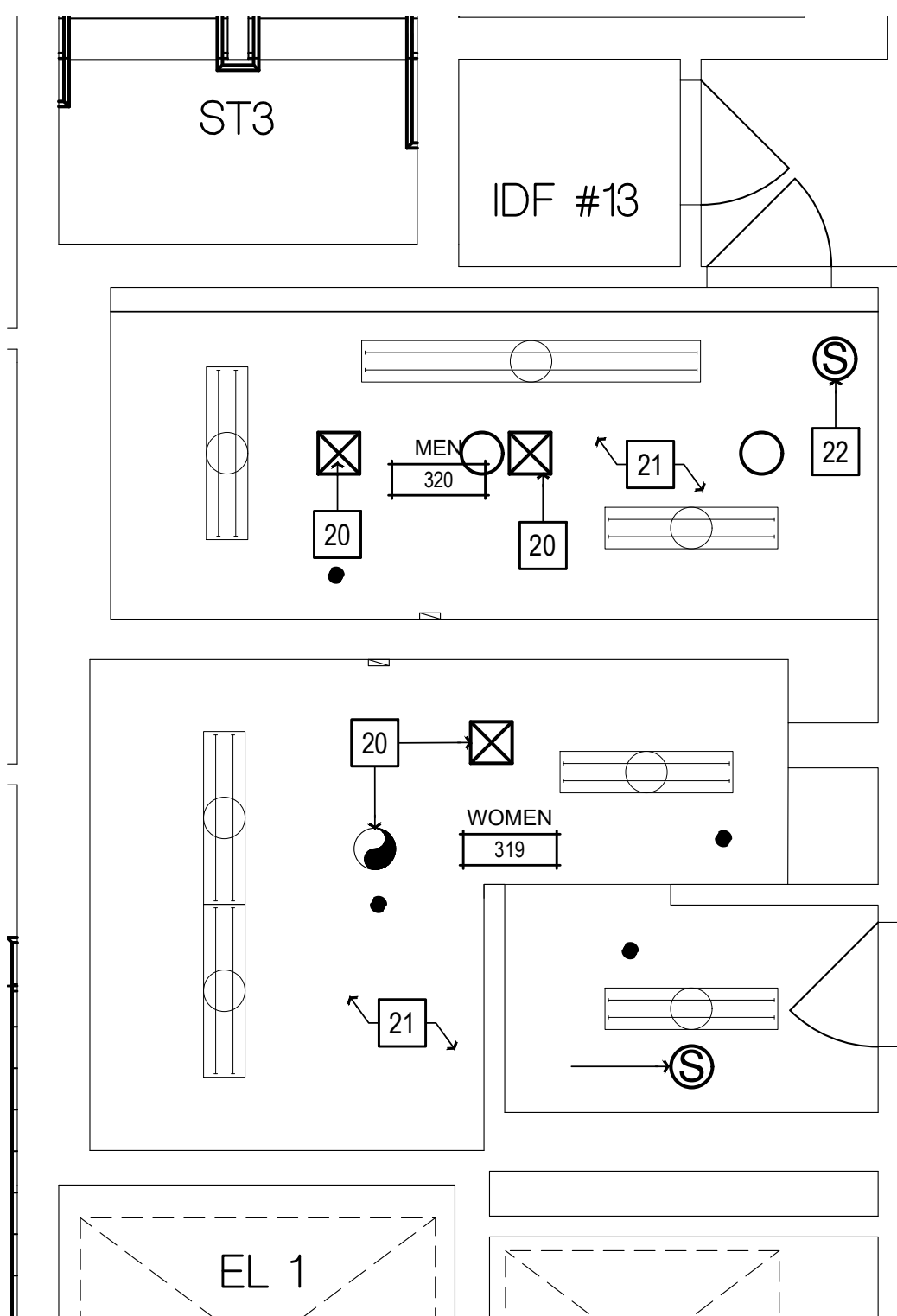
SCALE: 1/4" = 1'-0"



DEMOLITION PLAN

1

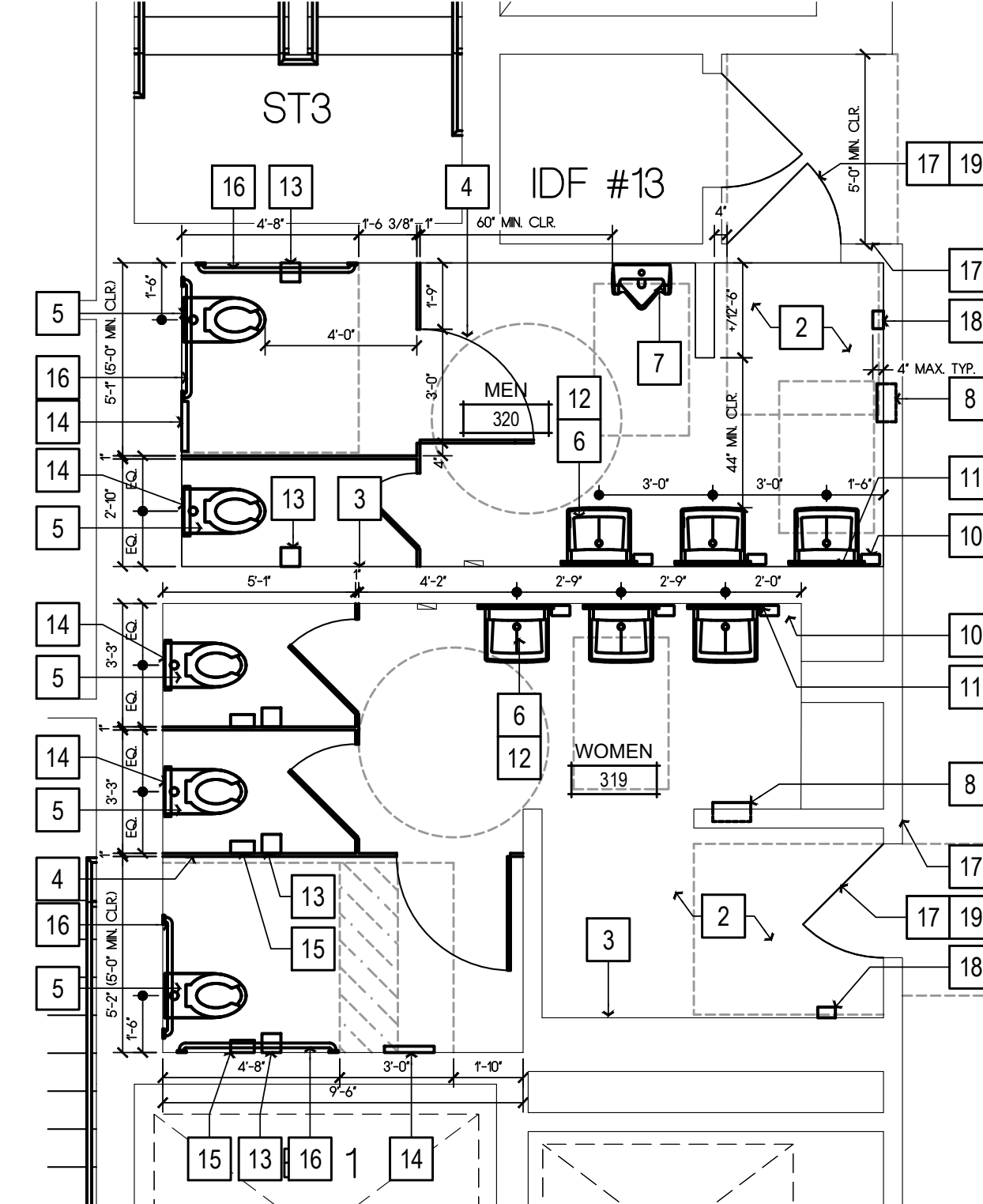
SCALE: 1/4" = 1'-0"



REFLECTED CEILING PLAN

4

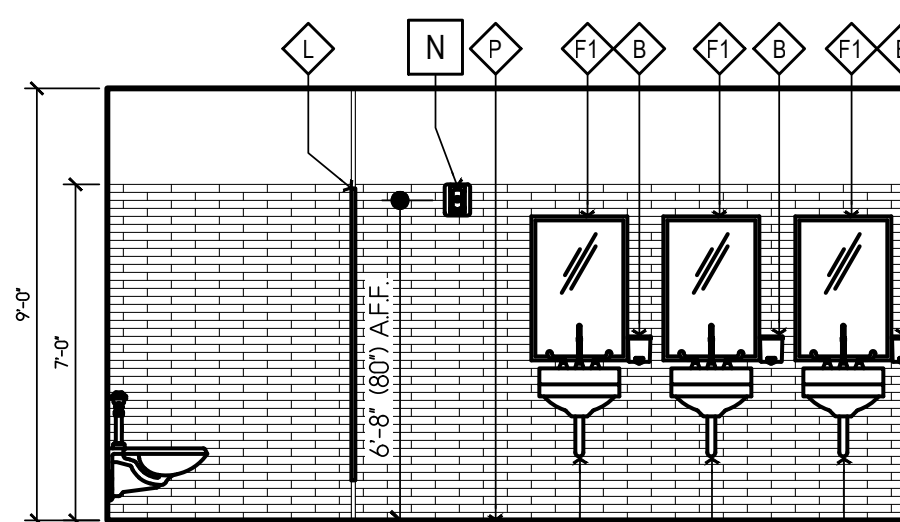
SCALE: 1/4" = 1'-0"



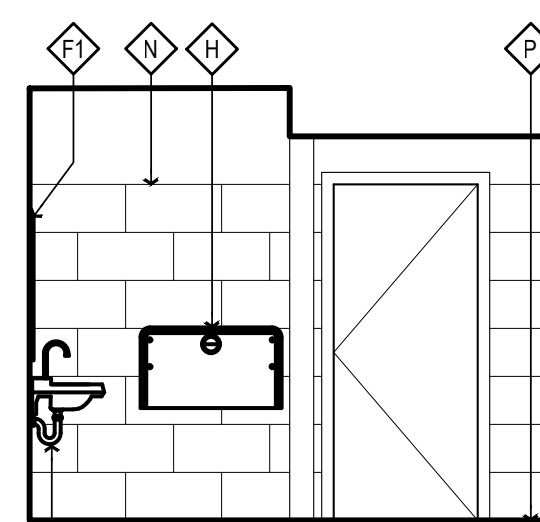
FLOOR PLAN

3

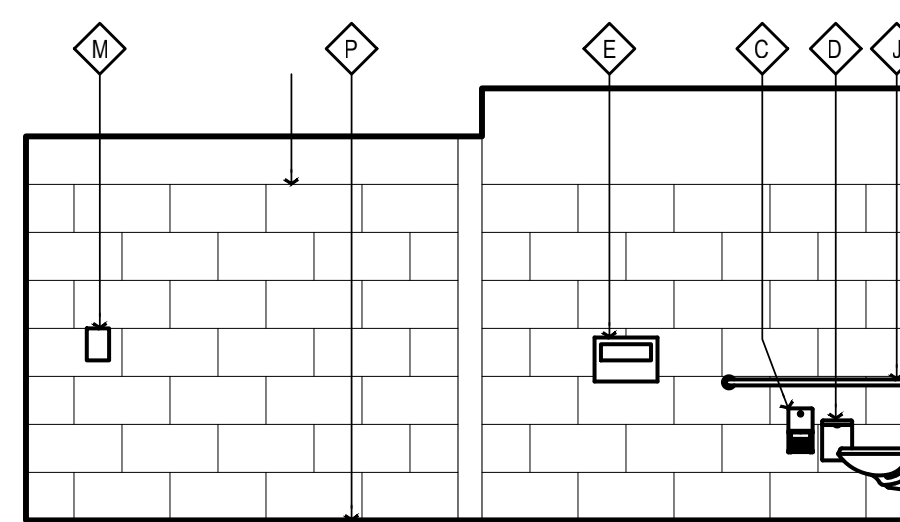
SCALE: 1/4" = 1'-0"



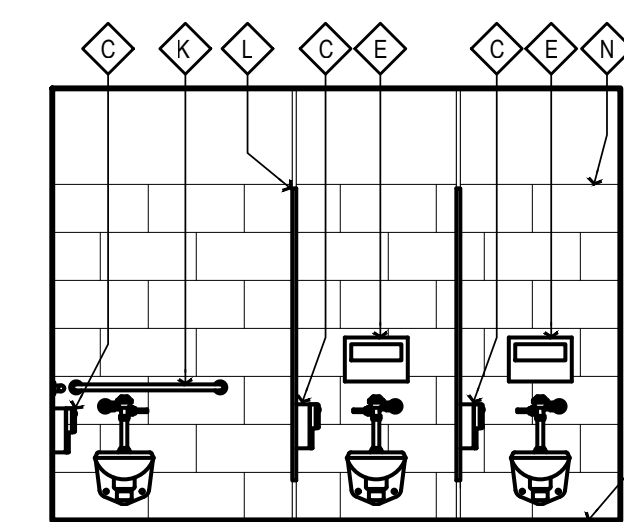
A - NORTH



B - EAST



C - SOUTH



D - WEST

WOMEN'S RESTROOM 319 ELEVATIONS

5

SCALE: 1/4" = 1'-0"

NEW WORK SHEET NOTES

(ALL ITEMS ARE NEW UNLESS NOTED (E) OR EXISTING)

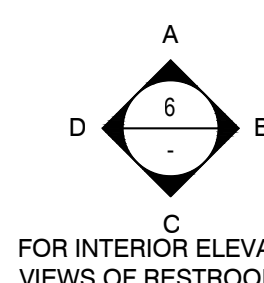
TIER 1 WORK

REMOVE (E) PLUMBING FIXTURES AND ASSOCIATED ACCESSORIES. REMOUNT PLUMBING FIXTURES AND ACCESSORIES PER ACCESSIBILITY REQUIREMENTS ON SHT. A009. REPAIR (E) FINISHES AS REQD. MATCH (E) ADJACENT TYP.

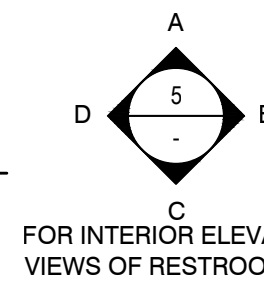
TIER 2 WORK

REMOVE (E) PLUMBING FIXTURES, ASSOCIATED ACCESSORIES, AND (E) RESTROOM FINISHES. PROVIDE (N) FINISHES, AND REMOUNT PLUMBING FIXTURES AND ACCESSORIES PER ACCESSIBILITY REQUIREMENTS ON SHT. A009

- 1A NOT USED
- 2 TILE FLOORING, SEE FINISH SCHEDULE ON SHT. A140.
- 3 WALL TILE, SEE FINISH SCHEDULE ON SHT. A140.
- 4 TOILET PARTITIONS, SEE FINISH SCHEDULE ON SHT. A140.
- 5 WALL MOUNTED FLUSH VALVE TOILET, SEE PLUMBING SCHEDULE ON SHT. A140
- 6 WALL MOUNTED LAVATORY, SEE SEE PLUMBING SCHEDULE ON SHT. A140
- 7 WALL MOUNTED ACCESSIBLE URINAL, SEE PLUMBING SCHEDULE ON SHT. A140
- 8 REINSTALL WALL MOUNTED PAPER TOWEL DISPENSERS, COUNT TO VERIFY LOCATION, SEE DTL. 1/A901
- 9 NOT USED
- 10 REINSTALL WALL MOUNTED SOAP DISPENSER
- 11 (N) LAVATORY MIRROR, SEE RESTROOM ACCESSORY SCHEDULE ON SHT. A140
- 12 REINSTALL LAVATORY PIPING PROTECTION PACKAGE
- 13 REINSTALL TOILET PAPER DISPENSER
- 14 REINSTALL TOILET SEAT COVER DISPENSER
- 15 REINSTALL SANITARY NAPKIN DISPENSER
- 16 REINSTALL GRAB BARS
- 17 ACCESSIBLE TACTILE SIGNAGE, SEE DTL. 7/A009
- 18 REINSTALL WALL MOUNTED HAND SANITIZER, LOCATION TO BE VERIFIED BY COUNTY
- ADJUST DOOR CLOSER OPERATOR SO THAT THE FORCE REQUIRED TO ACTUATE THE DOOR DOES NOT EXCEED 5 LBS. (22 NEWTONS). ADJUST THE CLOSER OPERATOR SO THAT THE TIME REQUIRED FOR THE DOOR TO CLOSE FROM AN OPEN POSITION OF 90 DEGREES TO WITHIN 12 DEGREES OF THE LATCH IS 5 SECONDS MINIMUM.
- 19
- 20 PAINT AND REINSTALL HVAC GRILLES
- 21 REPAIR CLING. AS REQD., PAINT PER FINISH SCHEDULE ON SHT. A140
- 22 SMOKE DETECTOR, TIE IN TO (E) FIRE ALARM SYSTEM AS REQD.



FOR INTERIOR ELEVATION VIEWS OF RESTROOM 320



FOR INTERIOR ELEVATION VIEWS OF RESTROOM 319

DEMOLITION SHEET NOTES

(ALL ITEMS ARE EXISTING UNLESS NOTED (N) OR NEW)

- A REMOVE (E) TOILET PARTITIONS AS SHOWN
- B REMOVE (E) TOILET & RESTROOM ACCESSORIES, RETAIN GRAB BARS AND LAVATORY PIPING PROTECTION PACKAGES FOR REINSTALLATION, RETURN ALL OTHER ACCESSORIES TO THE COUNTY FOR RE-USE.
- C REMOVE (E) PLUMBING FIXTURE AS SHOWN
- D NOT USED
- E (E) FIRE SPRINKLER TO REMAIN
- F REMOVE (E) WALL FINISHES, PREP FOR (N) WALL FINISHES
- G REMOVE (E) FLOORING, PREP SUBFLOOR FOR (N) FLOORING
- H (E) LIGHT FIXTURE TO REMAIN
- J REMOVE (E) HVAC REGISTER, CLEAN AND PREP FOR (N) PAINT
- K REMOVE (E) WALL MOUNTED HAND SANITIZER DISPENSER
- L (E) EXHAUST FAN TO REMAIN, REMOVE (E) FAN GRILLE FOR REPLACEMENT
- M REMOVE (E) SMOKE DETECTORS, RETAIN FOR REINSTALLATION
- N VERIFY IN FIELD THAT CENTER OF (E) HORN & STROBE UNIT IS LOCATED +80" A.F.F., RELOCATE HORN & STROBE DEVICE AND ASSOCIATED J-BOX SO THAT CENTER OF FIXTURE IS AT +80" A.F.F. IF REQD.

GENERAL NOTES

1. RECYCLE AND/OR SALVAGE FOR REUSE A MINIMUM OF 50% OF THE OF THE NON-HAZARDOUS CONSTRUCTION WASTE. UTILIZE A WASTE MANAGEMENT COMPANY THAT PROVIDES VERIFIABLE DOCUMENTATION OF THE PERCENTAGE OF CONSTRUCTION WASTE DIVERTED FROM THE LANDFILL.
2. PATCH, REPAIR, PREPARE ALL SURFACES FOR FINISH MATERIALS WHERE DISTURBED BY ALTERATIONS, INCLUDING OPENINGS IN WALLS AND FLOORS FROM REMOVED PIPES AND FIXTURES.
3. PAINT ALL WALLS AND CEILINGS TO MATCH (E) CONDITIONS.
4. SEALED CONCRETE TO MATCH (E) CONDITIONS. REPAIR WHERE DISTURBED BY ALTERATION PROCESS.
5. ADJUST FLOOR SLOPES TO DRAIN, LESS THAN 1.5% IN ALL DIRECTIONS.
6. PAINT ALL (E) ACCESS HATCHES, MATCH CEILING COLOR
7. PRIOR TO PAINTING: SMOOTH COAT AND SAND (E) WALLS TO REMOVE CRACKING AND OTHER IMPERFECTIONS.

WALL LEGEND

(ALL ITEMS ARE NEW UNLESS NOTED (E) OR EXISTING)

- () (E) ELEMENT TO REMAIN
- (---) (E) ELEMENT TO BE DEMOLISHED
- (---) ELEMENT TO BE INSTALLED

Copyright © 2023
 All ideas, designs, arrangements and plans indicated or represented by this drawing are the property of NICHOLS MELBURG and ROSSETTO ARCHITECTS + ENGINEERS. No part of this drawing, design, arrangement or plan shall be used by, or disclosed to any person, firm or corporation for any purpose whatsoever without the written permission of NICHOLS MELBURG and ROSSETTO.

NICHOLS MELBURG ROSSETTO ARCHITECTS + ENGINEERS
 300 KNOLLCREST DRIVE
 REDDING, CA 96002
 (530) 222-3300 (530) 222-3538 FAX
 http://www.nmrdesign.com

KEY PLAN

LICENSE STAMPS

PROJECT NAME
ACCESSIBILITY IMPROVEMENTS
 FOR
HUMBOLDT COUNTY COURTHOUSE
 826 5TH STREET
 EUREKA, CALIFORNIA

SHEET TITLE
 3rd FLOOR
RESTROOM WORK
 RMs #319 & #320

DRAWING STATUS
 CONSTRUCTION DOCUMENTS

REVISIONS

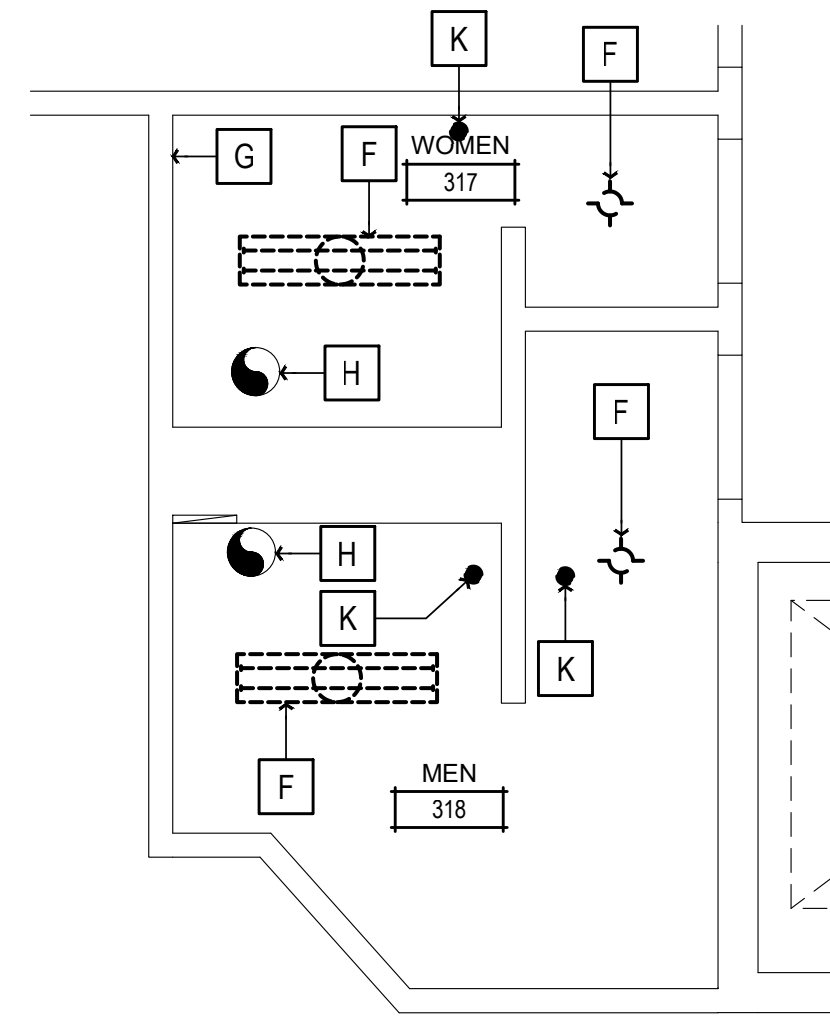
Sym.	Description	By	Date

Drawn By	CD
Checked By	
Date Drawn	2/15/2023
Scale	AS NOTED
Job No.	17-6430

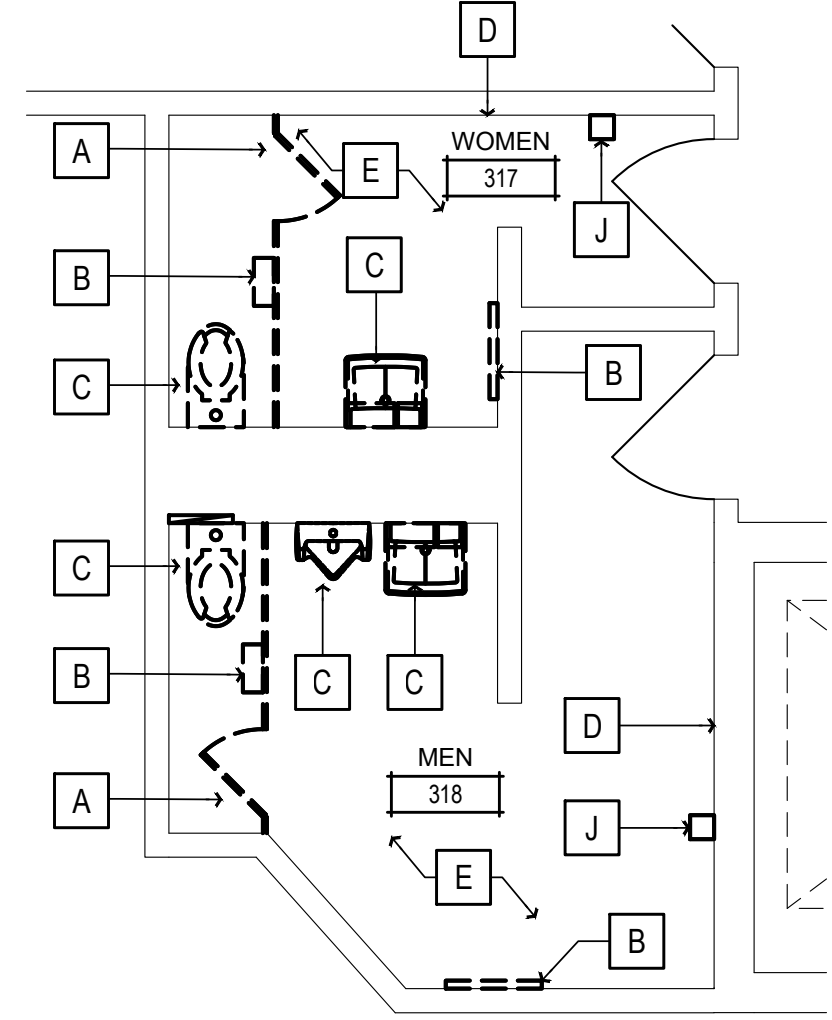
SHEET No.
A232

Logn Name: Dawn C
 Plot Date: March 06, 2023 - 10:00 am
 File Name: \\NWHP001-RS20M01\Projects\68503\68503\17-6430 Humboldt County ADA Compliance\09 Courthouse\Drawings\FC Ch_Elmg 3rd floor.dwg
 PERS: VHC\CL: LB: DBAO: T:NEY

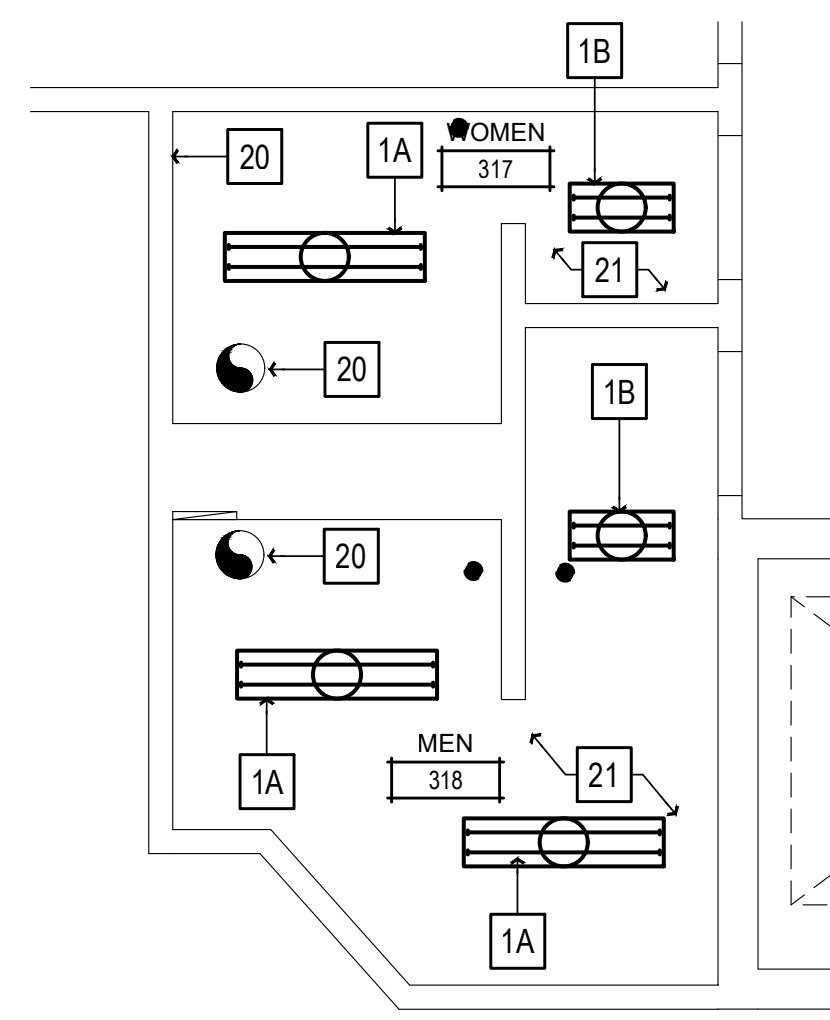
Log# Name: Dawn C
 Plt. Date: March 06, 2023 - 1:02 PM
 File Name: \\NORP003-RS20M\FR\Projects\826\06\317\7-6430 Humboldt County ADA Compliance\09 Courthouse\Drawings\FC CH_Elrg 311 floorng
 PERS: VFC\CLB: DBAO: TNEY



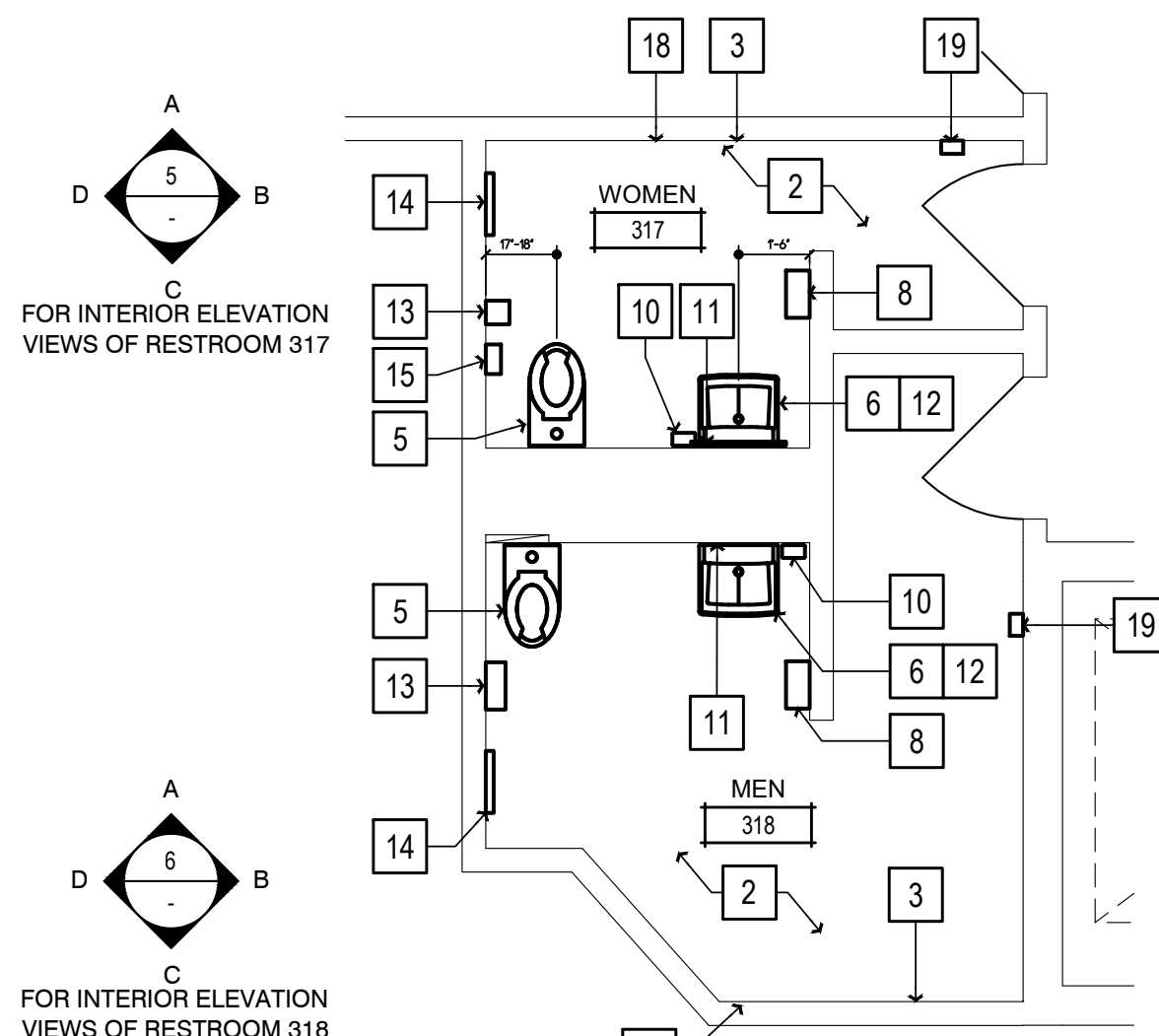
2 DEMOLITION R.C.P.
SCALE: 1/4" = 1'-0"



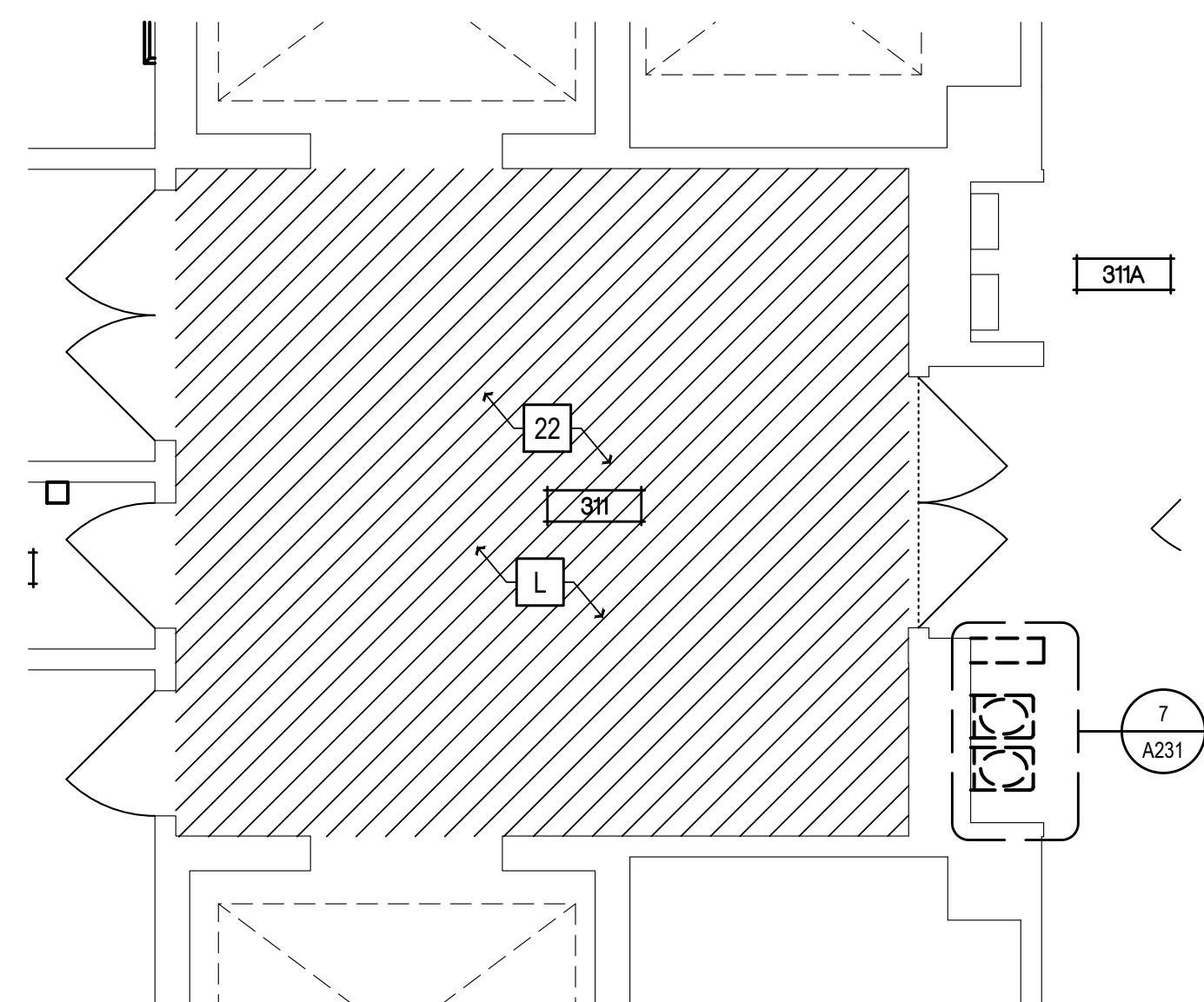
1 DEMOLITION PLAN
SCALE: 1/4" = 1'-0"



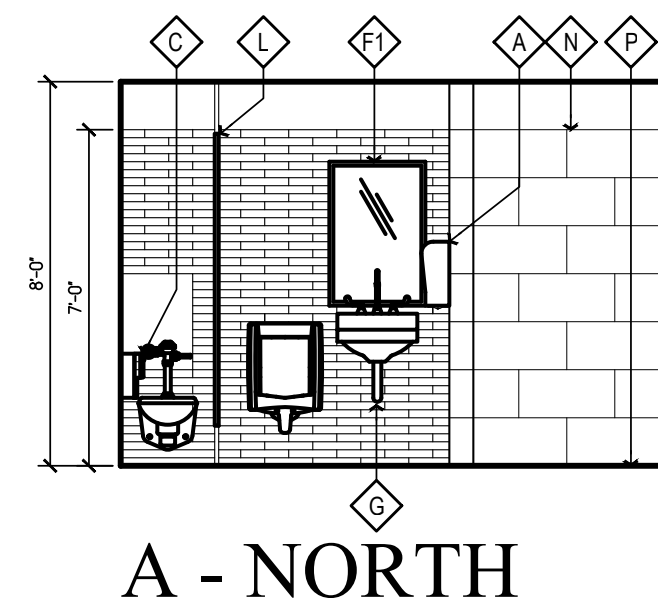
4 REFLECTED CEILING PLAN
SCALE: 1/4" = 1'-0"



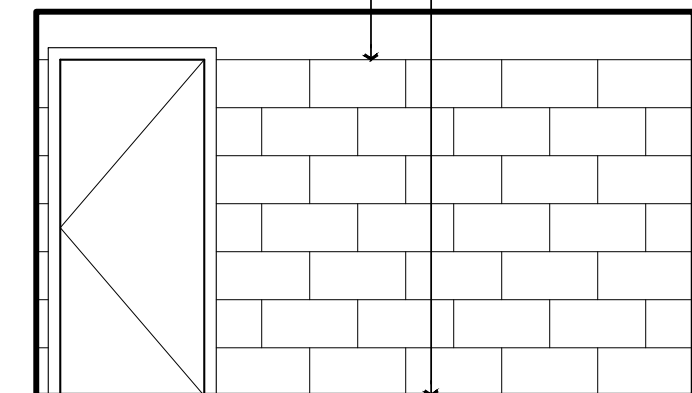
3 FLOOR PLAN
SCALE: 1/4" = 1'-0"



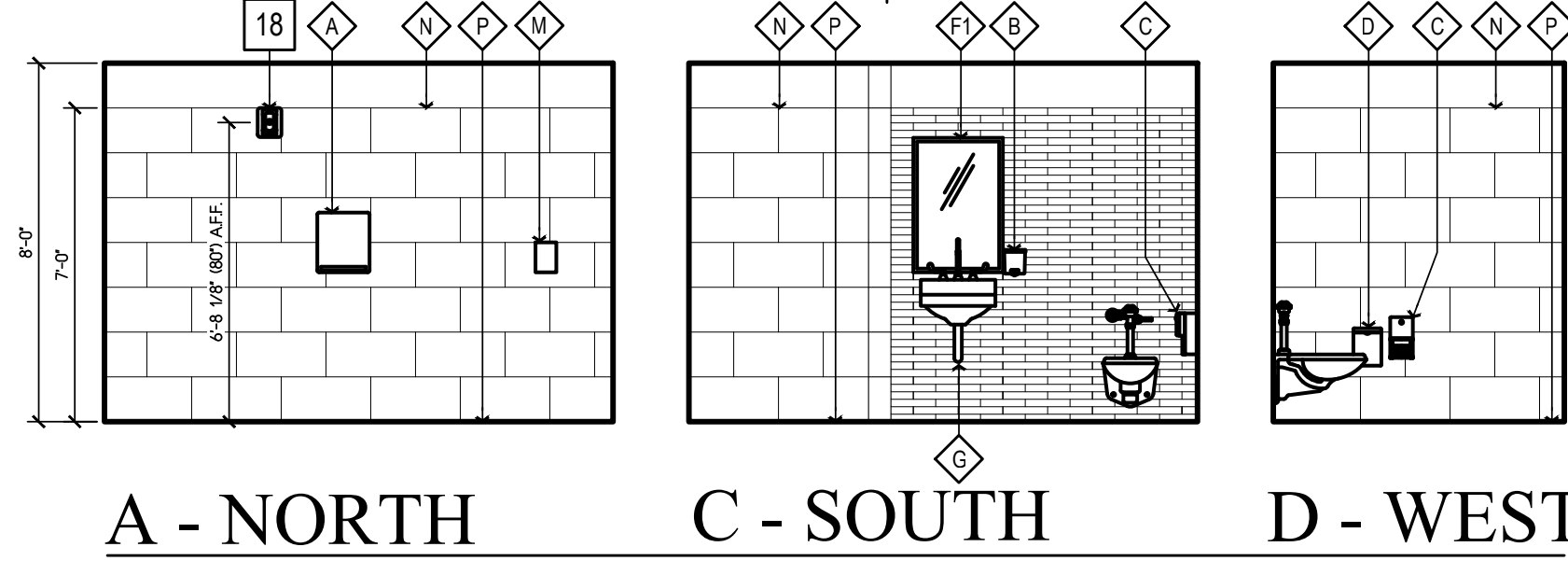
7 ELEVATOR LOBBY RM. #311 - PLAN
SCALE: 1/4" = 1'-0"



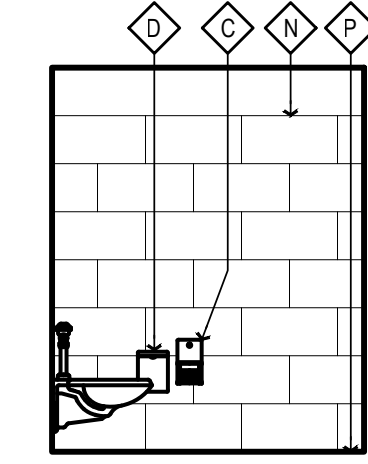
5 UNISEX RESTROOM 317 ELEVATIONS
SCALE: 1/4" = 1'-0"



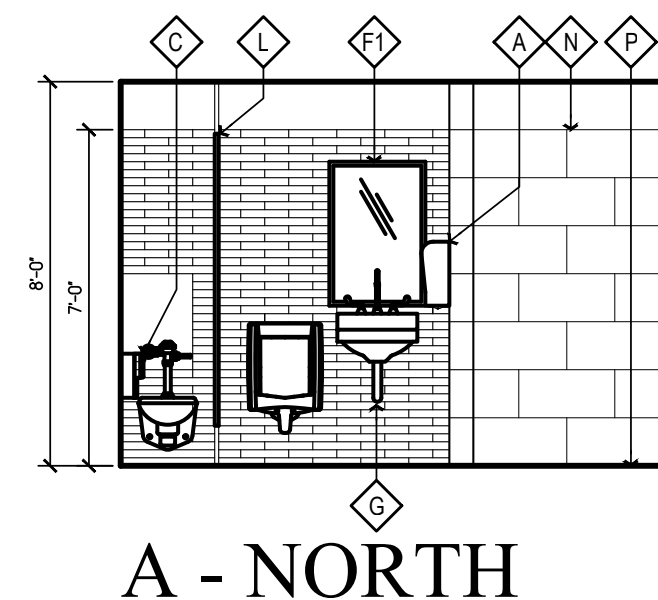
6 MEN'S RESTROOM 318 ELEVATIONS
SCALE: 1/4" = 1'-0"



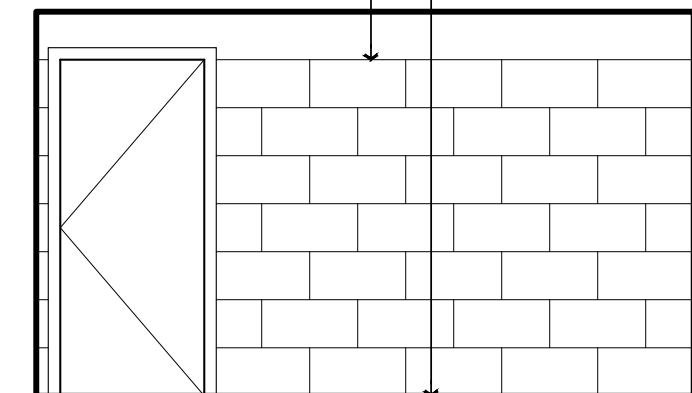
A - NORTH C - SOUTH D - WEST



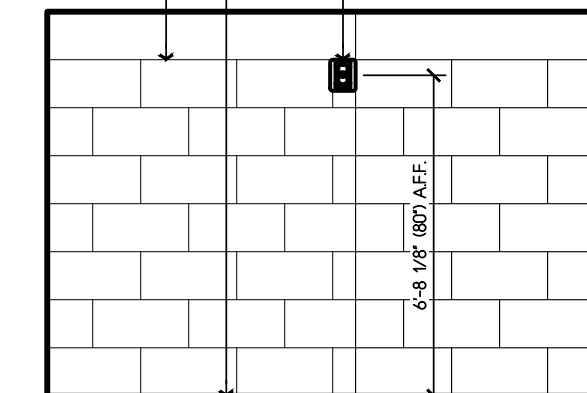
A - NORTH C - SOUTH D - WEST



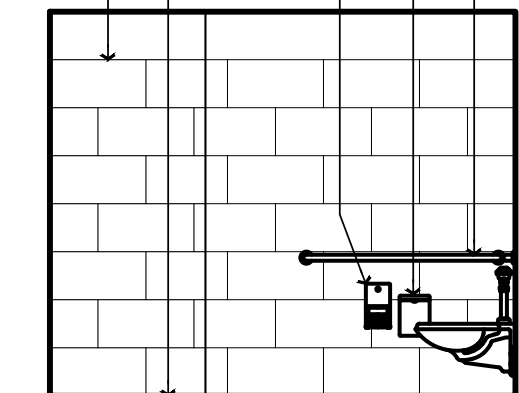
A - NORTH



B - EAST



C - SOUTH



D - WEST

NEW WORK SHEET NOTES

(ALL ITEMS ARE NEW UNLESS NOTED (E) OR EXISTING)

TIER 3 WORK

REMOVE (E) PLUMBING FIXTURES, ASSOCIATED ACCESSORIES, AND (E) RESTROOM FINISHES. PROVIDE (N) FINISHES, AND REMOUNT PLUMBING FIXTURES AND ACCESSORIES BACK TO (E) LOCATIONS

1A (N) 4' LED LIGHT FIXTURE, SEE SCHEDULE ON SHT. A140

1B (N) 2' LED LIGHT FIXTURE, SEE SCHEDULE ON SHT. A140

2 TILE FLOORING, SEE FINISH SCHEDULE ON SHT. A140.

3 WALL TILE, SEE FINISH SCHEDULE ON SHT. A140.

4 TOILET PARTITIONS, SEE FINISH SCHEDULE ON SHT. A140.

5 WALL MOUNTED FLUSH VALVE TOILET, SEE PLUMBING SCHEDULE ON SHT. A140

6 WALL MOUNTED LAVATORY, SEE PLUMBING SCHEDULE ON SHT. A140

7 WALL MOUNTED ACCESSIBLE URINAL, SEE PLUMBING SCHEDULE ON SHT. A140

8 REINSTALL WALL MOUNTED PAPER TOWEL DISPENSERS, COUNT TO VERIFY LOCATION

9 NOT USED

10 REINSTALL WALL MOUNTED SOAP DISPENSER

11 (N) MIRROR, SEE RESTROOM ACCESSORY SCHEDULE ON SHT. A140

12 REINSTALL LAVATORY PIPING PROTECTION PACKAGE

13 REINSTALL TOILET PAPER DISPENSER

14 REINSTALL TOILET SEAT COVER DISPENSER

15 REINSTALL SANITARY NAPKIN DISPENSER

16 NOT USED

17 NOT USED

18 (N) HORN & STROBE WARNING DEVICE @ +80' A.F.F., TIE INTO (E) FIRE ALARM SYSTEM

19 REINSTALL WALL MOUNTED HAND SANITIZER, LOCATION TO BE VERIFIED BY COUNTY

20 PAINT AND REINSTALL HVAC GRILLES

21 REPAIR CLNG. AS REOD., PAINT PER FINISH SCHEDULE ON SHT. A140

22 GRIND (E) CONCRETE SUBFLOOR AS REOD., & BACK FILL W/ SELF LEVELING MASTIC TO ACHIEVE LESS THAN 2% SLOPES IN ALL DIRECTIONS TYPICAL. PROVIDE (N) FLOORING, MATCH (E) ADJACENT MATERIALS TYP.

23 (N) LED CAN LIGHT, SEE ELECTRICAL FIXTURE SCHEDULE ON SHT. A142

DEMOLITION SHEET NOTES

(ALL ITEMS ARE EXISTING UNLESS NOTED (N) OR NEW)

A REMOVE (E) TOILET PARTITIONS AS SHOWN

B REMOVE (E) TOILET & RESTROOM ACCESSORIES, RETAIN LAVATORY PIPING PROTECTION PACKAGES AND PAPER TOWEL DISPENSERS FOR REINSTALLATION, RETURN ALL OTHER ACCESSORIES TO THE COUNTY FOR RE-USE.

C REMOVE (E) PLUMBING FIXTURE AS SHOWN

D REMOVE (E) WALL FINISHES, PREP FOR (N) WALL FINISHES

E REMOVE (E) FLOORING, PREP SUBFLOOR FOR (N) FLOORING

F REMOVE (E) LIGHT FIXTURE, PREP J-BOX FOR (N) LIGHT FIXTURE

G REMOVE (E) HVAC REGISTER, CLEAN AND PREP FOR (N) PAINT

H (E) EXHAUST FAN TO REMAIN, REMOVE (E) FAN GRILLE FOR REPLACEMENT

J REMOVE (E) WALL MOUNTED HAND SANITIZER DISPENSER

K (E) FIRE SPRINKLER TO REMAIN

L REMOVE (E) FLOORING

GENERAL NOTES

- RECYCLE AND/OR SALVAGE FOR REUSE A MINIMUM OF 50% OF THE OF THE NON-HAZARDOUS CONSTRUCTION WASTE. UTILIZE A WASTE MANAGEMENT COMPANY THAT PROVIDES VERIFIABLE DOCUMENTATION OF THE PERCENTAGE OF CONSTRUCTION WASTE DIVERTED FROM THE LANDFILL.
- PATCH, REPAIR, PREPARE ALL SURFACES FOR FINISH MATERIALS WHERE DISTURBED BY ALTERATIONS, INCLUDING OPENINGS IN WALLS AND FLOORS FROM REMOVED PIPES AND FIXTURES.
- PAINT ALL WALLS AND CEILINGS TO MATCH (E) CONDITIONS. WHERE DISTURBED BY ALTERATION PROCESS.
- SEALED CONCRETE TO MATCH (E) CONDITIONS. REPAIR WHERE DISTURBED BY ALTERATION PROCESS.
- ADJUST FLOOR SLOPES TO DRAIN, LESS THAN 1.5% IN ALL DIRECTIONS.
- PAINT ALL (E) ACCESS HATCHES, MATCH CEILING COLOR PRIOR TO PAINTING, SMOOTH COAT AND SAND (E) WALLS TO REMOVE CRACKING AND OTHER IMPERFECTIONS.

WALL LEGEND

(ALL ITEMS ARE NEW UNLESS NOTED (E) OR EXISTING)

(E) ELEMENT TO REMAIN

(E) ELEMENT TO BE DEMOLISHED

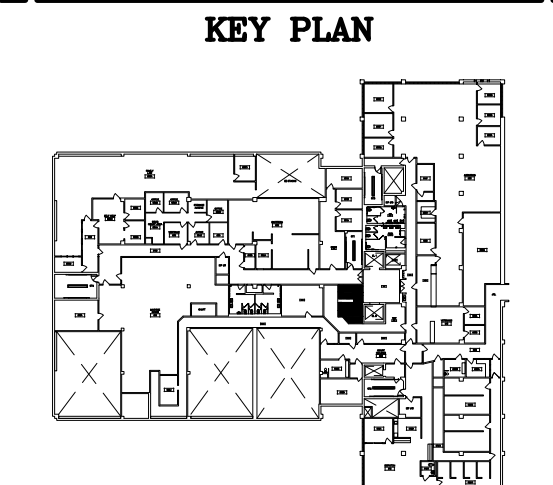
ELEMENT TO BE INSTALLED

Copyright © 2023

All ideas, designs, arrangements and plans indicated or represented by this drawing are created by and the property of NICHOLS MELBURG and ROSSETTO, and may be copied, reproduced, or developed for use or, and in conjunction with, the specified project. None of such ideas, designs, arrangements or plans shall be used by, or disclosed to any person, firm or corporation for any purpose whatsoever without the written permission of NICHOLS MELBURG and ROSSETTO.

NICHOLS MELBURG & ROSSETTO ARCHITECTS + ENGINEERS

300 KNOLLCREST DRIVE
REDDING, CA 96002
(530) 222-3300 (530) 222-3538 FAX
<http://www.nmrdesign.com>



LICENSE STAMPS

PROJECT NAME
ACCESSIBILITY IMPROVEMENTS

FOR
HUMBOLDT COUNTY COURTHOUSE

826 5TH STREET
EUREKA, CALIFORNIA

SHEET TITLE
3rd FLOOR
RESTROOM WORK
RMs #317 & #318

DRAWING STATUS
CONSTRUCTION DOCUMENTS

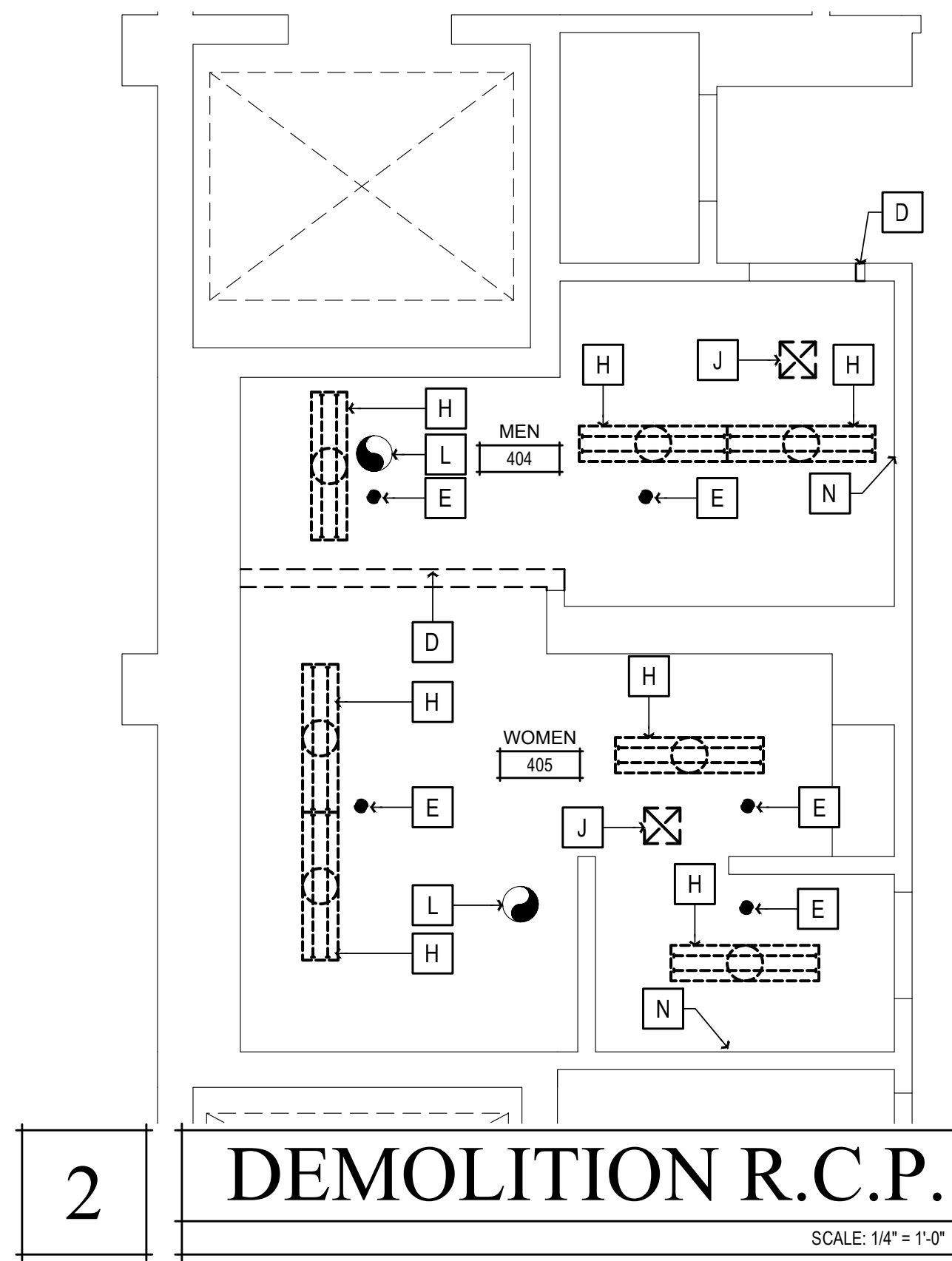
REVISIONS

Sym.	Description	By	Date

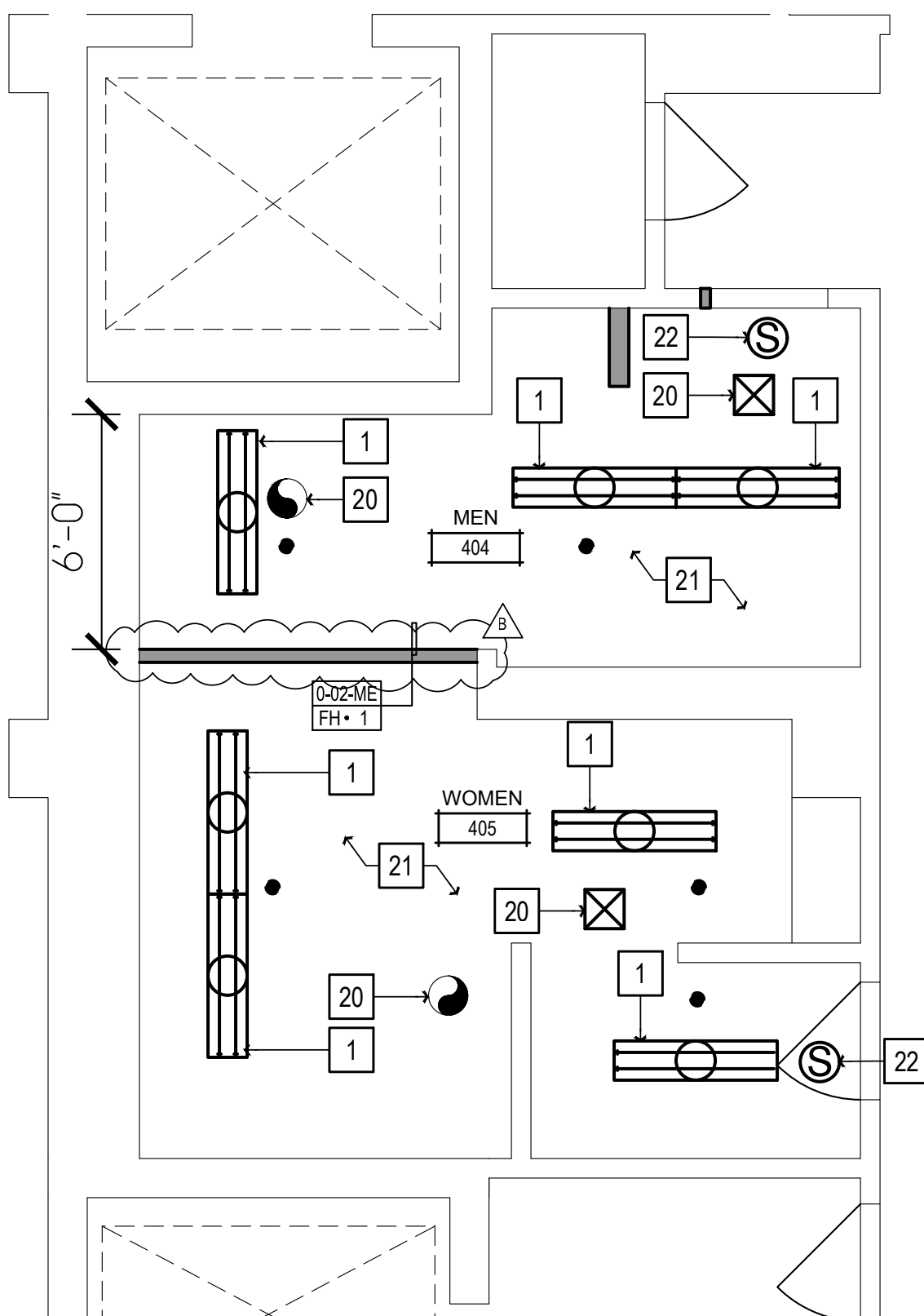
Drawn By	CD
Checked By	
Date Drawn	2/15/2023
Scale	AS NOTED
Job No.	17-6430

SHEET No.
A233

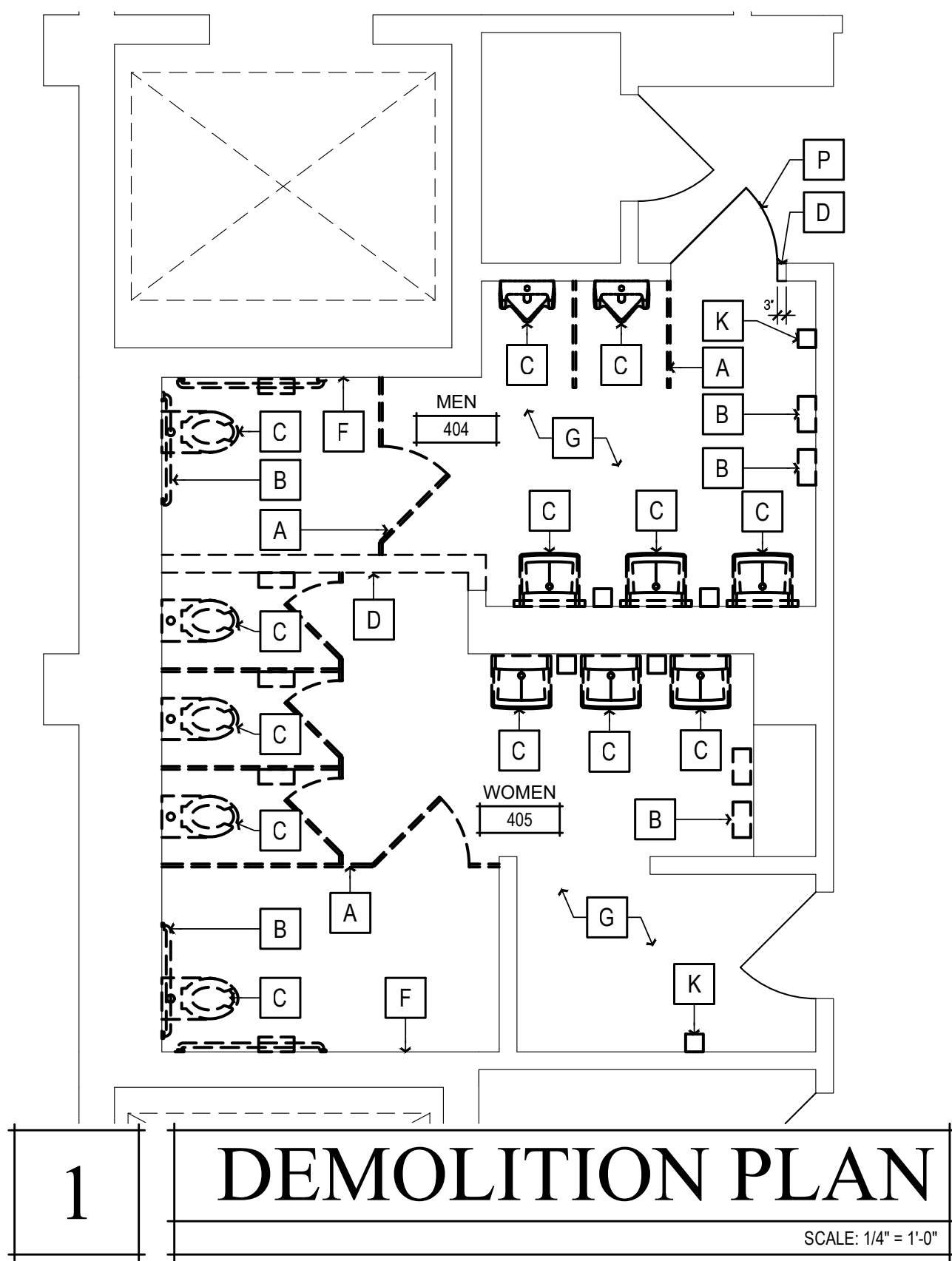
Logn Name: Dawn C
 Pct Date: March 06, 2023 - 11:11 pm
 File Name: \\NWHP003-RS20MFE\file\Projects\68503\68503\7\7-6430 Humboldt County ADA Compliance\09 Courtroom\Drawings\4\4_Ctl_Elrvg_4th floor.dwg
 PERS: \\PC\CL\181\BMO 1\XPC-CL\BMO 1\NEW



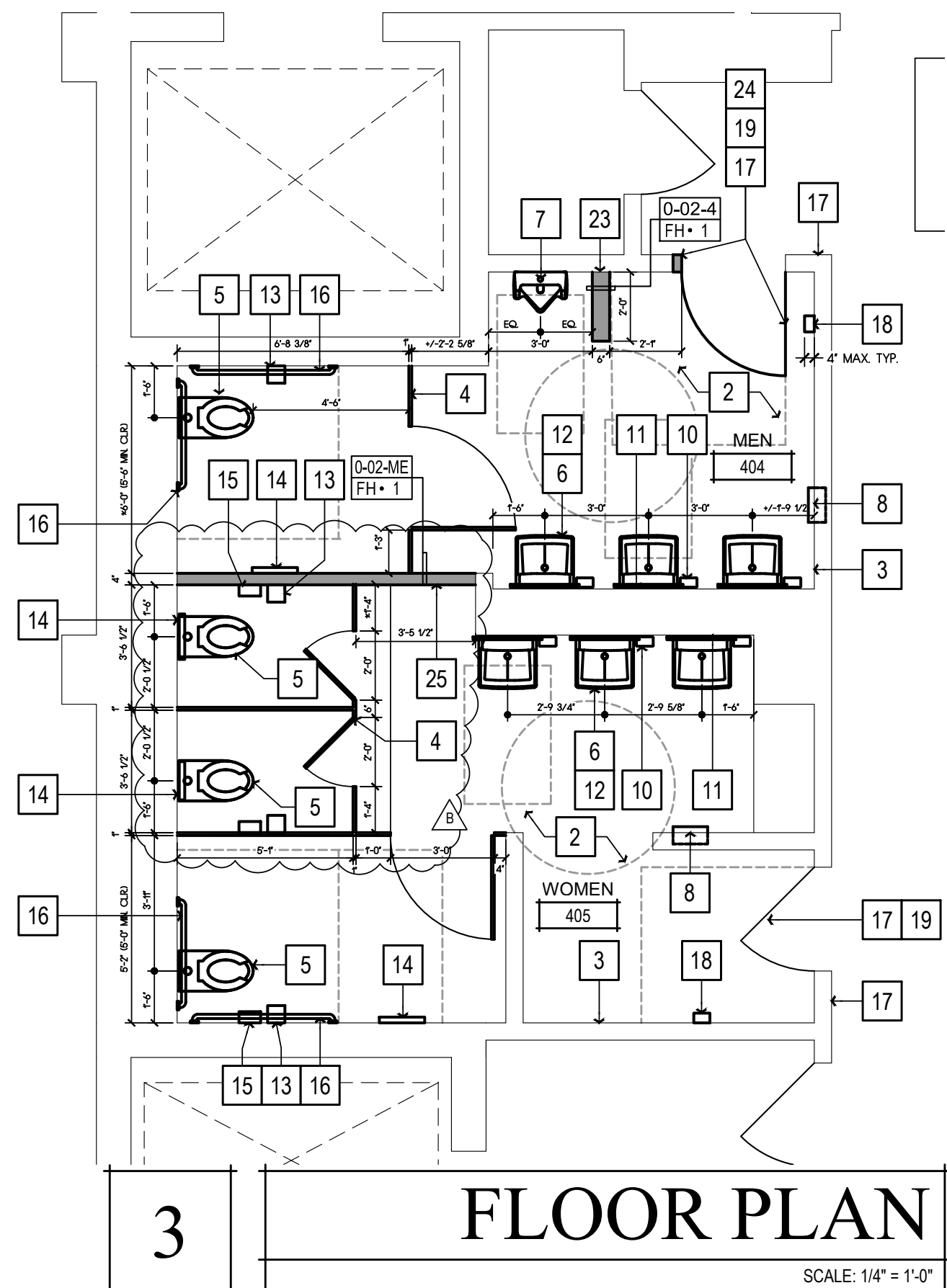
2 DEMOLITION R.C.P.
SCALE: 1/4" = 1'-0"



4 REFLECTED CEILING PLAN
SCALE: 1/4" = 1'-0"

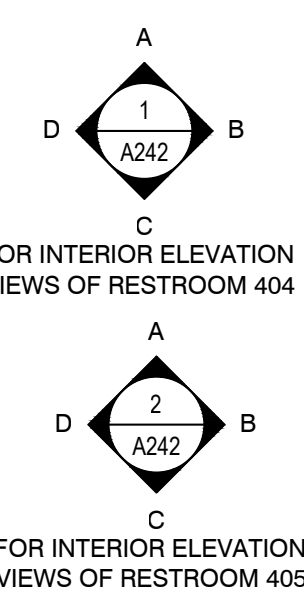


1 DEMOLITION PLAN
SCALE: 1/4" = 1'-0"



3 FLOOR PLAN
SCALE: 1/4" = 1'-0"

NEW WORK SHEET NOTES	DEMOLITION SHEET NOTES
(ALL ITEMS ARE NEW UNLESS NOTED (E) OR EXISTING)	(ALL ITEMS ARE EXISTING UNLESS NOTED (N) OR NEW)
TIER 1 WORK	A REMOVE (E) TOILET PARTITIONS AS SHOWN
REMOVE (E) PLUMBING FIXTURES AND ASSOCIATED ACCESSORIES. REMOUNT PLUMBING FIXTURES AND ACCESSORIES PER ACCESSIBILITY REQUIREMENTS ON SHT. A009. REPAIR (E) FINISHES AS REQ'D. MATCH (E) ADJACENT TYP.	B REMOVE (E) TOILET & RESTROOM ACCESSORIES. RETAIN GRAB BARS AND LAVATORY PIPING PROTECTION PACKAGES FOR REINSTALLATION. RETURN ALL OTHER ACCESSORIES TO THE COUNTY FOR RE-USE.
TIER 2 WORK	C REMOVE (E) PLUMBING FIXTURE AS SHOWN
REMOVE (E) PLUMBING FIXTURES, ASSOCIATED ACCESSORIES, AND (E) RESTROOM FINISHES. PROVIDE (N) FINISHES, AND REMOUNT PLUMBING FIXTURES AND ACCESSORIES PER ACCESSIBILITY REQUIREMENTS ON SHT. A009	D REMOVE SEGMENT OF (E) PARTITION WALL AS SHOWN. PREP FLOOR AND CEILING FOR FINISH REPAIRS AS REQ'D.
1 (N) 4' LED LIGHT FIXTURE. SEE SCHEDULE ON SHT. A140	E (E) FIRE SPRINKLER TO REMAIN
2 TILE FLOORING. SEE FINISH SCHEDULE ON SHT. A140.	F REMOVE (E) WALL FINISHES. PREP FOR (N) WALL FINISHES
3 WALL TILE. SEE FINISH SCHEDULE ON SHT. A140.	G REMOVE (E) FLOORING. PREP SUBFLOOR FOR (N) FLOORING
4 (N) TOILET PARTITIONS. SEE FINISH SCHEDULE ON SHT. A140.	H REMOVE (E) LIGHT FIXTURE. PREP J-BOX FOR (N) LIGHT FIXTURE
5 WALL MOUNTED FLUSH VALVE TOILET. SEE PLUMBING SCHEDULE ON SHT. A140	J REMOVE (E) HVAC REGISTER. CLEAN AND PREP FOR (N) PAINT
6 WALL MOUNTED LAVATORY. SEE PLUMBING SCHEDULE ON SHT. A140	K REMOVE (E) WALL MOUNTED HAND SANITIZER DISPENSER
7 PROVIDE WALL MOUNTED ACCESSIBLE URINAL. SEE PLUMBING SCHEDULE ON SHT. A140	L (E) EXHAUST FAN TO REMAIN. REMOVE (E) FAN GRILLE FOR REPLACEMENT
8 REINSTALL WALL MOUNTED PAPER TOWEL DISPENSERS. COUNTY TO VERIFY LOCATION. SEE DTL. 1/A901	M NOT USED
9 NOT USED	N VERIFY IN FIELD THAT CENTER OF (E) HORN & STROBE UNIT IS LOCATED 80" A.F.F.. RELOCATE IF REQ'D.
10 REINSTALL WALL MOUNTED SOAP DISPENSER	P REMOVE (E) DOOR. PREP FRAME TO REVERSE SWING
11 (N) LAVATORY MIRROR. SEE RESTROOM ACCESSORY SCHEDULE ON SHT. A140	
12 REINSTALL LAVATORY PIPING PROTECTION PACKAGE	
13 REINSTALL TOILET PAPER DISPENSER	
14 REINSTALL TOILET SEAT COVER DISPENSER	
15 REINSTALL SANITARY NAPKIN DISPENSER	
16 REINSTALL GRAB BARS	
17 ACCESSIBLE TACTILE SIGNAGE. SEE DTL. 7/A009	
18 REINSTALL WALL MOUNTED HAND SANITIZER. LOCATION TO BE VERIFIED BY COUNTY	
ADJUST DOOR CLOSER OPERATOR SO THAT THE FORCE REQUIRED TO ACTUATE THE DOOR DOES NOT EXCEED 5 LBS. (22 NEWTONS). ADJUST THE CLOSER OPERATOR SO THAT THE TIME REQUIRED FOR THE DOOR TO CLOSE FROM AN OPEN POSITION OF 90 DEGREES TO WITHIN 12 DEGREES OF THE LATCH IS 5 SECONDS MINIMUM.	
19	
20 PAINT AND REINSTALL HVAC GRILLES	
21 REPAIR CLNG. AS REQ'D.. PAINT PER FINISH SCHEDULE ON SHT. A140	
22 (N) SURFACE MOUNTED SMOKE DETECTOR. TIE IN TO (E) FIRE ALARM SYSTEM	
23 (N) FULL HT. PARTITION WALL	
24 (N) 30" DOOR OPENING	
25 PROVIDE SOUND ATTENUATING BATT INSULATION IN (N) PARTITION WALL	



GENERAL NOTES

- RECYCLE AND/OR SALVAGE FOR REUSE A MINIMUM OF 50% OF THE OF THE NON-HAZARDOUS CONSTRUCTION WASTE. UTILIZE A WASTE MANAGEMENT COMPANY THAT PROVIDES VERIFIABLE DOCUMENTATION OF THE PERCENTAGE OF CONSTRUCTION WASTE DIVERTED FROM THE LANDFILL.
- PATCH, REPAIR, PREPARE ALL SURFACES FOR FINISH MATERIALS WHERE DISTURBED BY ALTERATIONS, INCLUDING OPENINGS IN WALLS AND FLOORS FROM REMOVED PIPES AND FIXTURES.
- PAINT ALL WALLS AND CEILINGS TO MATCH (E) CONDITIONS.
- SEALED CONCRETE TO MATCH (E) CONDITIONS. REPAIR WHERE DISTURBED BY ALTERATION PROCESS.
- ADJUST FLOOR SLOPES TO DRAIN, LESS THAN 1.5% IN ALL DIRECTIONS.
- PAINT ALL (E) ACCESS HATCHES. MATCH CEILING COLOR
- PRIOR TO PAINTING, SMOOTH COAT AND SAND (E) WALLS TO REMOVE CRACKING AND OTHER IMPERFECTIONS.

WALL LEGEND

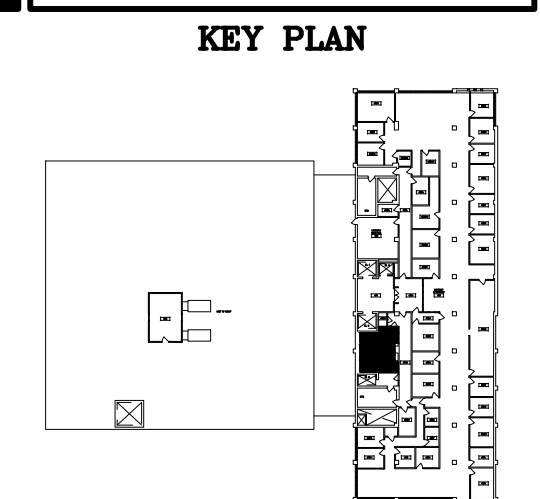
(ALL ITEMS ARE NEW UNLESS NOTED (E) OR EXISTING)

- (E) ELEMENT TO REMAIN
- (E) ELEMENT TO BE DEMOLISHED
- ELEMENT TO BE INSTALLED

Copyright © 2023

All ideas, designs, arrangements and plans indicated or represented by this drawing are asserted to be the property of NICHOLS MELBURG AND ROSSETTO, INC. and may be created, copied and developed for use or, and in connection with, the specified project. None of such ideas, designs, arrangements or plans shall be used by, or disclosed to any person, firm or corporation for any purpose whatsoever without the written permission of NICHOLS MELBURG AND ROSSETTO.

NICHOLS MELBURG ROSSETTO ARCHITECTS + ENGINEERS
 300 KNOLLCREST DRIVE
 REDDING, CA 96002
 (530) 222-3300 (530) 222-3538 FAX
 http://www.nmrdesign.com



LICENSE STAMPS

PROJECT NAME
ACCESSIBILITY IMPROVEMENTS
 FOR
HUMBOLDT COUNTY COURTHOUSE
 825 5TH STREET
 EUREKA, CALIFORNIA

SHEET TITLE
 4th FLOOR
 RESTROOM WORK
 RMs #404 & #405

DRAWING STATUS
 CONSTRUCTION DOCUMENTS

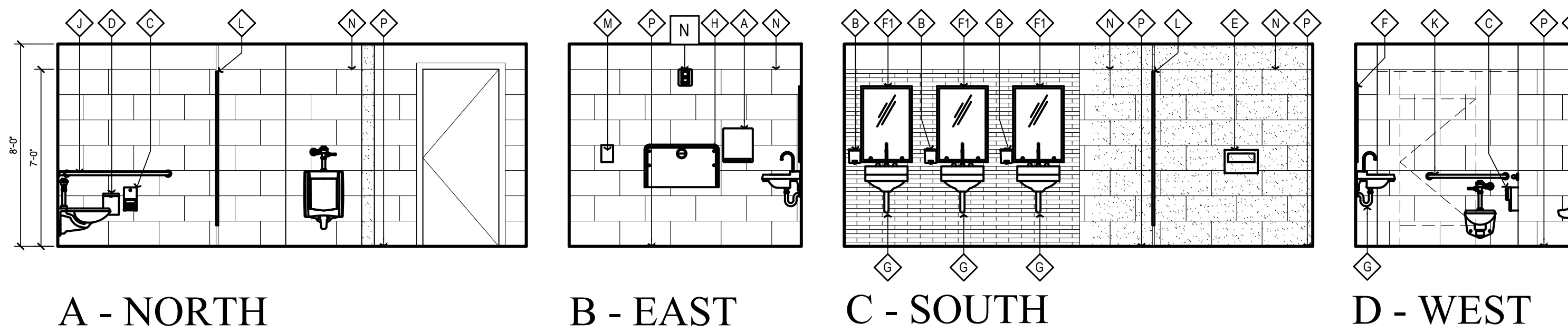
REVISIONS

Sym.	Description	By	Date
△	BACK CHECK #2	TAJ	1/30/23

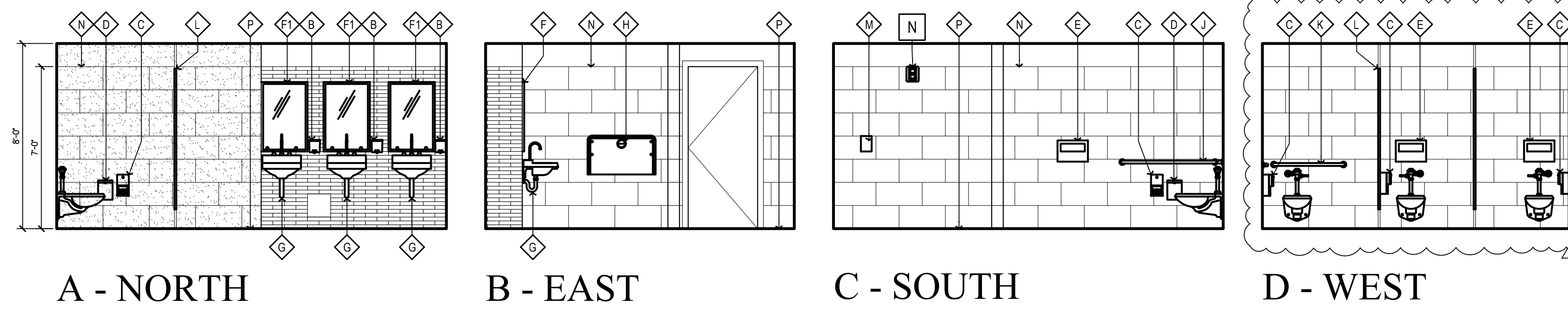
Drawn By	CD
Checked By	
Date Drawn	2/15/2023
Scale	AS NOTED
Job No.	17-6430

SHEET No.
A241

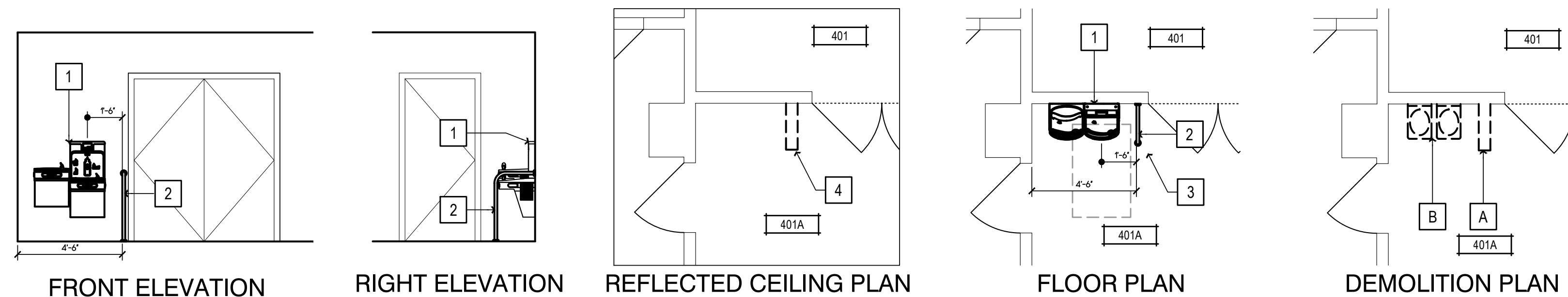
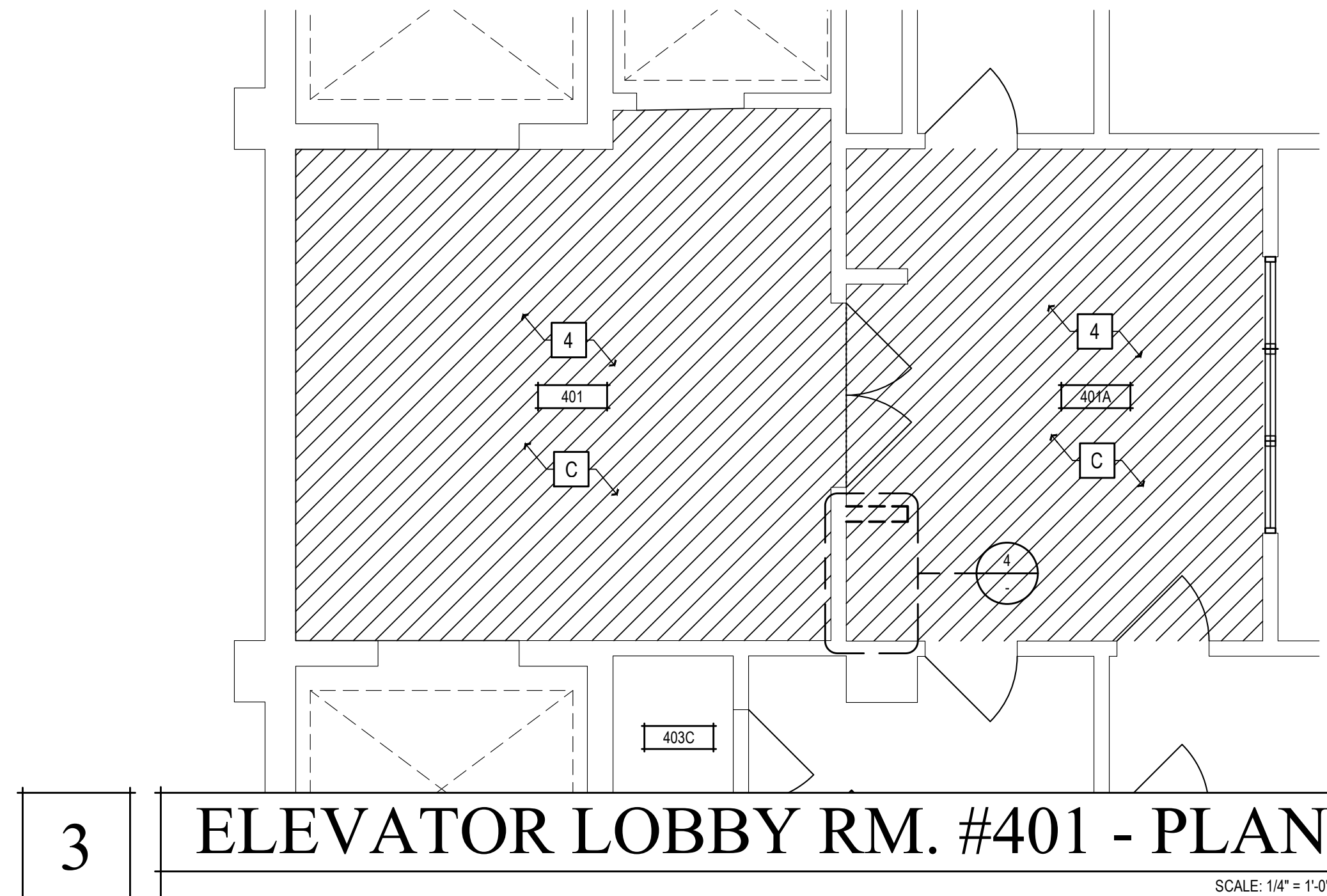
Log# Name: Dawn C
 Plt. Date: March 06, 2023 - 10:41 PM
 File Name: \\NHP003-RS20M\FR\Projects\003\04\03\07\17-6430 Humboldt County ADA Compliance\09 Courthouse\Drawings\FC CH_Elev_4th floor.dwg
 PERS: V:\PC\CL\17-6430 V:\PC\CL\17-6430



1 MEN'S RESTROOM 404 ELEVATIONS
SCALE: 1/4" = 1'-0"



2 WOMEN'S RESTROOM 405 ELEVATIONS
SCALE: 1/4" = 1'-0"



4 HALL #311A - DRINKING FOUNTAIN - DEMO, FLOOR PLAN, & ELEVATIONS
SCALE: 1/4" = 1'-0"

DEMOLITION SHEET NOTES
 ALL ITEMS ARE EXISTING UNLESS NOTED (N) OR NEW
 A REMOVE (E) PARTITION WALL AS SHOWN. PREP FLOOR AND CLNG. AS REQ'D FOR FINISH REPAIRS
 B REMOVE (E) DRINKING FOUNTAIN, PREP WALL FOR (N) HI-LO DRINKING FOUNTAIN
 C REMOVE (E) FLOORING.

NEW WORK SHEET NOTES
 ALL ITEMS ARE NEW UNLESS NOTED (E) OR EXISTING
TIER 1 WORK
 REMOVE (E) PLUMBING FIXTURES AND ASSOCIATED ACCESSORIES, REMOUNT PLUMBING FIXTURES AND ACCESSORIES PER ACCESSIBILITY REQUIREMENTS ON SHT. A009
TIER 2 WORK
 REMOVE (E) PLUMBING FIXTURES, ASSOCIATED ACCESSORIES, AND (E) RESTROOM FINISHES. PROVIDE (N) FINISHES, AND REMOUNT PLUMBING FIXTURES AND ACCESSORIES PER ACCESSIBILITY REQUIREMENTS ON SHT. A009
 1 (N) HI-LO DRINKING FOUNTAIN W/ BOTTLE FILLER, ELKAY MODEL #L2STLWSSP. SEE ACCESSIBILITY DETAILS ON SHT. A009
 2 REPAIR CLNG. AS REQ'D., PAINT PER FINISH SCHEDULE ON SHT. A140
 3 REPAIR CLNG. AS REQ'D., PAINT PER FINISH SCHEDULE ON SHT. A140
 4 GRIND (E) CONCRETE AS REQ'D. & BACK FILL W/ SELF LEVELING MASTIC TO ACHIEVE LESS THAN 2% SLOPES IN ALL DIRECTIONS TYPICAL. PROVIDE (N) FLOORING, MATCH (E) ADJACENT MATERIALS TYP.

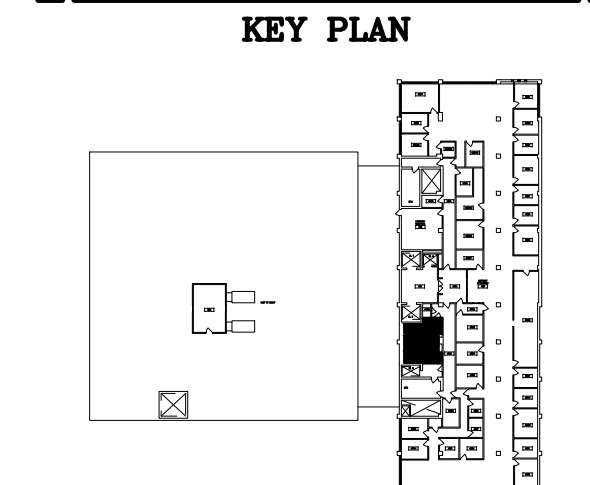
GENERAL NOTES

- RECYCLE AND/OR SALVAGE FOR REUSE A MINIMUM OF 50% OF THE OF THE NON-HAZARDOUS CONSTRUCTION WASTE. UTILIZE A WASTE MANAGEMENT COMPANY THAT PROVIDES VERIFIABLE DOCUMENTATION OF THE PERCENTAGE OF CONSTRUCTION WASTE DIVERTED FROM THE LANDFILL.
- PATCH, REPAIR, PREPARE ALL SURFACES FOR FINISH MATERIALS WHERE DISTURBED BY ALTERATIONS, INCLUDING OPENINGS IN WALLS AND FLOORS FROM REMOVED PIPES AND FIXTURES.
- PAINT ALL WALLS AND CEILINGS TO MATCH (E) CONDITIONS.
- SEALED CONCRETE TO MATCH (E) CONDITIONS. REPAIR WHERE DISTURBED BY ALTERATION PROCESS.
- ADJUST FLOOR SLOPES TO DRAIN, LESS THAN 1.5% IN ALL DIRECTIONS.
- PAINT ALL (E) ACCESS HATCHES, MATCH CEILING COLOR
- PRIOR TO PAINTING, SMOOTH COAT AND SAND (E) WALLS TO REMOVE CRACKING AND OTHER IMPERFECTIONS.

WALL LEGEND
 ALL ITEMS ARE NEW UNLESS NOTED (E) OR EXISTING
 (E) ELEMENT TO REMAIN
 (E) ELEMENT TO BE DEMOLISHED
 ELEMENT TO BE INSTALLED

Copyright © 2023
 All ideas, designs, arrangements and plans indicated or represented by the drawings are created by and the property of NICHOLS MELBURG ROSSETTO ARCHITECTS + ENGINEERS. No part of these drawings, arrangements or plans shall be used by, or disclosed to any person, firm or corporation for any purpose whatsoever without the written permission of NICHOLS MELBURG ROSSETTO.

NICHOLS MELBURG ROSSETTO ARCHITECTS + ENGINEERS
 300 KNOLLCREST DRIVE
 REDDING, CA 96002
 (530) 222-3300 (530) 222-3538 FAX
<http://www.nmrdesign.com>



LICENSE STAMPS

PROJECT NAME
ACCESSIBILITY IMPROVEMENTS
 FOR
HUMBOLDT COUNTY COURTHOUSE
 825 5TH STREET
 EUREKA, CALIFORNIA

SHEET TITLE
 4th FLOOR
 RESTROOM ELEVATIONS
 RMs #404 & #405

DRAWING STATUS
 CONSTRUCTION DOCUMENTS

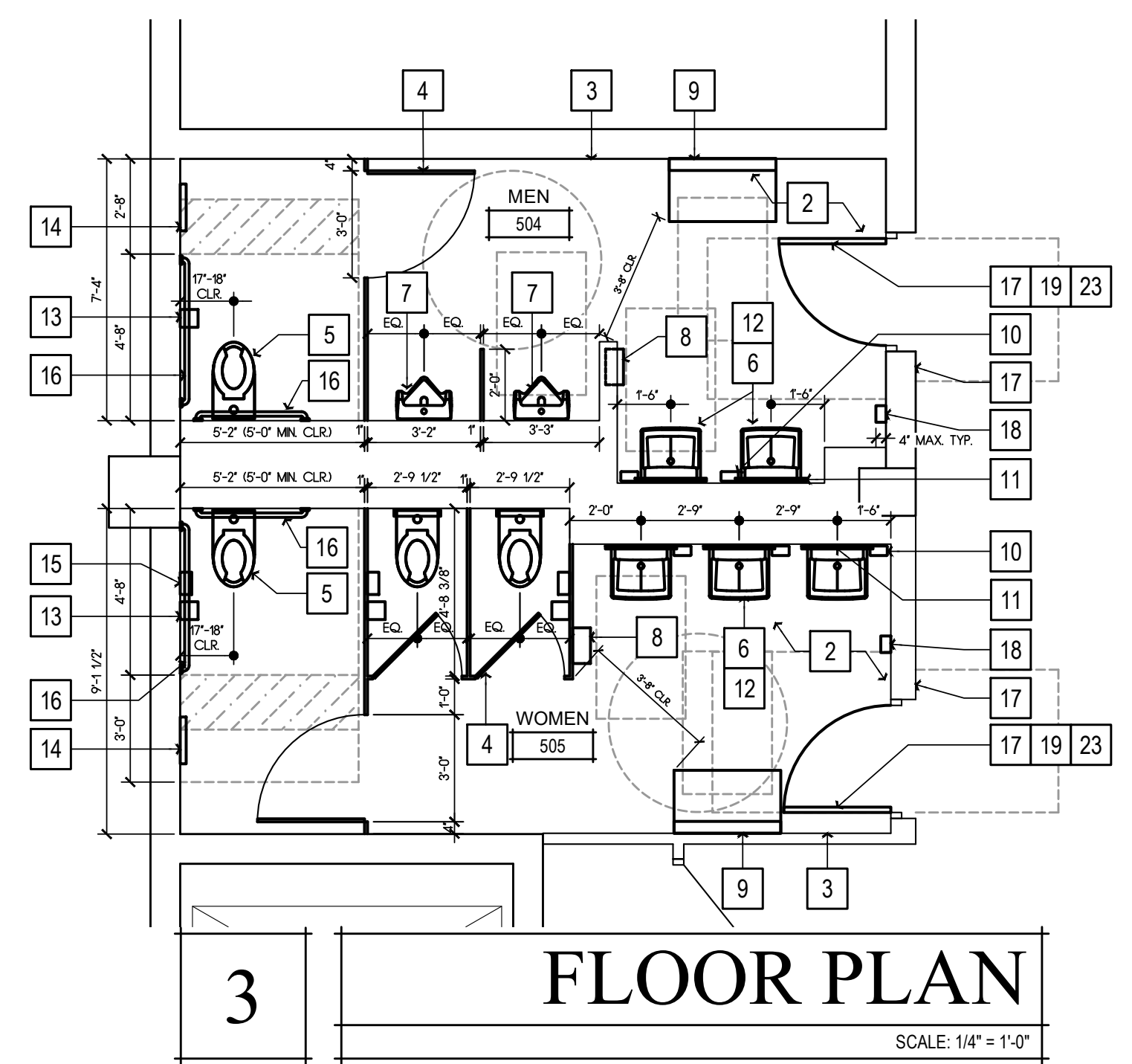
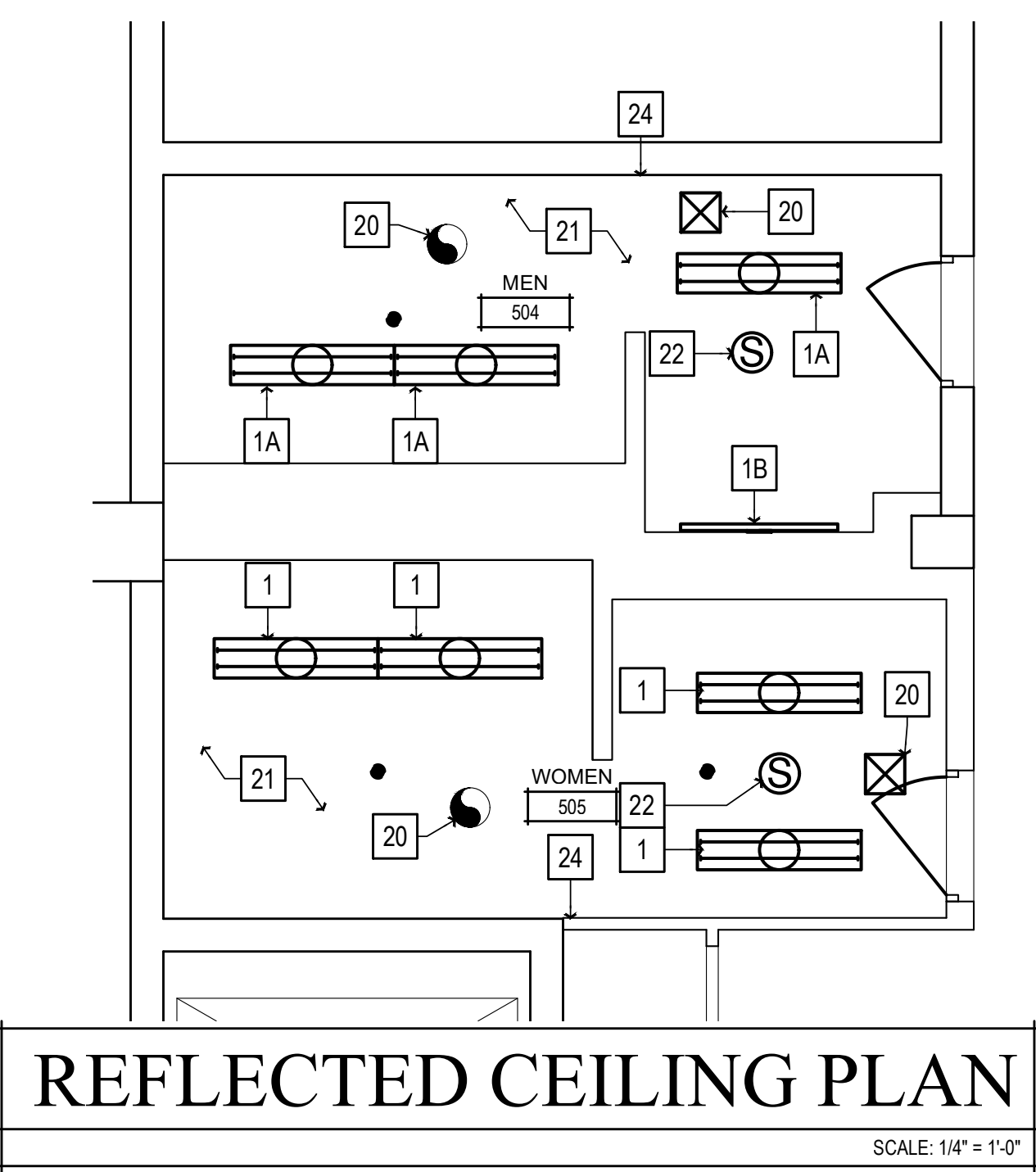
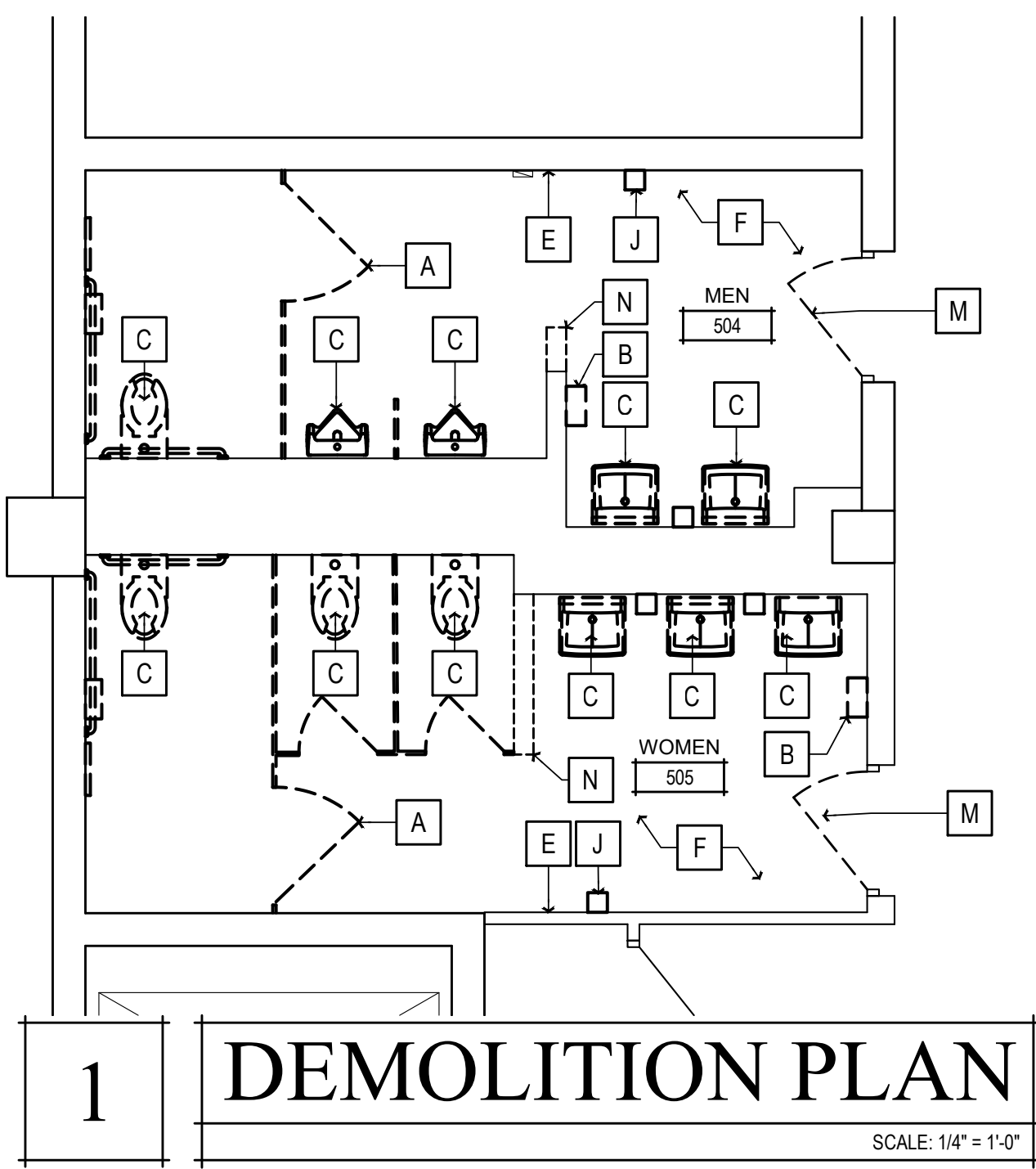
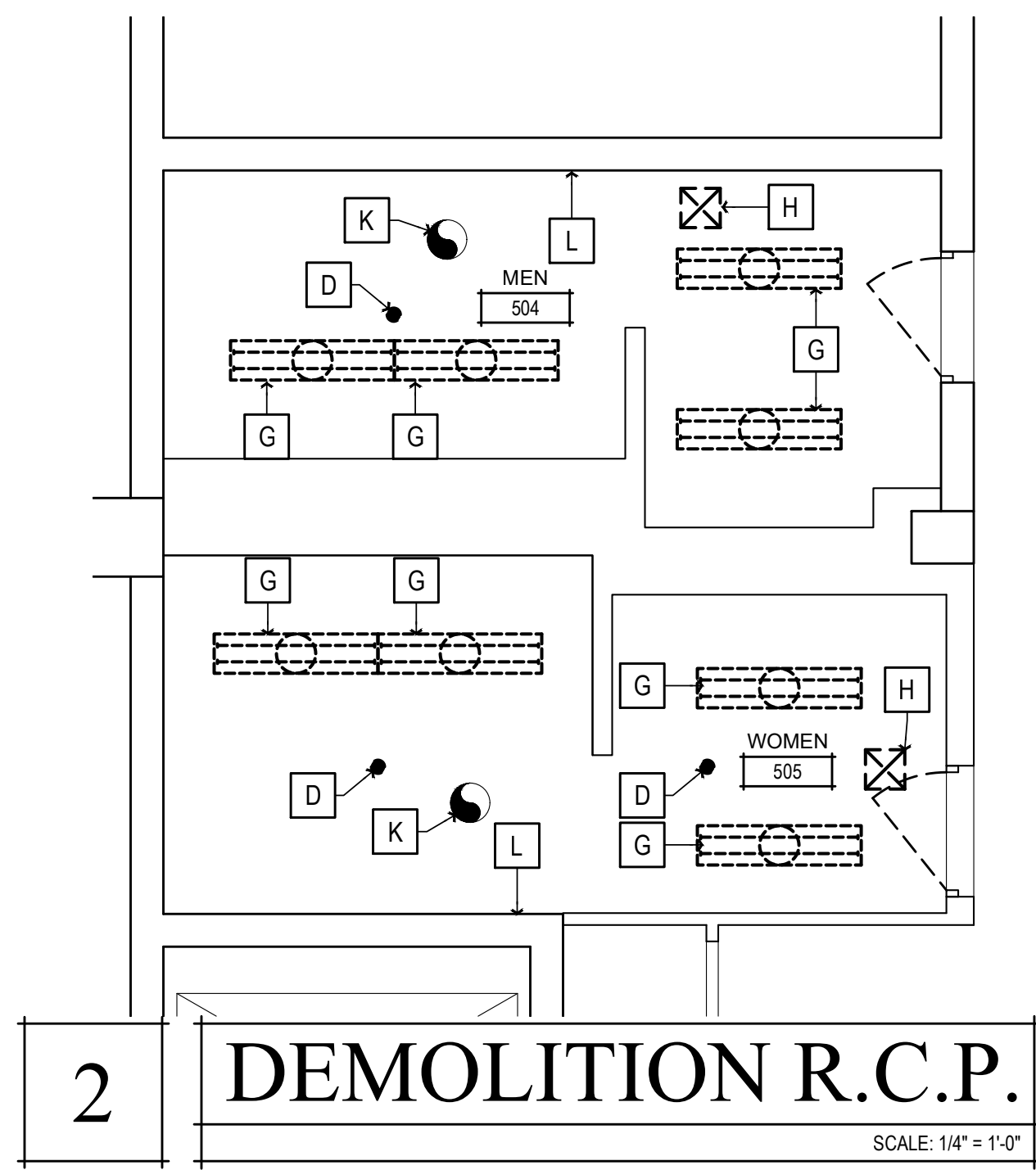
REVISIONS

Sym.	Description	By	Date
△	BACK CHECK #2	TAJ	1/30/23

Drawn By	CD
Checked By	
Date Drawn	2/15/2023
Scale	AS NOTED
Job No.	17-6430

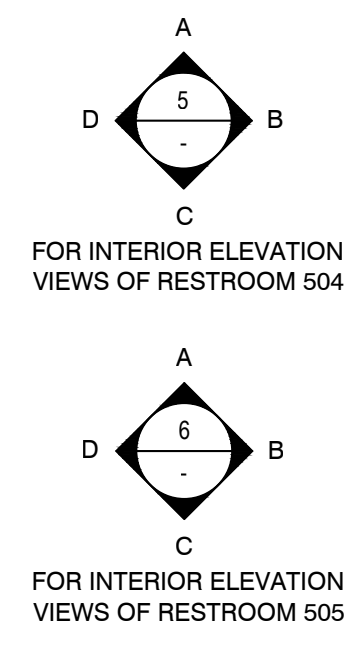
SHEET No.
A242

Log# Name: Dawn C
 Plot Date: March 06, 2023 - 1:16 pm
 File Name: \\NORP003\SSM\Projects\60306\03\07\17-6430 Humboldt County ADA Compliance\09 Courthouse\Drawings\FC CH_Eleng 5th floor.dwg
 PERS: VFC-CL-1B / DBAO / VFC-CH-08-10-17-NEW

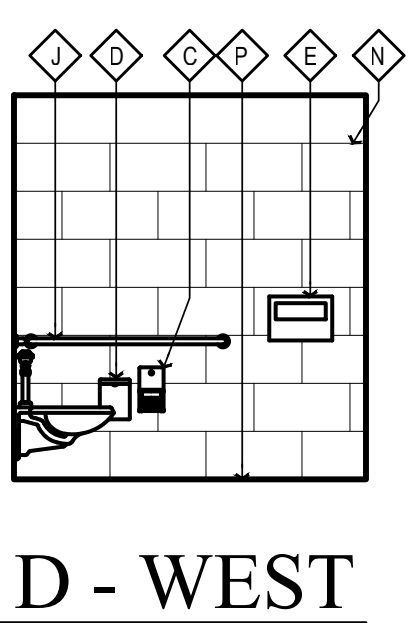
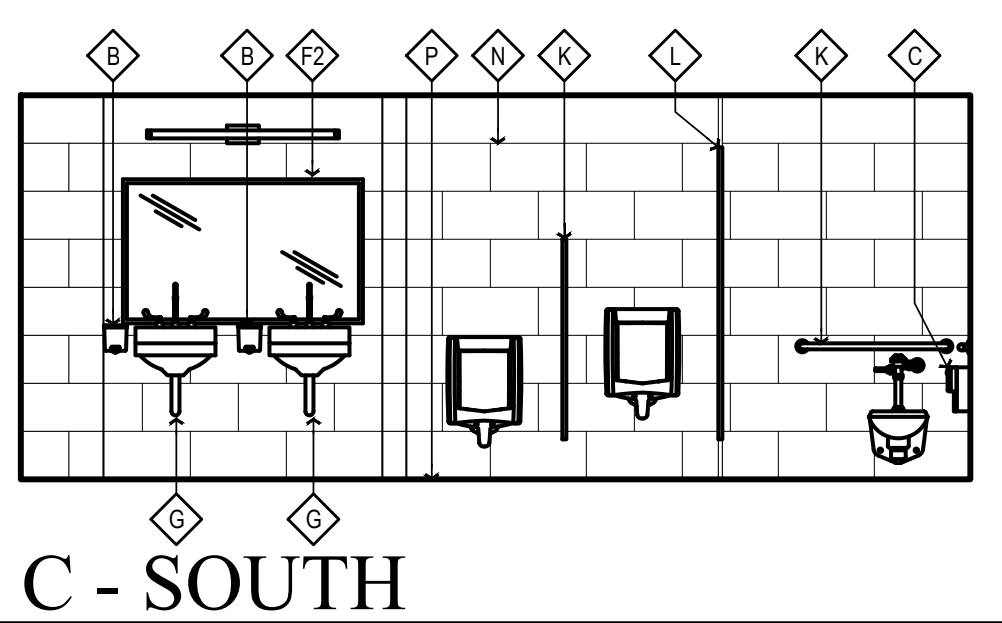
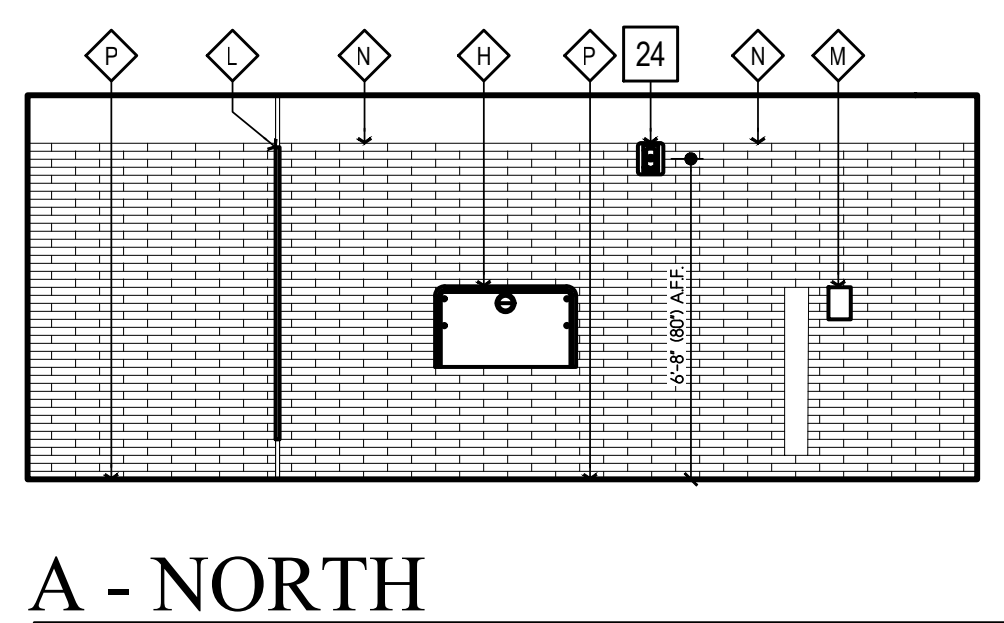
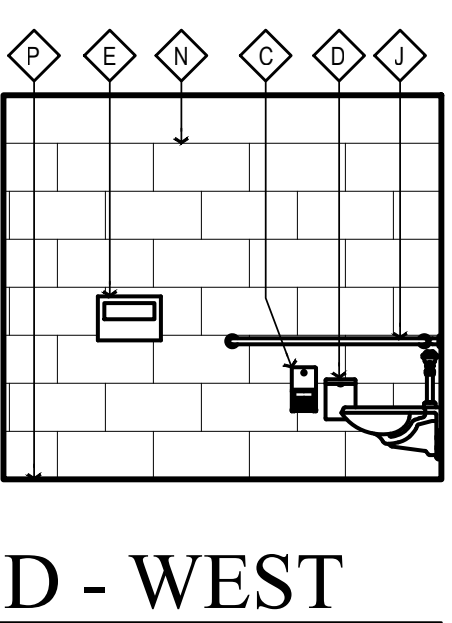
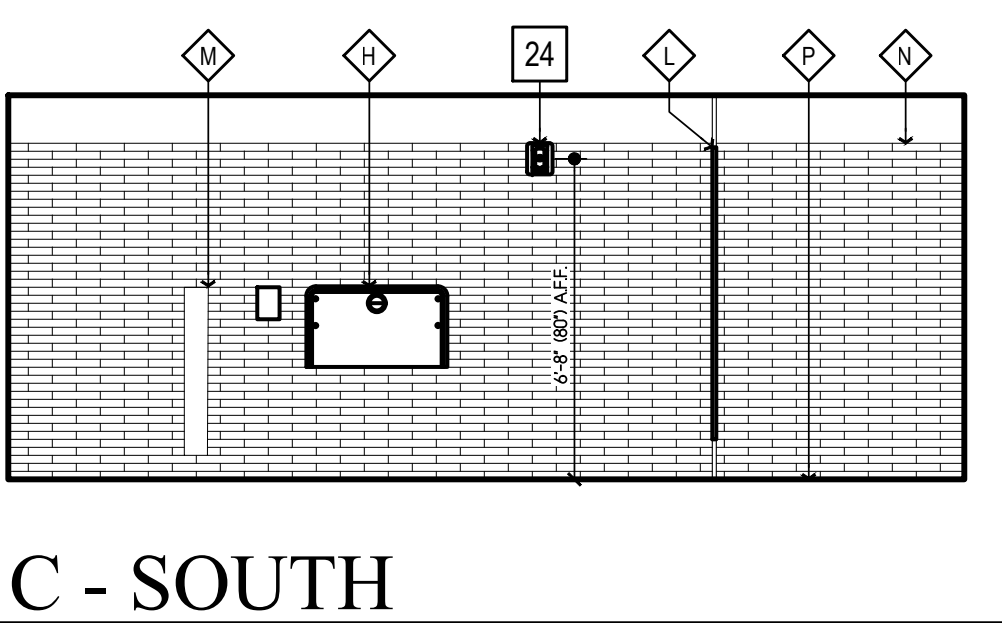



- ### NEW WORK SHEET NOTES
- (ALL ITEMS ARE NEW UNLESS NOTED (E) OR EXISTING)
- TIER 1 WORK**
- REMOVE (E) PLUMBING FIXTURES AND ASSOCIATED ACCESSORIES. REMOUNT PLUMBING FIXTURES AND ACCESSORIES PER ACCESSIBILITY REQUIREMENTS ON SHT. A009. REPAIR (E) FINISHES AS REQ'D. MATCH (E) ADJACENT TYP.
- TIER 2 WORK**
- REMOVE (E) PLUMBING FIXTURES, ASSOCIATED ACCESSORIES, AND (E) RESTROOM FINISHES. PROVIDE (N) FINISHES, AND REMOUNT PLUMBING FIXTURES AND ACCESSORIES PER ACCESSIBILITY REQUIREMENTS ON SHT. A009
- 1A (N) 4" LED LIGHT FIXTURE. SEE SCHEDULE OF SHT. A140
 - 1B (N) VANITY LIGHT FIXTURE. SEE SCHEDULE ON SHT. A140
 - 2 TILE FLOORING. SEE FINISH SCHEDULE ON SHT. A140.
 - 3 WALL TILE. SEE FINISH SCHEDULE ON SHT. A140.
 - 4 (N) TOILET PARTITIONS. SEE FINISH SCHEDULE ON SHT. A140.
 - 5 WALL MOUNTED FLUSH VALVE TOILET. SEE PLUMBING SCHEDULE ON SHT. A140
 - 6 WALL MOUNTED LAVATORY. SEE SEE PLUMBING SCHEDULE ON SHT. A140
 - 7 PROVIDE WALL MOUNTED ACCESSIBLE URINAL. SEE PLUMBING SCHEDULE ON SHT. A140
 - 8 REINSTALL WALL MOUNTED PAPER TOWEL DISPENSERS. COUNTY TO VERIFY LOCATION. SEE DTL. 1/A901
 - 9 (N) WALL MOUNTED BABY CHANGING STATION. SEE RESTROOM ACCESSORY SCHEDULE ON SHT. A140
 - 10 REINSTALL WALL MOUNTED SOAP DISPENSER
 - 11 (N) LAVATORY MIRROR. SEE RESTROOM ACCESSORY SCHEDULE ON SHT. A140
 - 12 REINSTALL LAVATORY PIPING PROTECTION PACKAGE
 - 13 REINSTALL TOILET PAPER DISPENSER
 - 14 REINSTALL TOILET SEAT COVER DISPENSER
 - 15 REINSTALL SANITARY NAPKIN DISPENSER
 - 16 REINSTALL GRAB BARS
 - 17 ACCESSIBLE TACTILE SIGNAGE. SEE DTL. 7/A009
 - 18 REINSTALL WALL MOUNTED HAND SANITIZER. LOCATION TO BE VERIFIED BY COUNTY
 - 19 (N) DOOR & DOOR CLOSER. MATCH (E) DOOR SIZE. ADJUST DOOR CLOSER OPERATOR SO THAT THE FORCE REQUIRED TO ACTUATE THE DOOR DOES NOT EXCEED 5 LBS. (22 NEWTONS). ADJUST THE CLOSER OPERATOR SO THAT THE TIME REQUIRED FOR THE DOOR TO CLOSE FROM AN OPEN POSITION OF 90 DEGREES TO WITHIN 12 DEGREES OF THE LATCH IS 5 SECONDS MINIMUM.
 - 20 PAINT AND REINSTALL HVAC GRILLES
 - 21 REPAIR CLNG. AS REQ'D., PAINT PER FINISH SCHEDULE ON SHT. A140
 - 22 (N) CLNG. MOUNTED SMOKE DETECTOR. TIE IN TO (E) FIRE ALARM SYSTEM
 - 23 (N) DOOR AND FRAME. MATCH (E) DOOR SIZE
 - 24 (N) HORN & STROBE WARNING DEVICE. MOUNT 1' OF FIXTURE @ +80" A.F.F. TYP., TIE IN TO (E) FIRE ALARM SYSTEM

- ### DEMOLITION SHEET NOTES
- (ALL ITEMS ARE EXISTING UNLESS NOTED (N) OR NEW)
- A REMOVE (E) TOILET PARTITIONS AS SHOWN
 - B REMOVE (E) TOILET & RESTROOM ACCESSORIES. RETAIN GRAB BARS AND LAVATORY PIPING PROTECTION PACKAGES FOR REINSTALLATION. RETURN ALL OTHER ACCESSORIES TO THE COUNTY FOR RE-USE.
 - C REMOVE (E) PLUMBING FIXTURE AS SHOWN
 - D (E) FIRE SPRINKLER TO REMAIN
 - E REMOVE (E) WALL FINISHES. PREP FOR (N) WALL FINISHES
 - F REMOVE (E) FLOORING. PREP SUBFLOOR FOR (N) FLOORING
 - G REMOVE (E) LIGHT FIXTURE. PREP J-BOX FOR (N) LIGHT FIXTURE
 - H REMOVE (E) HVAC REGISTER. CLEAN AND PREP FOR (N) PAINT
 - J REMOVE (E) WALL MOUNTED HAND SANITIZER DISPENSER
 - K (E) EXHAUST FAN TO REMAIN. REMOVE (E) FAN GRILLE FOR REPLACEMENT
 - L VERIFY IN FIELD THAT CENTER OF (E) HORN & STROBE UNIT IS LOCATED 80" A.F.F.. RELOCATE IF REQ'D.
 - M REMOVE (E) DOORS. PREP FRAMES FOR (N) DOORS. MATCH (E) DOOR SIZE
 - N REMOVE INDICATED WALL SECTION



- ### GENERAL NOTES
- RECYCLE AND/OR SALVAGE FOR REUSE A MINIMUM OF 50% OF THE OF THE NON-HAZARDOUS CONSTRUCTION WASTE. UTILIZE A WASTE MANAGEMENT COMPANY THAT PROVIDES VERIFIABLE DOCUMENTATION OF THE PERCENTAGE OF CONSTRUCTION WASTE DIVERTED FROM THE LANDFILL.
 - PATCH, REPAIR, PREPARE ALL SURFACES FOR FINISH MATERIALS WHERE DISTURBED BY ALTERATIONS, INCLUDING OPENINGS IN WALLS AND FLOORS FROM REMOVED PIPES AND FIXTURES.
 - PAINT ALL WALLS AND CEILINGS TO MATCH (E) CONDITIONS.
 - SEALED CONCRETE TO MATCH (E) CONDITIONS. REPAIR WHERE DISTURBED BY ALTERATION PROCESS.
 - ADJUST FLOOR SLOPES TO DRAIN, LESS THAN 1.5% IN ALL DIRECTIONS.
 - PAINT ALL (E) ACCESS HATCHES, MATCH CEILING COLOR
 - PRIOR TO PAINTING, SMOOTH COAT AND SAND (E) WALLS TO REMOVE CRACKING AND OTHER IMPERFECTIONS.



- ### WALL LEGEND
- (ALL ITEMS ARE NEW UNLESS NOTED (E) OR EXISTING)
- (E) CMU WALL
 - 6" CMU WALL, FULLY GROUTED
 - 8" CMU WALL, FULLY GROUTED

Copyright © 2023

All ideas, designs, arrangements and plans indicated or represented by the drawings are owned by and the property of NICHOLS MELBURG and ROSSETTO, and were created, worked and developed for use on, and in connection with, the specified project. None of such ideas, designs, arrangements or plans shall be used by, or disclosed to any person, firm or corporation for any purpose whatsoever without the written permission of NICHOLS MELBURG and ROSSETTO.

NICHOLS MELBURG ROSSETTO ARCHITECTS + ENGINEERS

300 KNOLLCREST DRIVE
 REDDING, CA 96002
 (530) 222-3300 (530) 222-3538 FAX
<http://www.nmrdesign.com>

KEY PLAN



PROJECT NAME

ACCESSIBILITY IMPROVEMENTS

FOR HUMBOLDT COUNTY COURTHOUSE

825 5TH STREET EUREKA, CALIFORNIA

SHEET TITLE

5th FLOOR RESTROOM WORK RMs #504 & #505

DRAWING STATUS

CONSTRUCTION DOCUMENTS

REVISIONS

Sym.	Description	By	Date

Drawn By	TAJ
Checked By	
Date Drawn	2/15/2023
Scale	AS NOTED
Job No.	17-6430

SHEET No.

A251

