




Proposed Budget

Fiscal Year 2023-24



MEMORANDUM

Date: June 14, 2023
To: Honorable Mayor and Members of the City Council
From: Tabatha Miller, Finance Director
Karen T. Diemer, City Manager
Re: Proposed City Budget for Fiscal Year 2023-2024

BUDGET OVERVIEW

The Revised Fiscal Year (FY) 2023-24 Proposed Budget is an \$85.8 million one-year package of services, programs, and projects for the benefit of the Arcata community. This extensive and detailed Budget continues the City Council's priorities to protect General Fund reserves while restoring normal operational services in the wake of the COVID-19 pandemic and provides a substantial \$43.7 million Capital Improvement Program (CIP) investment of one-time expenses towards improving City assets and infrastructure. The City's General Fund Budget of \$24.3 million invests further in services for the community and significantly advances City Council priorities.

This budget strategically recommends investing in long-term service delivery and capital improvement, while also mitigating risks through conservative fiscal strategies such as a higher budget stabilization reserve and implementing steps to reduce the City's pension liability. The importance of stability and sustainability for the organization remains a core value as staff works to navigate the difficulty of financial forecasting in this economic environment. Although staff remains optimistic and continues to recommend investment, continued economic uncertainty, inflation, and predictions of a recession or economic stagnation loom ahead. As balance to the recommended service increases, staff also recommends the council increase the General Fund Working Capital Balance from 25% to 30% to protect the Council's options if future years are leaner.

As recognized in the FY 2021-22 and FY 2022-23 budgets, the service reductions necessary to address the significant financial disruptions of the pandemic and other challenges were operationally unsustainable. These prior budgets reflected the proactive organizational repositioning needed for emergency conditions. Since then, however, additional conditions have continued to challenge the City's recovery. Supply chain delays, as well as the significant employee vacancies and institutional knowledge loss have impacted the capacity of the organization and its ability to deliver priority services and projects. These challenges were highlighted in FY 2022-23 Mid-Year Budget Report to the Council. Although the City's fiscal recovery outlook remains cautiously optimistic, the City's long-term fiscal health requires new sustainable revenue to meet community service priorities in the future. With the rising cost of services in a period of significant inflation and workforce competition, coupled with the services reduced over the prior two years, long-term sustainability is not achieved with existing revenue sources alone. This Proposed Budget reflects an investment and forward-looking budget as the City contemplates long-term changes needed to fund programs and services, such as increasing the transaction and use tax.

Recommendations in this budget apply forecasted revenues to the best extent possible and propose one-time funds from the American Rescue Plan Act (ARPA), appropriate set aside funds such as parkland in lieu and other reserves, and 2023-year savings and carryforward of one-time appropriations.

Looking Forward to 2023-24: We are pleased to present the City Council with a budget primarily balanced with local revenues and modest reliance on remaining and carryforward ARPA funds and previously set aside reserves. The proposed budget presents General Fund expenditures of \$24.3 million. The City remains fiscally solvent, and progress is being made to rebuild City services, fund long-term pension obligations, and initiate and complete a number of capital projects.

KEY BUDGET PRINCIPLES

The 2023-24 budget is based on policies that govern the stewardship of public funds and reflect the City’s commitment to balanced financial planning. These include the following:

- The budget will balance ongoing expenditures with ongoing revenues
- The employees have inherent value in their knowledge, experience, and dedication that far exceeds their monetary cost; and minimizing layoffs limits the impact to both the organization and the services provided to the community
- The budget will ensure reserve balances are maintained as set by the City Council to respond to unexpected issues and emergencies
- Revenues will be estimated at probable and conservative levels using the most current data
- The City is working diligently to reduce the Pension Unfunded Accrued Liability (UAL) in order to realize cost savings for future years and stabilize the funding status of the City’s CalPERS pension program.

City program and service review considers the following factors:

- A. **Mandated to provide the program:** The City is required to provide this program under
 - a. federal, state, county law, or
 - b. contractual obligation without the ability to terminate.
- B. **Community reliance on the City to provide the program:** Programs for which residents, businesses and visitors can look only to the City to obtain the service vs. programs that may be similarly obtained from another intergovernmental agency or a private business.
- C. **Cost recovery of the program:** Programs that demonstrate the ability to “pay for themselves” through user fees, intergovernmental grants or other specifically dedicated revenues vs. programs that generate limited or no funding to cover their cost.
- D. **Demand for the program:** Programs demonstrating high levels of current or anticipated demand or usage vs. programs that show little demand or usage.
- E. **Portion of the community served:** Programs that benefit or serve a larger segment of the City’s residents, businesses and/or visitors vs. programs that benefit or serve only a small segment of these populations while being mindful of vulnerable and underserved communities in our City.

City staff have carefully considered the budget requests proposed by each department in conjunction with the City Council goals and objectives.

SUMMARY OF REVENUES

Sales Tax and Transactions and Use Tax (TUT): Sales Tax and TUT continue to be the largest two ongoing sources of General Fund revenues and comprise approximately 29% of the Fund total in FY 2023-

24. A summary of Sales and TUT Tax estimates is provided below in Table 1: Sales Tax, Transactions Use Tax and Transient Occupancy Tax.

Sales tax revenues were higher than projected in last year’s conservative budget in part from the return to in-restaurant dining and increased online sales.

TABLE 1

	FY 2020-21 Actual	FY 2021-22 Actual	FY 2022-23 Estimated	FY 2023-24 Projected
Sales Tax (Bradley Burns)	\$ 2,946,963	\$ 3,083,415	\$ 2,975,000	\$ 2,950,000
Percent Change		4.6%	-3.5%	-0.8%
Transaction and Use Tax (TUT) Revenue	\$ 2,694,215	\$ 2,826,138	\$ 2,655,000	\$ 2,656,000
Percent Change		4.9%	-6.1%	0.0%
Transient Occupancy Tax (TOT)/Hotel Tax)*	\$ 1,638,280	\$ 2,029,499	\$ 1,525,000	\$ 1,575,000
Percent Change		23.9%	-24.9%	3.3%

**Includes in-lieu payment from Cal Poly Humboldt to offset use of hotel rooms for student housing for FY 2023-24.*

Transient Occupancy Tax

The City transitioned two hotels in 2022 and 2023 to permanent housing units. Cal Poly Humboldt will be using three to four hotels for temporary student housing this fiscal year. The University and the City have worked together to ensure that the City’s loss in TOT tax from student housing is repaid through by the University.

Property Tax Revenue

Property taxes are based on assessed value as determined on January 1 of the prior year. This tax is anticipated to decrease from \$1,911,000 in FY 2022-23 to \$1,793,000 in FY 2023-24. The reason for the decrease in FY 2023-24 is recognition of property tax revenue in FY 2022-23 from prior years but delayed by the county in reporting and payment to the City. The FY 2023-24 revenue is still an increase from the FY 2021-22 revenue of \$1,647,533 and original FY 2022-23 budget of \$1,775,000. The recent housing price increases and sales will yield additional increases in FY 2023-24 and future years as those sales prices are recorded and new tax assessments are finalized. Secured Property taxes account for 9.0% of the total General Fund revenue.

Utility Users Taxes (UUT) revenue is expected to increase modestly as the result of increases in the City’s water and wastewater rates (1.5% and 8.0%, respectively), and anticipated increases in the cost of local electric and gas utilities. The revenue is projected to generate approximately \$1,155,000 – an increase of 5.0% from Estimated FY 2022-23 revenue and accounts for 6% of total General Fund revenue.

Business License Tax revenue is expected to remain steady generating \$116,000. Our City receives income in May and June related to renewals as of July 1, 2023. This is revenue received in FY 2022-23 but recognized in the next fiscal year.

Measure Z Funds – The City will not be awarded funds from the County’s Measure Z that has traditionally funded School Resource Officer activity and two Juvenile Diversion Counselors. The City did not request funds for School Resource Activities this year due to low Officer staffing in the Department, but did request funds for the two Juvenile Diversion Counselors. This fiscal year budget includes City support for these two positions this year. However, if funding for these positions is not

available through Measure Z in future years, the City should look to secure a local tax measure to continue this proven and valuable program.

CITY SPECIAL REVENUE FUNDS

Forest Fund

The forest revenues are supported this year by higher timber values. Total timber sales are estimated at \$358,047.

Street and Gas Tax Funds

Street fund revenues associated with Gas Tax and SB1 fees are expected to increase by 12.3% from \$889,914 to \$999,300, based on projections from the State Department of Finance as of January 2023. Gas Tax rates are a per gallon charge, so the recent increases in gas prices do not impact these revenues. Starting July 1, 2020, the Road Maintenance and Rehabilitation Account per gallon tax is adjusted annually by the California CPI and is partially responsible for the increase in revenue. Similarly, starting July 1, 2021, the Transportation Improvement Fee is adjusted annually by the California CPI. Post-pandemic recovery in fuel consumption is responsible for the remaining portion of the 12.3% revenue growth in FY 2023-24.

Other Special Revenue Funds

Many of the City's Special Revenue Funds are supported from grants and other intergovernmental revenue sources. While some of these revenue sources are recurring, many are one-time or support one-time or limited programs. As a result, these funds can vary significantly from year to year. Excluding the Forest and Street and Gas Tax Funds discussed above, special revenue fund revenues are projected to decrease from \$23.2 million to \$11.2 million in FY 2023-24 from the prior year. This is the result of closing out a number of grants in FY 2022-23 and FY 2023-24.

CITY ENTERPRISE FUNDS

Water Fund

Service charges and fees for the City's water funds will increase approximately 1.5% based on water rate increases approved on July 1, 2020. This increase will provide a revenue stream for both operations and debt financing of critical infrastructure improvement projects.

Wastewater Fund

Service charges and fees for the City's wastewater fund will increase 8% based on wastewater rate increases approved on July 15, 2020. This will provide a revenue stream for debt service costs related to the financing of critical infrastructure improvement projects, including the City's future Wastewater Treatment Plant Upgrade.

OTHER FUNDS

Central Garage Fund

In FY 2023-24 the Central Garage Fund will utilize accumulated reserves to fund much needed replacement vehicle purchases, including two police pursuit vehicles. Additionally, the City is restoring funding levels to rebuild the replacement cost reserves for future vehicle and equipment purchases.

Redevelopment Funds

The Successor Agency to the Arcata Community Development Agency receives funding in accordance with its approved Recognized Obligation Payment Schedules that are approved by the Successor Agency and Oversight Board.

FY 2023-24 Programs

Even with the modest budget there are a good number of projects and programs that will be delivered to Arcata Community. A few highlights of the proposed budget for FY 2023-24 includes:

1. Work to forward the Council's Priority Projects (included herein in draft format subject to the Council's adoption).
2. Complete the Ultraviolet Disinfection and Electrical Phase of the Wastewater Treatment Plant upgrades.
3. Saturate the State with recruitment for Police Officers utilizing the current incentive bonus program.
4. Construction of Carlson Park.
5. Support implementation of the Climate Action Plan (CAP). This budget includes the City's contribution towards a CAP monitoring position that will be hired by Redwood Coast Energy Authority.
6. Construction of Redwood Park Pump Track and Playground.
7. Continue and seek stable funding for the Community Ambassador Program.
8. Support Arcata House Partnership in seeking grants to extend operating the Safe Parking Program.
9. Complete repairs to Terrace Ave.
10. Open the second HomeKey2 housing conversion project at the old Red Roof Inn.
11. Implement the Citywide Rental Inspection Program.
12. Complete Phase I of the Old Arcata Road Rehabilitation from Buttermilk Lane to Jacoby Creek School.
13. Install an improved boating access dock on South I Street into Arcata Bay.
14. Complete annual paving project on H Street from 11th to 18th and West End Road from Guintoli to the 5600 Block of West End Road.
15. Complete the Public Art projects focused on fire hydrant along G and H Streets
16. Continue to work with the MIST clinicians to offer street outreach social services to those who are in need.
17. Coordinate efforts on the Arcata China Town Project through equity arcata.
18. Offer full Recreation programs including Summer Camps (Art, TEAM, Marsh, Skate, Adventure) gymnastics, basketball, community classes, drop-in activities, play center and special events.
19. Complete the General Fund Update including the Strategic Infill Redevelopment Program, Gateway Area Plan. Local Coastal Plan and Citywide zoning amendments.
20. Support a community building in Valley West through recreation and CUNA activities.
21. Seek funding for and initiate update to the City's Economic Development Strategic Plan.
22. Upgrade Bloomfield Park.
23. Working with the Transaction and Use Tax Committee, consider an additional transaction and use tax measure to fund increasing needs in public safety, direct allocation for streets to become

- a designated self-help community, retain positions previously funded through County Measure Z, advance housing programs, expand and sustain the Community Ambassador program.
24. Facility Maintenance: Complete Solar and electrical upgrades to the Arcata Community Center and replace the roof at the Annex.
 25. Development of tenant protection policies and regulations for the Council's consideration.
 26. Support planning and design for improvements to the Sunset Ave. and L K Wood Blvd. intersection.
 27. Complete the mural honoring David Josiah Lawson.
 28. Continue the vulnerability analysis for Sea Level Rise.
 29. Implement organics recycling in compliance with SB 1383.
 30. Work with the Humboldt Crabs, Arcata High School and Cal Poly Humboldt to finalize needs at the Arcata Ball Park.
 31. Finalize environmental and design plans to construct the Annie Mary Trail (A&M).
 32. Finalize Installation of Tank 1C adding vital water storage to the City water distribution system
 33. Replace Community Park softball field bleachers.
 34. Complete annual paving and sidewalk project (Measure G, Gas Tax and SB-1 funds).
 35. Construct improvements to 8th and 9th streets to increase parking, slow traffic and improve pedestrian and bicycle amenities.
 36. Launch online budgeting.
 37. Initiate construction on Phase II inflow and infiltration reduction project.
 38. Secure funding to support free bus service in the summer months.

Department and City-wide Changes Included in the Proposed Budget:

Transit Division: The City has initiated a regional merger between Arcata Mad River Transit Services and Humboldt Transit Authority. As the need for service increases due to population growth and additional requests from the University the opportunity derived from combining systems and operating with more full-time drivers is proposed to support a larger system in the future. This fiscal year budget transitions Bus Drivers from the City of Arcata to the Humboldt Transit Authority. The City retains the Transit office management, the fleet and support for Greyhound.

Engineering: The Engineering Division has continued to take on larger projects in the past few years. The Division has been active in applying for grants to fund several large-scale projects over the next 2-4 years such as \$14 million for Inflow and Infiltration and grants for - waterline replacement and trail design. Costs for staff to design, engineer and project manage have been worked into these grants. With several of these grants ready for funding this year, staff would like the authority to add a Project Manager / Associate Engineer to support the additional workload. These grants allow for reimbursement of staff costs and additional staff capacity is necessary to complete the work.

Police Department: There are two significant changes in the budget related to the Police Department.

1. In January of 2020 the City had a full sworn staff of 29 (which included 2 over-hires). Since then, Department staffing has decreased 34% and is currently at 19 sworn staff, despite successful efforts (4 new officers in the past 2 years) by the Department to travel out of town to meet and interview candidates from Police Academies throughout Northern California. This fiscal year will include a hiring incentive and retention bonus program. The cost to sponsor a cadet through the Academy and field training is approximately \$65,000 and takes ten months. The cost of required overtime to fill shifts resulting from vacancies exceeded the budget last year by over \$215,000. With these costs in mind, the Council approved a hiring incentive

bonus of \$50,000 paid out in installments over 2.5 years to a lateral officer currently working in California who can perform the job within just weeks of being hired. The program also includes a \$7,500 retention bonus for officers who stay with the City for the next year to retain the talent that we have.

2. This year's budget includes the position of Community Outreach Team Sergeant. This past year the City trialed a position to oversee the Community Ambassador Program, conduct direct outreach with community members in need, strategize and coordinate homeless services within APD, and work with the Mobile Intervention Services Team (MIST). This position has been instrumental in making progress in connecting and assisting those in need in the community while simultaneously supporting businesses.

Pension Liability:

This year's budget includes a substantial investment to to reduce the City's pension debt, estimated at \$29.6 million this year. As discussed with the Council on April 19, 2023, the budget includes:

1. Making a \$5 million one-time payment to CalPERS,
2. Placing \$2.5 million in a Voluntary IRC Section 115 Trust that can be used for pension payments at the discretion of the City at any time,
3. Paying an additional \$300,000 annually towards the Unfunded Accrued Liability (UAL) by offsetting the City's Retiree Insurance Benefit with reserves built up over the last ten years, and
4. Prepaying the annual FY 2023-24 required UAL Contribution of just under \$2.3 million and thereby saving 3.4% annual interest of \$76,800.

Staff will work with the Council to develop, adopt and implement a longer-term pension funding policy with the paying off the UAL in order to realize cost savings for future years and stabilize the funding status of the City's CalPERS pension program.

Online Budget Development:

On May 17, 2023, the Council approved a contract amendment with OpenGov to add several modules, including Budget & Planning, to the City's existing OpenGov software system. The first phase of implementing the budget module is creation of the FY 2023-24 interactive online Budget Document and should be completed by September 2023. The second phase of the operating budget implementation will be developing the FY 2024-25 budget using the OpenGov system instead of complicated Excel spreadsheets and Word documents that currently support the budget process. Staff look forward to a more efficient transparent process and a more accessible relevant budget document for the Council, Staff and the public.

RESERVES

Prudent fiscal management and the City's reserve policy requires that the unappropriated fund balance of the City's General Fund be maintained at adequate levels. The current policy requires a reserve set aside equal to 25% of operating expenditures. As balance for some aggressive investments in infrastructure and reducing City's pension liability, staff is recommending that the City increase the General Fund working capital reserved fund balance to 30% as a matter of practice and policy. These reserve funds are a tool the City uses to aid in financial stabilization, particularly during times of unforeseen emergencies and economic downturns. Estimates of the City's Available Fund Balances, excluding the 25% General Fund Working Capital Reserve and the Water and Wastewater Capital Reserves, at the end of this Fiscal Year

June 30th, 2023, and 2024 are included in this packet. The proposed budget projects a General Fund-Fund Balance (Reserved and Unreserved) of just under 50% of the operating budget or \$10 million.

CONCLUSION

While there are continued unknowns and uncertainties ahead, the 2023-24 Proposed Budget offers the Council, City Staff and the community a sense of informed optimism as we bounce forward into the new fiscal year. This budget addresses community priorities and continues robust City services that the community expects through balanced conservative strategies. The proposed budget makes solid progress towards addressing Council priorities, sets a path to support innovative services such as Community Ambassadors and alternative housing projects, and furthers critical infrastructure priorities such as water storage capacity and wastewater upgrades while mitigating risk of future unplanned economic shifts through pension paydown and adequate reserves.

In closing, we want to express appreciation for our extremely dedicated and talented staff who have worked tirelessly this year to provide services to the community. The accomplishments of this past year and our ability to bring a balanced budget forward for this next year are a direct reflection of their commitment to our residents, businesses, visitors, and each other.

BUDGET PROCESS AND POLICIES

With the adoption of the annual budget, the City Council recognizes the appropriations for the many operating activities and capital budgets are based upon estimates of municipal needs for the fiscal year. In order to establish reasonable flexibility in the administration of the budget, the following policies have been adopted. These policies are intended to provide the authority necessary for the City Manager to administer the budget during the course of the fiscal year in light of varying conditions which may occur.

Budget process

The budget process begins with meetings of key budget team members to informally discuss underlying fiscal policies, goals and objectives of the Council, personal service proposals, material changes in anticipated revenue/income and expenditures/expenses. The process continues with the distribution of a budget request package to all department heads. This package includes a brief message from the Finance Director along with general instructions for completing the budget template documents which when completed include proposed expenditures, capital outlays, departmental descriptions, activity accomplishments and future objectives, and other budget data.

Departmental requests are consolidated and the budget team composed of the City Manager and Finance Director discuss each departmental request with the applicable department head. Adjustments are made as appropriate and required to meet the City Council's goals and objectives.

The next step in the budget process involves preparation of the budget document. The Finance Department prepares the final proposed revenue and expenditure pages for each department covering all funds and other supplemental material. The manager prepares the budget message and narrative. Council study session(s) is (are) held before the required public meetings. The budget is scheduled for adoption in June.

The City of Arcata uses the modified accrual basis for budgeting in governmental funds. Proprietary funds are budgeted using accrual concepts. All operating and capital expenses and income are identified in the budgeting process because of the need for appropriation authority. Most annual appropriations lapse at year-end, however the City carries forward select appropriations from one fiscal year to the next. Appropriations carried forward into the following fiscal year are submitted to Council as part of the mid-year budget review.

Budget Policies

The City Council of the City of Arcata recognizes a need to create budget and fiscal policies that assures delivery of products and services as efficiently and effectively as possible.

Operating Budget – General

The operating budget will be based on the principle that current operating expenditures shall be funded with current revenues. Unappropriated fund balances/working capital in enterprise funds may be used by the City Council to meet one-time special project/program expenses. The operating expenses of the City will be supported by recurring revenues and will not be funded

through long-term debt. The enterprise expenses will be funded through current revenues excluding interest income. Expenditures shall include funding adequate maintenance and replacement of capital and operating assets.

A mid-year budget review and adjustment process is completed each January and submitted to the Council for review and approval in February. Projections of revenues and expenditures through the end of the fiscal year will be prepared and reviewed by the Finance Director with a report to the City Council. Budgetary adjustments are only considered within the framework of the adopted budget and work plan. New work programs and new appropriations are not considered in the mid-year budget review.

General Revenue Management

The following summarizes the City's general revenue management policies:

1. The City will strive to maintain a diversified and stable revenue system to shelter the government from short-term fluctuations in any revenue source and to ensure its ability to provide ongoing services.
2. The City will make all current expenditures with current revenues, avoiding procedures that balance current budgets by postponing needed expenditures, accruing future revenues, or rolling over short-term debt.
3. In order to achieve important public policy goals, the City has established various special revenue, capital project, debt service and enterprise funds to account for revenues whose use should be restricted to certain activities. Accordingly, each fund exists as a separate financing entity from other funds, with its own revenue sources, expenditures and fund equity.
4. Any transfers between funds for operating purposes are clearly set forth in the Financial Plan, and can only be made by the Finance Director in accordance with the adopted budget.
5. Fees will be reviewed and updated on an ongoing basis to ensure that they keep pace with the changes in the cost of living as well as changes in methods or level of service delivery.
6. User fees will be developed and annually reviewed to insure they adequately recover the cost of services. In Enterprise Funds, user fees will provide full coverage of direct and indirect costs including depreciation and interest expense; subject to the limits imposed by Proposition 218 and the Government Code.

Appropriations

The term "appropriations" means the amount approved for expenditure by the City Council with the adoption of the annual budget, along with subsequent budget modifications and adjustments. Appropriations will be based on the best estimates of Department Heads and the City Manager. Differing operating requirements, price changes, emergency situations and similar factors may require variation from the approved appropriations. Therefore, the City Manager has authority to adjust the appropriations so long as the changes do not exceed the total approved appropriations of an activity, except in case of emergency. The City Manager has the authority to meet emergency

requirements and subsequently report to the City Council and secure Council approval for an appropriate budget modification.

Appropriations Limitation

The Council will annually adopt a resolution establishing the City's appropriation limit calculated in accordance with Article XIII B of the Constitution of the State of California, Section 7900 of the State of California Government Code, and any other voter approved amendments or state legislation that effect the City appropriation limit. The Council will generally consider the resolution to adopt an appropriations limit in connection with final approval of the budget.

FISCAL POLICIES

Financial Reserve Policy

To maintain the fund balance and retained earnings of the various operating funds at levels sufficient to protect the City's creditworthiness as well as its financial positions from unforeseeable emergencies, the City will strive to maintain the following minimum fund and working capital balances:

Minimum Fund and Working Capital Balances

1. The City will maintain fund balances or working capital balances of at least thirty percent (30%) of operating expenditures in the General Fund and all Enterprise Funds and Internal Service Funds. This is considered the minimum level necessary to maintain the City's credit worthiness and to adequately provide for -
 - a. Economic uncertainties and other financial hardships or downturns in the local or national economy.
 - b. Local disasters or catastrophic events
 - c. Contingencies for unseen operating or capital needs.
 - d. Cash flow requirements.
2. In order to assure that the City Council has some discretion in their financial decision making options, these reserve may be reduced with a majority City Council vote in order to fund unforeseeable financial conditions such as one-time expenditures, or as transition funding in a recessionary economy, or other budget shortfall stop gap measure of a temporary nature.

Service Level Policy

Service levels will be provided with the constraints of available resources. Services will be provided only at the most efficient and effective level to meet the needs of local citizens and businesses as determined by the City Council. City financial planning will provide for adequate maintenance and replacement of capital items.

Investment Policy

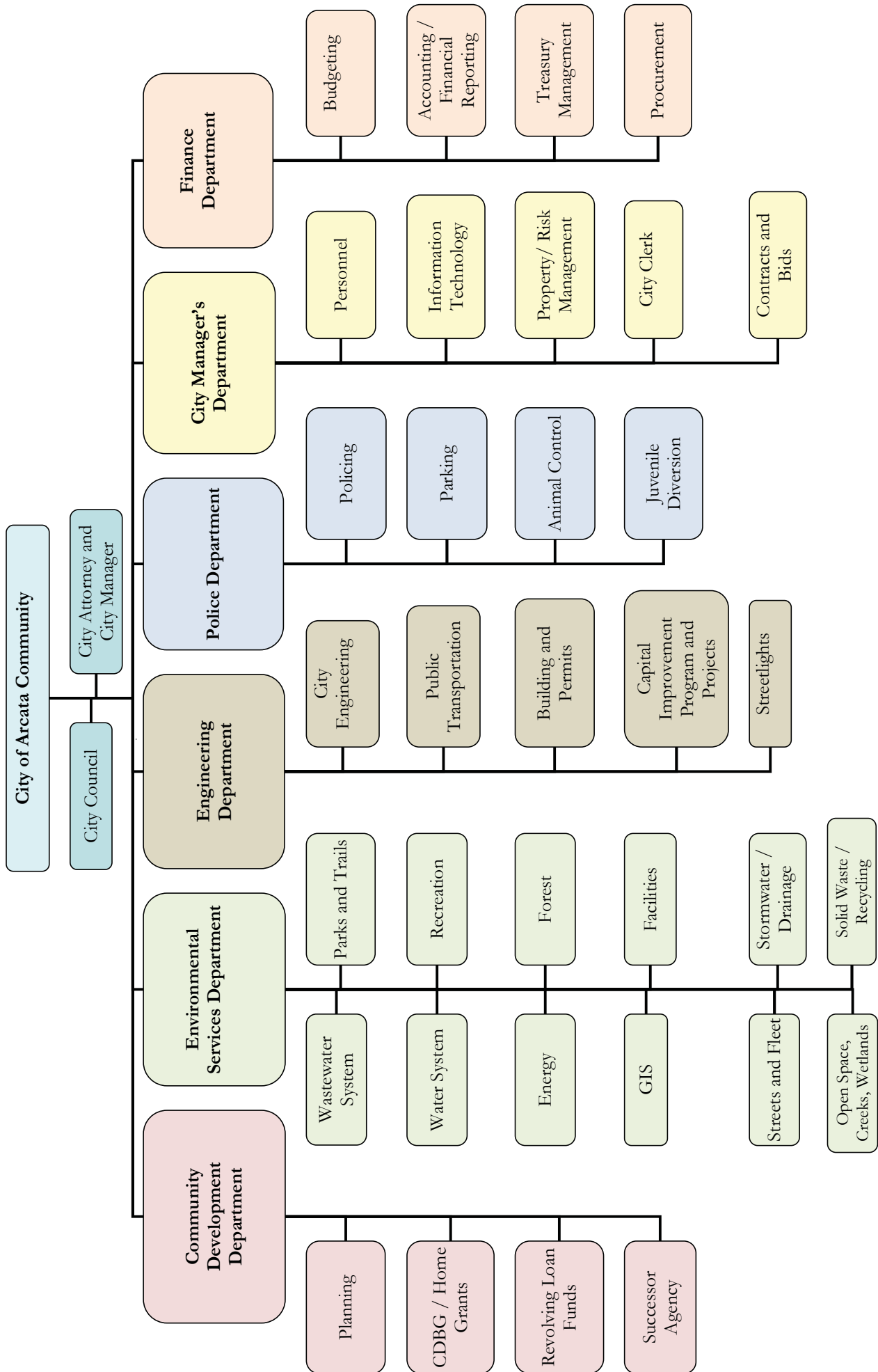
The City of Arcata invests its temporary pooled idle cash in accordance with California Government Code Section 53601 and has an investment policy which is adopted annually. Investment and cash management will be the responsibility of the Finance Director. The City's primary investment objective is to achieve a reasonable rate of return while minimizing the potential for capital losses arising from market changes or issuer default. Accordingly, the following factors will be considered in priority order in determining individual investment placements:

1. *Safety* – The safety and risk associated with an investment refers to the potential loss of principal, interest, or a combination of these amounts. The City only purchases investments that are considered safe.
2. *Liquidity* – This refers to the ability to “cash in” at any moment in time with a minimal chance of losing some portion of principal or interest. Liquidity is an important investment quality which ensures cash will be available when an unexpected need arises.
3. *Yield* – This refers to the potential dollar earnings an investment can provide and is described as the rate of return.

The City will strive to keep all idle cash balances fully invested through daily projections of cash flow requirements. In order to maximize yields from its overall portfolio, the City will consolidate cash balances from all funds for investment purposes, and will allocate investment earnings to each fund in accordance with generally accepted accounting principles.

Debt Policy


The City will consider the use of debt financing only for one-time capital improvement projects only when the project's useful life will exceed the term of the financing and when project revenues or specific resources will be sufficient to service the debt. Debt financing will not be considered appropriate for any recurring purpose. An internal feasibility study will be prepared for each long-term financing which analyzes the impact on current and future budgets for debt service and operations. This analysis will also address the reliability of revenues to support debt service.



COUNCIL GOALS

City of Arcata

CITY COUNCIL GOALS



Facilities and Infrastructure


Enhance Appearance, Public Safety and Livability of the City

- Improve infrastructure and facilities.
- Improve transportation and circulation systems.
- Provide services for residents' safety and comfort.
- Encourage community beautification and public art.

Environmental Leadership

Provide Leadership in Environmental Stewardship and Climate Change Preparedness

- Increase local energy independence.
- Strive to achieve zero waste.
- Develop non-motorized transportation routes.
- Support open space and ecosystem functions.
- Improve water resource management.



Sustainable Development

Improve Local Economy through Business Support

- Improve community services for business development.
- Improve linkage between energy needs and resources.
- Support a living wage and encourage investment in workforce satisfaction.

Public Service

Improve the Quality of Service to the Public

- Respond to the needs of our residents.
- Increase opportunities for community engagement.
- Improve technological capabilities of the City.

Resident and Community Health

Support Community Creative and Cultural Life

- Support healthy eating and active living programs.
- Provide recreation opportunity for all residents.
- Support diverse housing opportunities.
- Support essential human services, as applicable.



Prepare for Future Needs

Provide Educational Opportunities for Residents and Staff

- Provide leadership developing strategies for climate change.
- Use best available science for future planning.

City Council Policy Objectives

1. Develop policies and support community organizations that provide services that improve the quality of life in Arcata and events that promote Arcata as a “livable community.”
2. Maintain benefits, labor standards, and improve workplace safety and conditions for City Employees.
3. Promote an energy efficient and pedestrian friendly transportation web between neighborhoods emphasizing pedestrian, bicycle, and alternative modes of transportation.
4. Promote efficient use of energy and use of renewable energy in buildings, facilities and infrastructure in Arcata.
5. Implement the Capital Improvements Program to City infrastructure.
6. Strengthen partnerships with Humboldt State University, College of the Redwoods, local schools, civic and professional organizations.
7. Address expanding land management needs including updating Forest Management Plan and Non-Industrial Timber Management Plan.
8. Develop strategies in response to the changing needs of youth, teens, students, families and seniors.
9. Maximize opportunities for public participation and civic engagement.
10. Collaborate with other jurisdictions and non-profits to maximize regional effectiveness and increase funding opportunities.
11. Maintain contacts and open communication with representatives at various State and Federal levels.
12. Incorporate smart growth technology, design, principles and practices in the advancement of a sustainable city.

Arcata City Council Priority Projects for 2023/2024 Fiscal Year	Activities/Resources Included in Proposed 2023/2024 Fiscal Year Budget
1. Develop a 2-3 year Homelessness Reduction Strategy framework identifying initial priority benchmarks to provide or continue to shelter those who are or may become homeless.	
a. Identify an ongoing funding stream (i.e., sales tax, property tax), and prepare a ballot initiative for voters to consider in 2024.	The Transaction and Use Tax Committee will review options for a Sales Tax on the March 2024 ballot and make recommendations to the Council.
b. Support/Collaborate on strategies to create safe spaces for those without shelter, including a cold weather shelter / warming station(s) and safe camping opportunities. Collaborate with neighboring agencies (City of Eureka; Humboldt County) to leverage resources and not duplicate services.	The safe parking program is funded through September 2023. Staff will work with Arcata House Partnership on a grant to extend safe parking for an additional year.
c. Continue support for Arcata House Partnership and their Boyd Road tiny house project.	Arcata House Partnership has a plan to fund this expansion. The City will continue to support the effort as needed
d. Long term: Develop a cooperative housing model (on City and/or private/partner owned properties) that includes onsite services and peer to peer mentoring support, creating holistic support for individuals.	This budget does not include specific activities towards this project. We will continue to look for opportunities but staff time this fiscal year is prioritized to finish the long-range planning, the remaining project homekey, tenant based rental assistance and extreme weather shelter development.
e. Consider tenant protection policies and regulations, working with Legal Services and other resources. Collaborate with equity arcata and Cal Poly Humboldt housing and student groups to inform students about housing resources and rights.	Staff time is identified for this project along with support for legal services and Cal Poly Humboldt.
2. Valley West Improvements	
a. Continue collaboration with the Arcata Chamber of Commerce, Main Street, and Arcata House Partnership. Consider funding flower baskets; planted street medians; trees and art along Valley East Boulevard.	Continued MOU with CUNA to foster community engagement in Valley West including implementation of a second participatory budgeting effort to identify priorities of the Valley West neighborhood. Submitting a Clean CA grant to Caltrans for beautification and transit/walk/bike improvements in Valley West.
b. Continue planning for a Valley West community center to offer recreational and learning opportunities, resource services and	Budget has been allocated for a lease space in Valley West. Efforts are currently underway to secure a site. City has been awarded a CDBG

<p>a general gathering space. Consider vacant and potentially new build spaces including the current Laurel Tree school site and Woodsman Hall for short term and /or long term use.</p>	<p>planning grant to evaluate sites and conduct predevelopment work for a site in the Valley West.</p>
<p>c. Focus public safety on neighborhood meeting priorities of trespassing/loitering, narcotic activity, vacant properties and encampments and coordinate enforcement of nuisance properties. Coordinate patrol efforts with University Police around temporary student housing. Consider flashing crosswalk(s).</p>	<p>As staffing increases APD is committed to restoring the Valley West Officer position, which will bring a more focused and problem-oriented APD presence in Valley West. The Valley West Officer will address neighborhood priorities as determined by community members. They will also have more availability than APD Patrol Officers to meet with community members and community groups to more fully understand the challenges they are experiencing with crime and quality of life concerns. The goal in the next several years is to staff a second Valley West Officer position to provide seven-day coverage with some overlap between both Officers thereby providing additional APD capacity to ensure continuity and consistency in problem identification and resolution. APD will also continue to utilize the temporary public safety satellite office offered by Cal Poly Humboldt for APD use in the Comfort Inn Hotel converted to temporary student housing.</p>
<p>3. Look for opportunities to collaborate with Humboldt County and local jurisdictions/non-profits to increase mental health and social services.</p>	<p>There is no specific allocation towards this project. Mobile Intervention Services Team staff provide regular connection with County mental health and will continue to do so.</p>
<p>4. Public Safety</p>	
<p>a. Continue to support and expand alternative response programs including the Community Ambassador Program (Plaza and Downtown Pilot), Mobile Intervention Services Team (MIST) and access to support services. Seek long term funding strategies and 24-hour emergency crisis response for adults and youth. Standardize a quarterly update to the City Council.</p>	<p>The Community Outreach Team Sergeant position within the organization. The Outreach Sergeant:</p> <ul style="list-style-type: none"> • conducts direct outreach with community members in need; • plans and coordinates overall Department operations related to homelessness response; • strategically plans for future build-out of homeless services within APD; • works directly with MIST (Mobile Intervention Services Team) personnel and;

	<ul style="list-style-type: none"> manages the Community Ambassador Program and other social service elements within the Department. <p>This program is managed by APD’s Investigations and Policy Development Commander, thereby providing direction, support and consistency to the program in alignment with City Council goals and priority projects.</p>
b. Increase Recruitment efforts and incentives to fill Police staffing shortages; explore a regional consolidated Dispatch	<p>At its April 19th meeting, Council approved a Police Officer hiring incentive increase to \$50,000 (paid over 3 years) for Lateral Officers; APD has a recruitment team that has visited several Academies outside of Humboldt County and resulted in additional staff; they have also developed a recruitment brochure and placed ads in the PORAC magazine which is geared towards the law enforcement community.</p>
5. Work to Improve Government Relationships with local Tribal Governments	<p>Staff are currently working with the Wiyot Tribe and Dishgamu to identify opportunities to partner on a housing project. Staff are also working closely with the Wiyot Tribe to improve communication and collaboration cultural resources identification and preservation.</p>
6. Economic Development Strategies	
a. Support the Economic Development Committee in reviewing the Economic Development Strategic Plan and identify sections to update or study further.	<p>A potential internship has been identified to assist with this project.</p>
b. Promote business and tourism: Advertise Arcata as a safe place to shop; support visitarcata.com and regional marketing around student alumni successes locally. Collaborate with Main Street, the Chamber, Humboldt Made, Cal Poly Humboldt (staff and student interns) and other local tourism organizations;	<p>With new staff settling at both Arcata Main Street and the Chamber we expect progress to be made on this project.</p>
7. Prioritize Future Planning	
a. Complete General Plan 2045 update, including Gateway Plan and Local Coastal Plan.	<p>This goal has been ongoing and recurring for more than five years. The Council should set a strong expectation that this objective will be completed this fiscal year.</p>

b. Finalize redevelopment planning for Happy Valley and Little Lakes Properties.	This is ongoing. Staff has made progress on these properties. The Redevelopment Compensation Agreements will be established by the end of this FY.
c. Consider Green Burial areas.	Continue conversation of green burial areas with City Committees.
8. Implement the Arcata Arts Strategic Plan by working with existing arts efforts established in the community.	
a. Complete the mural honoring David Josiah Lawson	A contract is in place with Project Rebound and the Ink People to paint the mural. The design is currently being finalized to meet a summer completion schedule.
b. Focus public art on the G and H Street corridor; complete a call for artists this year that includes beautification or substitution of the H Street traffic planters and beautification to the pedestrian overpass bridge in collaboration with Cal Poly Humboldt.	First Call for Artists launched for fire hydrant murals to be implemented in summer 2023, budget allocated for beautification priorities on G&H and also the Green & Gold Corridor with Cal Poly Humboldt.
9. Climate Change and Climate Adaptation	
a. Finalize, adopt and begin implementation of the Climate Action Plan.	City will continue to support the County during the environmental analysis of the CAP. Budgeted for a contribution to support a CAP Coordinator position at RCEA to monitor progress.
b. Update the Green Fleet Policy and create goals for conversion to an emission free fleet.	ES will continue to advocate for state assistance to support rural jurisdictions in converting to an emission free fleet. ES will continue to advance purchase of alternative fuel vehicles that meet the needs of City departments.
c. Continue sea level rise adaptation planning and implementation strategies including research, analysis, project implementation and strategic property acquisition to support long term climate change adaptation.	Grant secured from the Coastal Commission to advance a more in-depth vulnerability analysis of the Arcata shoreline. Budgeted for appraisal and planning work to advance strategic property acquisition.
d. Consider coordinating with County and City of Eureka re: a ban on the sale of disposable vaporizers.	This project will be considered when a new City Attorney is secured.
10. Parks Improvements	
a. Complete the new Playground and Bicycle Pump Track at Redwood Park	Construction on Redwood Park improvements to commence May 15.

b. Finalize Environmental and Design plans to construct the Annie Mary Trail (A&M).	Design and right-of-way support is budgeted for 23'24. Design work by City staff will start later this summer.
c. Develop a Plan for Dog Park/off-lease dog areas at Valley West Park, Larson Park and Little Lakes Property.	Budget requested in 23'24 to implement the first smaller-scale City dog park.
d. Consider areas for sharps disposal and clean up within City properties	ES staff to collaborate with community partners to explore further opportunities for sharps disposal.
e. Develop and consider options for an ordinance restricting overnight camping in specific environmental spaces and business districts.	This project will be considered when a new City Attorney is secured.
f. Prioritize Improvements to Carlson Park; picnic tables, bathrooms, cleanup efforts, play space and river access.	Final designs and bid documents being completed in May/June to start construction in later summer 2023.
11. Safe Streets: Transit and Alternative Transportation Systems	
a. Work with the Transportation Safety Committee (TSC) and Humboldt County Office of Governments (HCAOG) to review and develop specific strategies that the City can take to support the Regional Transportation Plan	City Departments will work with TSC and HCAOG to update Regional Transportation Plan on as needed.
b. Work with the Transportation Safety Committee (TSC) to finalize the Local Road Safety plan and prioritize projects that can be initiated in both the short and long term	Work is progress and planning to finalize the document before the end of 2023
c. Work with Arcata Main Street and North Coast Growers Association to close the Plaza during the Farmers' Market. Identify adequate spaces for ADA parking during closure.	City departments and TSC will collaborate to outreach for such a Plaza closure.
d. Consider paid parking kiosks for City lots/Downtown and other high impact street areas	City Departments (Engg., ES and PD) will work together to proposed few options by early 2024
e. Continue design and ready for construction to expand one way travel and diagonal parking along 8 th and 9 th Streets between I and K Streets.	Design is progress, construction will begin late summer 2023
f. Assess improvements for trails near Arcata Elementary School and from Alliance to North Street.	ES and Engineering will collaborate to assess potential non-motorized trail improvements in this area.
12. Proactively maintain a strong partnership with Cal Poly Humboldt focused this year on:	
Maintain regular communication with Cal Poly Humboldt through quarterly liaison meetings (reporting back to the whole Council) to	This is ongoing

<p>create a sense of community surrounding local public art, clean ups, events and better understanding of the needs of the student population in regard to housing and transportation.</p> <p>Specific goals this year include:</p> <ul style="list-style-type: none"> - Lighting, banners, street/sidewalk and other art - Build out the Green and Gold Corridor (G & H St); consider extending to Valley West - Improvements to the connecting footbridge - Exploring how to support implementation of student/community garden - Consider a town hall style meeting or summit to hear from students and the community on town/gown intersections 	
<p>13. Explore options to go paperless for Council Agendas and build a structure to support Spanish translation of Council meetings as needed.</p>	<p>This year’s budget includes the cost for ipads/laptops for the Council.</p>
<p>14. Diversity, Equity and Inclusion</p>	
<p>a. Continue to support Equity Arcata.</p>	<p>The budget includes funds for a part-time coordinator and part time intern.</p>
<p>b. Work to improve Government Relationships with local Tribal Governments including consideration of renaming spaces such as the D Street Neighborhood Center to honor and build awareness of Wiyot history and language.</p>	<p>Staff is in consultation with the Wiyot Tribe with the goal to develop a regular, ongoing forum for communication and collaboration.</p>
<p>c. Coordinate efforts of the Arcata Chinatown Project</p>	<p>This project has been identified as a task for equity Arcata this upcoming year.</p>
<p>d. Develop visible display of the local Land Acknowledgement</p>	
<p>15. Support the annual projects of the City’s Capital Improvement Program</p>	<p>In progress, this FY CIP document will be available for public on the City website</p>
<p>16. Maintain the long-term financial stability and sustainability of the City of Arcata and Operate City government in a fiscally responsible and responsive manner.</p>	
<p>a. Develop, adopt and implement a pension funding policy with the goal of reducing the Unfunded Accrued Liability (UAL) in</p>	

<p>order to realize cost savings for future years and stabilize the funding status of the City's CalPERS pension program.</p>	
<p>b. Create a budget projection tool that estimates the financial condition of the City's major funds, including the General Fund, Water Fund, and Wastewater Fund.</p>	
<p>c. Develop, adopt and implement a fund balance reserve policy to ensure the City has set aside adequate funds for emergencies, capital needs and economic downturns and possible recession.</p>	

CAPITAL IMPROVEMENT PROGRAM

CAPITAL IMPROVEMENT PROGRAM

CAPITAL IMPROVEMENT PROGRAM

Fiscal Years 2023/2024 – 2027/2028



THIS PAGE IS INTENTIONALLY BLANK

CAPITAL IMPROVEMENT PROGRAM 23/24

CITY COUNCIL MEMBERS

Sarah Schaefer, Mayor

Meredith Matthews, Vice-Mayor

Stacy Atkins-Salazar

Alexandra Stillman

Kimberly White

CITY MANAGER

Karen Diemer

THIS PAGE IS INTENTIONALLY BLANK

CAPITAL IMPROVEMENT PROGRAM 23/24

Table of Contents

OVERVIEW

PROJECT UPDATES

Status update of CIP 22/23 projects

PROJECTS SUMMARY

Summary of all 23/243 CIP projects by asset categories

WATER SUPPLY

Water distribution, pump station construction, water storage and treatment, replacement of undersized or deteriorated mains

WASTEWATER

Wastewater collection system, lift stations, pump stations, force mains, treatment process maintenance, facilities upgrades

STREETS & STORMWATER

Street overlay, slurry, construction, sidewalk improvements, parking lot improvements, storm drainage

LAND & FACILITIES

Land acquisition, land use development, building construction, modifications to existing buildings

PARKS & FOREST

Park, athletic field improvements, city-wide trails


THIS PAGE IS INTENTIONALLY BLANK

OVERVIEW

The City of Arcata’s Capital Improvement Program (CIP) is a long-term, multi-year planning tool used to identify the construction, repair, and replacement of major city assets. The CIP is both a fiscal and strategic device that allows for the financing, planning, scoping, and prioritization of all capital projects. The document provides cost estimates, funding sources, phases, and timing of each project. Although the CIP has been developed to forecast capital needs over a five-year term, only the first year will be adopted. Dollars in the first year of the CIP will be allocated for spending, while the remaining four years are provided for planning purposes. Variables such as tax base, grant availability, priorities and sometimes, changes in regulatory requirements/mandates, make it difficult to definitively plan too far into the future. For this reason, the CIP is considered a dynamic program that is continually changing and being edited; however, this document is updated only once annually (concurrently with the Budget) as part of a City-wide planning process based on current goals and available finances.

The primary purpose of the CIP is to assist in the orderly implementation of the broad and comprehensive goals of the City’s Adopted General Plan. Prior to becoming a CIP project, each project is brought to the Planning Commission to verify consistency with policies found within the General Plan. As the foundation for the City of Arcata, the General Plan provides a vision of how the city will look, function, provide services and manage resources. The mechanism that the city uses to manage those assets and fulfill that vision, is the CIP.

The City of Arcata is constantly growing and developing and as a result, new assets are constructed each year. Over time, those assets begin to degrade resulting in the need for maintenance and/or repair. As one of the earliest cities in California, the city must continually work to replace its aging infrastructure. Although the CIP does not track the smaller day-to-day repairs, the larger repairs (or replacements) often make it into the CIP due to the amount of planning needed to finance larger capital improvement projects. For the purpose of planning and tracking however, future CIP’s will include projects which total cost is \$100,000 or more.



PROCESS

In general, the CIP is developed using the following process:

PROJECT SUBMISSION: The first step in developing the CIP is project submission. This “call for projects” generally happens early in the calendar year. Some projects arise solely from one department based on frequency of repairs, location, size and function while others are a result of a collaboration with multiple departments. Potential projects may develop based on a need, Council goals, growth, opportunity (such as grants), and sometimes, as a result of a new regulation or

mandate. Projects that make it into the CIP must be consistent with the City of Arcata's General Plan and have a funding source.

SCORING AND PRIORITIZATION: Once the projects have been added to the CIP, they are scored and evaluated in order to assist with the prioritization of funding. The overall score is based on three primary categories; General Importance; Need; and Timing. The scores are numerical in value with higher scores representing priority projects. And although projects are scored numerically, a higher score does not necessarily determine the level, or potential for funding for each fiscal year.

Below is a list of the General Importance category choices. This category is meant to identify the various reasons why many projects make it into the CIP. Some projects are required for health and safety, some for recreational purposes, and some for other reasons. Oftentimes, multiple reasons are a factor for why projects are created. Below are a list of "General Importance" factors for why projects are listed in the CIP. The factors in this category are listed in order from highest to lowest score with values ranging from 1 to 5. Because many projects make it to the CIP for multiple reasons, multiple factors (as applicable) may be selected. When more than one factor is selected, their combined values become the total score for this category. The factors below are selected if, "The project..."

- Is related to health and safety (5);
- Is necessary to maintain (or improve) an existing public service or desired level of standard (5);
- Is a regulatory or mandated requirement (4);
- Supports/encourages climate change adaptation (4);
- Has previous funding allocations and/or future grant opportunities (3);
- Aligns with adopted plans and policies of the city (3);
- Aligns with specific Council and/or Department goals (2);
- Has a social, cultural, or aesthetic benefit to the residents and visitors (2);
- Has the potential for generate revenue or provide a return on investment (2);
- Reduces energy consumption, operational or maintenance costs (1); and
- Has a regional benefit (1).

The next category is Need. This category has fewer choices and is intended to capture the need of the project as it relates to City operations. Similar to the previous category, the choices are listed in order from highest to lowest value with scores ranging from 2 to 8. Only one choice may be selected for this category.

- Asset is required for regular operations (8);
- Asset is needed for Emergency Operations (8);
- Operations are limited without asset (4); and
- Asset is optional (2).

The final category is Timing. This category helps to identify the timeframe in which the project needs to be completed. The choices are listed in order from highest to lowest value with scores ranging from 2 to 10. Only one choice can be selected for this category.

- Urgent: Cannot be delayed (10);
- Necessary: Needed within the next 3 years (8);
- Desirable: Needed within the next 4-6 years (6);

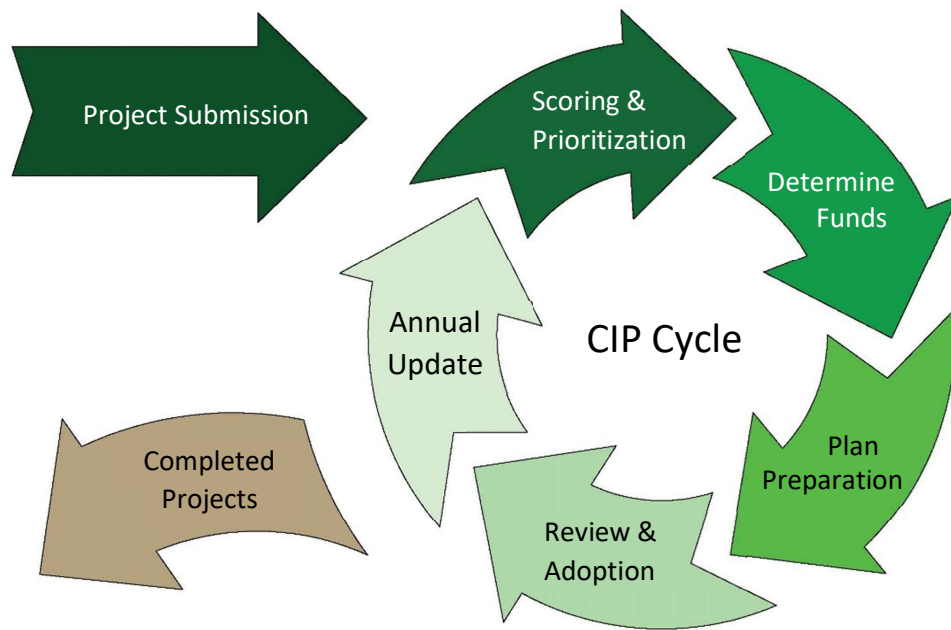
- Delayed/Deferrable: Needed within the next 7-10 years (4); and
- Developmental: Research or planning level project and/or construction (2).

The scores from each of the three categories are totaled and combined to give a final, overall score. Final scores with values ranging between 0 and 10 are considered “Low”, from 11 to 20, “Medium”, from 21 to 30 “High” and scores greater than 30, are considered to be a “Very High” priority.

DETERMINE FUNDING SOURCES/OPPORTUNITIES: The third step involves an analysis of possible funding sources. Depending on the size and nature of the proposed project, the funding may need to be combined using multiple revenue sources such as General Funds, taxes, enterprise funds, grants, and other possible funding sources and/or may need to be phased (or split) among multiple funding years.

PLAN PREPARATION: The next step in the process is to develop a project plan. Some projects require multiple phases for planning, public outreach, design, and construction. These phases can sometimes take many years from start to finish. An example of a project like this might be a large scale project that requires extensive planning and coordination with multiple entities, cultural and/or environmental studies, and extensive project costs (which often require allocations from multiple CIP cycles). Adversely, some projects do not require as much planning however, they often still require some level of design and construction. An example of this kind of project might be an annual rehabilitation project such as our annual paving project. In this case, there is usually only a single design/construction phase that is updated annually solely based on the location of the improvements and funds available. Regardless of which type of project involved, the plan preparation step considers the total project phasing needs from start to finish.

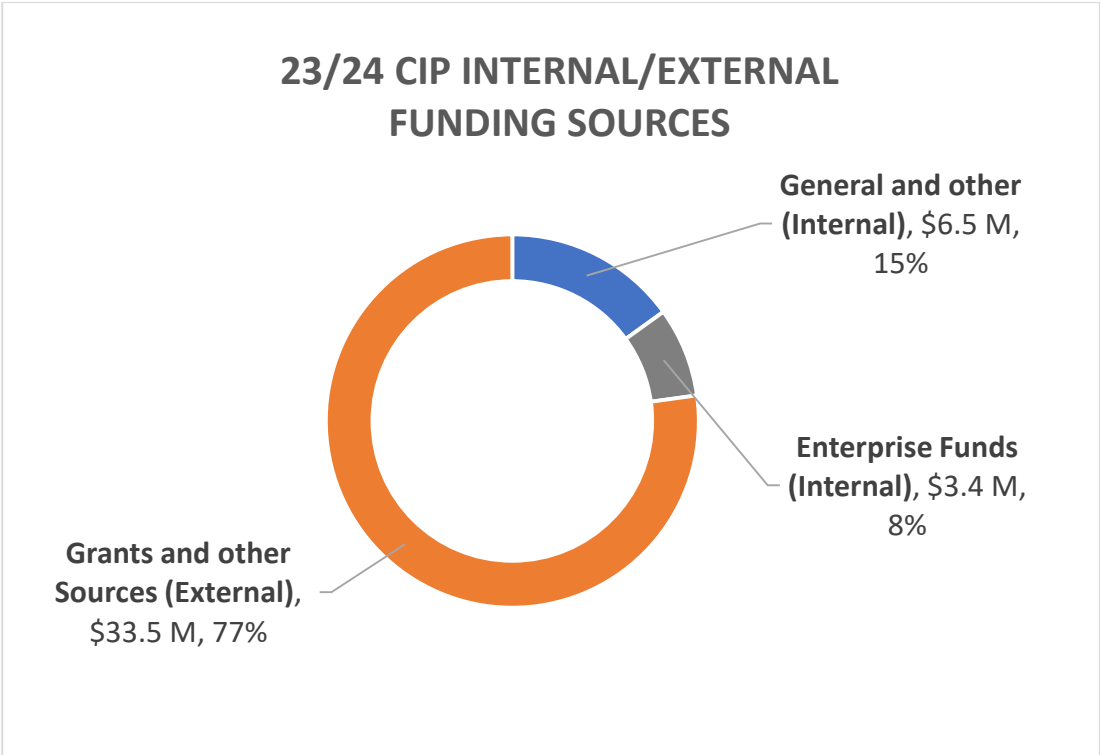
REVIEW AND ADOPTION: Once completed, the draft CIP is circulated to staff for review. At this stage, the proposed funding sources and amounts are verified with the proposed Budget and included in the Budget booklet to Council...for review and adopted.



CIP FUNDING SOURCES

Local government resources are by nature, limited and many funding sources are restricted in use and are often subject to discretionary State (or Local) appropriations. For this reason, the City of Arcata uses a combination of internal and external funding mechanisms. Thus far, the City has been successful in seeking out external funding sources which help make up the CIP budget. Below are various internal and external funding sources and amounts, which make up the majority of the CIP budget this fiscal year.

\$43.46 M
FY 23/24



Internal Sources

The following are the City’s major internal sources of funding for capital investment.

FUND 101 - THE GENERAL FUND (\$6.37 M): The General Fund is used to account for the general operations of the City such as Police, City Administration, etc. It is used to account for all financial resources, including property tax, sales tax, business license tax, transient occupancy tax, license and permits, fines and forfeits, except those required to be accounted for in another fund.

FUND 202 - OPEN SPACE, PARKS, TRAILS (\$143 K): Annual special parcel taxes are accumulated in this fund for acquisition, improvements and maintenance of City parks, trails, forest, and open spaces.

FUND 666 – STORMWATER DRAINAGE (\$25 K): There is currently no revenue source for this fund. Funds in this account have been transferred from other accounts for use on projects related to stormwater conveyance and/or treatment.

Internal Sources (Cont'd)

Enterprise Funds

Enterprise Funds account for the financing of services to the general public where all or a substantial portion of the costs involved are paid in the form of user charges or fees for such services. These funds are used for operational expenses and Capital projects only.

FUND 661 - WATER FUND (\$2.44 M): This fund is used to account for all revenue and expenses related to the operation and maintenance of the City's water system, including water system maintenance, and water treatment and distribution.

FUND 662 - WASTEWATER FUND (\$938 K): This fund is used to account for all income and expenses related to the operation and maintenance of the City's wastewater system, including wastewater collection, and wastewater treatment.

External Sources

The City continues to aggressively seek grants for a wide variety of projects and needs. Although grants are only available for specific purposes and are often competitive or cyclical, they represent a significant portion of the City's CIP funding. Grants are valuable to fund new improvements allowing internal funding to remain available for existing assets and often, necessary for matching or leveraging funding requirements for grants. The following are the City's major external sources of funding for capital investment.

FUND 207 - GAS TAX (\$225 K): These funds are used to account for monies received and expended from the State Gas Tax allocations. These monies are specified for work on street projects within the City.

FUND 208 - SB-1 (RMRA) (\$802 K): Fund used to account for monies received and expended from the State's Road Maintenance and Rehabilitation Account for respective street projects.

FUND 210 - STIP GRANT FUND (\$3.74 M): Grant funds from State Transportation Improvement Program are accounted for in this fund.

FUND 219 - ISTEAFUND (\$235 K): Streets and transit allocations of Federal Intermodal Surface Transportation Efficiency Act funds.

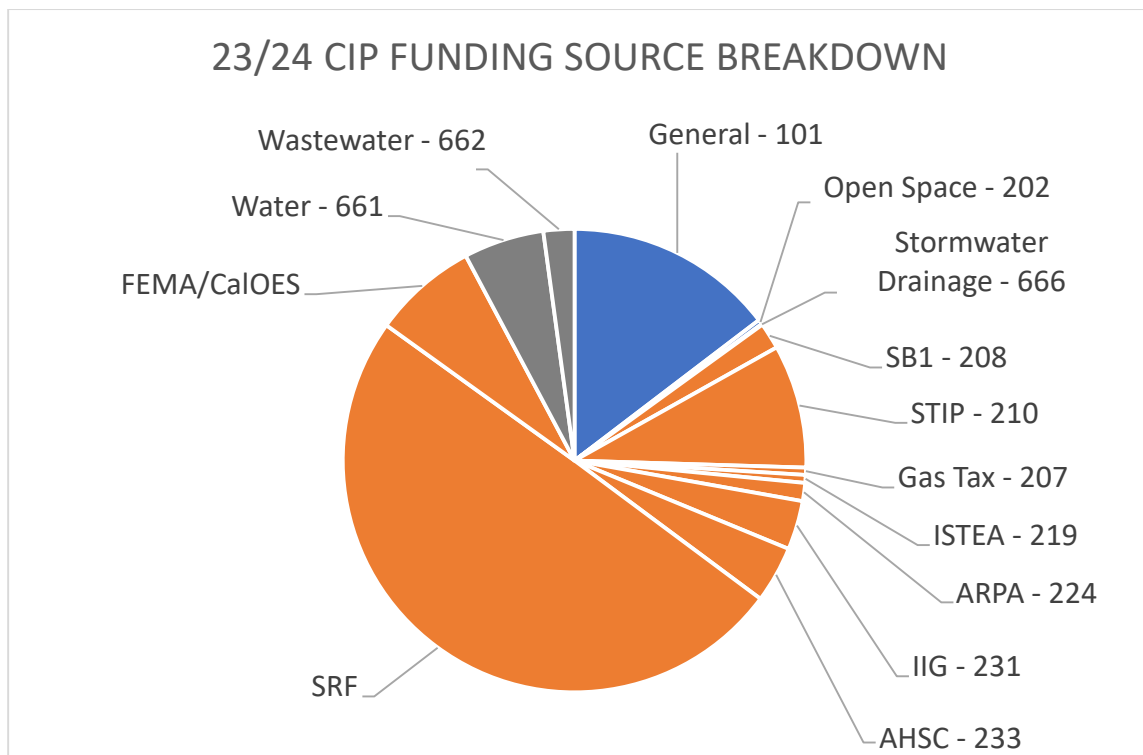
FUND 224 - ARPA FUND (\$555 K): Funds received related to the American Rescue Plan Act to support local governments in their response to and recovery from the COVID-19 public health emergency.

FUND 231 - INFILL INFRASTRUCTURE GRANT PROGRAM (IIG) (\$1.49 M): Grants from the Federal IIG Program that the City applies for and receives are budgeted and accounted for in this fund.

FUND 233 - AFFORDABLE HOUSING AND SUSTAINABLE COMMUNITIES PROGRAM (AHSC) (\$1.71 M): Grants from the Federal AHSC Program that the City applies for and receives are budgeted and accounted for in this fund.

CLEAN WATER STATE REVOLVING FUND (SRF - \$21.63 M): The Clean Water State Revolving Fund (CWSRF) program, through the State Water Resources Control Board, offers grants and low cost financing for a wide variety of water quality projects.

HAZARD MITIGATION GRANT PROGRAM (FEMA/CALOES - \$3.18 M): FEMA’s Hazard Mitigation Grant Program, Administered by CalOES, provides funding to state, local, tribal and territorial governments so they can develop hazard mitigation plans and rebuild in a way that reduces, or mitigates, future disaster losses in their communities. This grant funding is available after a presidentially declared disaster.



CIP PROJECT TYPES (ASSET CATEGORIES)

The CIP is divided into FIVE (5) asset categories based on project types and common funding sources. The following asset categories are detailed below.

WATER SUPPLY



The Water Supply asset category includes improvement, expansion and replacement of the City's potable water storage and distribution system. Projects may include, major repair or replacement of water mains and appurtenances, water storage tanks, booster pumps, and wells.

WASTEWATER



The Wastewater asset category includes improvement, expansion and replacement of the City's sewer treatment and collection system. Projects may include major repair or replacement of sewer mains and lift stations as well as facility improvements and upgrades at the wastewater treatment plant.

STREETS & STORMWATER



The Streets and Stormwater asset category include improvement, expansion and replacement of the City's street and stormwater system. Projects may include major repair or replacement of roadways, curb ramps, sidewalks, bicycle improvements, public parking facilities, stormwater culverts, inlets and other drainage conveyance facilities.

LAND & FACILITIES

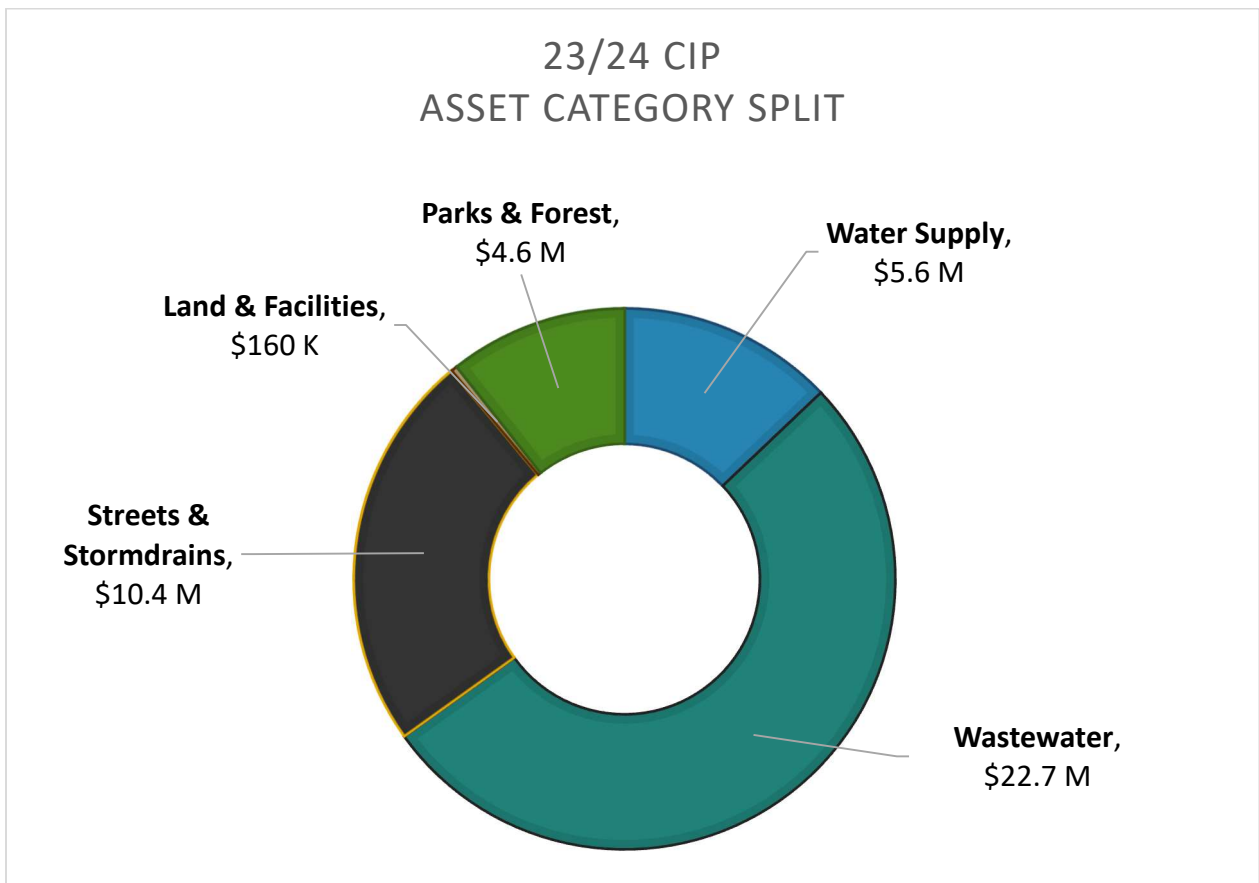


The Land and Facilities asset category include improvement, expansion and replacement of the City's real property and municipal buildings. Improvements may include, property acquisition, site clean-up/restoration, accessibility upgrades, major system, energy and emergency management upgrades.

PARKS & FOREST



The Parks and Forest asset category include improvement, expansion and replacement of the City's Park and community forest lands. Improvements may include, park upgrades, game courts and fields, trail and other recreational opportunities.



THIS PAGE IS INTENTIONALLY BLANK



YOUR TAX DOLLARS AT WORK!

CIP PROJECT UPDATES




UNDER CONSTRUCTION – IN PROGRESS

WATER SUPPLY

64-01 – Water Storage Zone 1: Tank 1C

- Project Description – Installation of a new one-million gallon potable water storage tank serving the area with the highest number of residents (Zone 1) . Project improvements include approximately 2,300 LF of water main, a new fire hydrant and site improvements needed to access the tank location.
- Project Cost - \$ 3.4 M
- Funding Source(s) – Infill & Infrastructure Grant (IIG) & Wastewater Funds



64-16 – Heindon Well

- Project Description – Rehabilitation and maintenance to prepare the well for emergency use when needed. New Piping/check valve, bushings, VFD, transducer
- Project Cost - \$ 40,000
- Funding Source(s) – Water Funds
- Contractor – Rich Drilling



UNDER CONSTRUCTION – IN PROGRESS (cont'd)

WASTEWATER


67-04 – WWTP Reconfiguration Project

- Project Description – Reconstruction of Phase 1 of the Wastewater Treatment Plant.
- Project Cost - \$ 52.5 M
- Funding Source(s) –SRF Grant & Wastewater Funds
- Contractor – Wahlund Construction



67-38 – I St Boat Launch


- Project Description – Construct a new kayak boat launch at the South I St parking lot.
- Project Cost - \$ 775 K
- Funding Source(s) –DBW Grant & Wastewater Funds
- Contractor – Mercer Fraser Construction



PARKS & FOREST

81-07 – Redwood Park Improvement Project Phase 1

- Project Description – Construction of a new playground area, accessible walkways, parking stall and a new bicycle pump track.
- Project Cost - \$ 1.6 M (Phase 1)
- Funding Source(s) –State Parks Grant, IIG, Parkland in Lieu, Open Space Tax
- Contractor – MCI Construction



UNDER CONSTRUCTION – IN PROGRESS (cont'd)

LAND & FACILITIES

21-03 – APD Radio Upgrades

- Project Description – Replacement of analog radios with digital radios to be compatible with regional emergency service agencies.
- Final Cost - \$ 1.06 M
- Funding Source(s) –ARPA & General Funds
- Contractor – Day Wireless




COMPLETED

WASTEWATER

65-12 – 10th St Sewer Improvement Project

- Project Description – Rehabilitation of approximately 450 LF of sewer main and a manhole on 10th St between L and N St.
- Final Cost - \$ 180 K
- Funding Source(s) –Wastewater Funds
- Contractor – MCI Construction



STREETS & STORMDRAINS

45-02 – 2022 Annual Paving Project

- Project Description – Annual rehabilitation of streets within the City of Arcata. This project included two individual grind and inlay and slurry projects that have been completed. The larger Annual Paving project is bidding.
- Final Cost - \$ 320 K +
- Funding Source(s) –Measure G
- Contractor – Kernan Construction (Grind and Inlay) and Dryco Construction (Slurry)



48-01 – 2022 Annual Sidewalk Project

- Project Description – Annual rehabilitation of sidewalks and curb ramps within the City of Arcata.
- Final Cost - \$ 0
- Funding Source(s) –Gas Tax and ARPA
- Contractor – RAO Construction



COMPLETED (cont'd)

PARKS & FOREST

81-23 – Shay Park Improvement Project Phase 2

- Project Description – Construction of a new fitness area and ping pong ball table.
- Final Cost - \$ 313 K
- Funding Source(s) –IIG Grant
- Contractor – Hooven Construction



87-02 – Arcata Ridge Trail: Fickle Hill Crossing

- Project Description – Construction of a new trail crossing on Fickle Hill Road
- Final Cost - \$ 80 K
- Funding Source(s) –Forest Fund
- Contractor – GRS Construction



LAND & FACILITIES

91-04 – Electrical Buses

- Project Description – Purchase of two new fully electric buses for transit.
- Final Cost - \$ 1.8 M
- Funding Source(s) –IIG Grant



THIS PAGE IS INTENTIONALLY BLANK

23/24 PROJECTS SUMMARY

WATER SUPPLY		
Project No.	Project Name	23/24 Funding
63-07	Citywide Steel Line Replacement	\$2,925,000
63-06	Plunkett Waterline Improvements	\$250,000
64-01	Water Storage Zone 1 - Tank 1C	\$2,370,373
64-09	Water Meters and Backflow Devices	\$25,000
64-16	Heindon Well	\$25,000
64-18	SCADA - Water	\$15,000
YEARLY TOTAL		\$5,610,373

WASTEWATER		
Project No.	Project Name	23/24 Funding
67-03	Acquire Potential Mitigation Parcel	\$18,000
65-12	Manhole Rehab/Sewer Collection System	\$150,000
65-14	Sewer Inflow & Infiltration Reduction (I&I)	\$4,050,000
67-04	WWTP Reconfiguration: Construction	\$17,580,000
67-38	South I Street Boat Launch	\$773,630
67-35	Levee Project to Protect WWTP	\$66,000
YEARLY TOTALS		\$22,687,630

STREETS & STORMWATER		
Project No.	Project Name	23/24 Funding
45-01	Old Arcata Road	\$4,538,477
45-02	Annual Pavement Management	\$2,366,598
45-10	Sunset - LK Wood Safety Improvement Project	\$213,657
45-11	Terrace Ave Roadway Improvements	\$125,000
45-12	8th and 9th Street Improvements	\$940,062
45-16	South G St Beautification	\$120,666
48-07	Rails with Trails: Annie & Mary Trail	\$334,784
48-21	Isaacson STI Improvement Project	\$1,711,381
51-13	Land Acquisition for Sea Level Rise Adaptation	\$25,000
YEARLY TOTALS		\$10,375,625

LAND & FACILITIES		
Project No.	Project Name	23/24 Funding
61-45	Corp Yard Building Upgrades	\$75,000
85-31	Arcata Community Center Upgrades	\$85,000
YEARLY TOTALS		\$160,000

PARKS & FOREST		
Project No.	Project Name	23/24 Funding
81-04	Carlson - Mad River Park - Trail	\$1,964,936
81-07	Redwood Park Improvements	\$2,336,290
81-27	Bloomfield Park	\$77,962
81-30	Arcata Ball Park Improvement Project	\$250,000
YEARLY TOTALS		\$4,629,188

THIS PAGE IS INTENTIONALLY BLANK



63-07 – Citywide Steel Line Replacement Project (Various Locations)



64-09 – Water Meters and Backflow Devices (Various Locations)



64-18- SCADA – Water (Various Locations)



64-16- Heindon Well



64-01- Water Storage Zone 1 – Tank 1C



63-06 - Plunkett Waterline Improvements (Jacoby Creek Water District)

LEGEND



Water Project

XX-XX

Project Number

WATER SUPPLY



THIS PAGE IS INTENTIONALLY BLANK

WATER SUPPLY

FIVE YEAR SUMMARY [EXPENDITURES]

PROJECT NAME & NUMBER		Total Project Cost (Today's Dollars)	(Thousands of Dollars)				
			Year 1	Year 2	Year 3	Year 4	Year 5
			23/24	24/25	25/26	26/27	27/28
63-07	Citywide Steel Line Replacement	\$7,500	\$2,925	\$4,575	\$0	\$0	\$0
63-06	Plunkett Waterline Improvements	\$1,250	\$250	\$1,000	\$0	\$0	\$0
64-01	Water Storage Zone 1 - Tank 1C	\$3,400	\$2,370	\$0	\$0	\$0	\$0
64-09	Water Meters and Backflow Devices	\$125	\$25	\$25	\$25	\$25	\$25
64-16	Heindon Well	\$40	\$25	\$0	\$0	\$0	\$0
64-18	SCADA - Water	\$75	\$15	\$15	\$15	\$0	\$0
YEARLY TOTALS		\$7,500	\$5,610	\$5,615	\$40	\$25	\$25

Note: Project costs are assumed to grow at a rate of approximately 3% each year.

PROJECT PRIORITIZATION

PROJECT NAME & NUMBER		Importance	Need	Timing	Total Score	Score Level
63-07	Citywide Steel Line Replacement	14	8	8	30	Very High
63-06	Plunkett Waterline Improvements	14	8	8	30	Very High
64-01	Water Storage Zone 1 - Tank 1C	16	8	8	32	Very High
64-09	Water Meters and Backflow Devices	5	8	8	21	High
64-16	Heindon Well	5	4	8	17	Medium
64-18	SCADA - Water	8	4	8	20	Medium

Note: The scoring criteria for the Project Prioritization is described in the Introduction

THIS PAGE IS INTENTIONALLY BLANK


Plunkett Waterline Improvements

63-06

Project Lead: J. Jewett
Project Type: One-Time

Project Department: Engineering
Priority Level: Very High

WATER SUPPLY



Removal and replacement of approximately 2,870 feet of watermain and associated pump station for the Jacoby Creek Water District (JCWD) system. Project improvements include a new generator, booster station, electrical and controller upgrades.

Justification:

Manage the City's potable water supply, maintain water quality, maintain and repair water delivery system.

Comments/Notes:

\$250,000 was allocated for design in FY22/23. A Request for Qualifications (RFQ) for design services went out in 3/23. Construction is planned to begin in the summer of 2024.

EXPENDITURE TYPE(S)	(Thousands of Dollars)						Five Year Total
	Previous Years	Year 1	Year 2	Year 3	Year 4	Year 5	
		23/24	24/25	25/26	26/27	27/28	
Planning		\$0	\$0	\$0	\$0	\$0	\$0
Design		\$250	\$0	\$0	\$0	\$0	\$250
Construction		\$0	\$1,000	\$0	\$0	\$0	\$1,000
EXPENDITURE TOTALS	\$0	\$250	\$1,000	\$0	\$0	\$0	\$1,250
REVENUE(S)							
Grant - FEMA's HMGP	\$250	\$250	\$1,000	\$0	\$0	\$0	\$1,250
		\$0	\$0	\$0	\$0	\$0	\$0
		\$0	\$0	\$0	\$0	\$0	\$0
REVENUE TOTALS	\$250	\$250	\$1,000	\$0	\$0	\$0	\$1,250

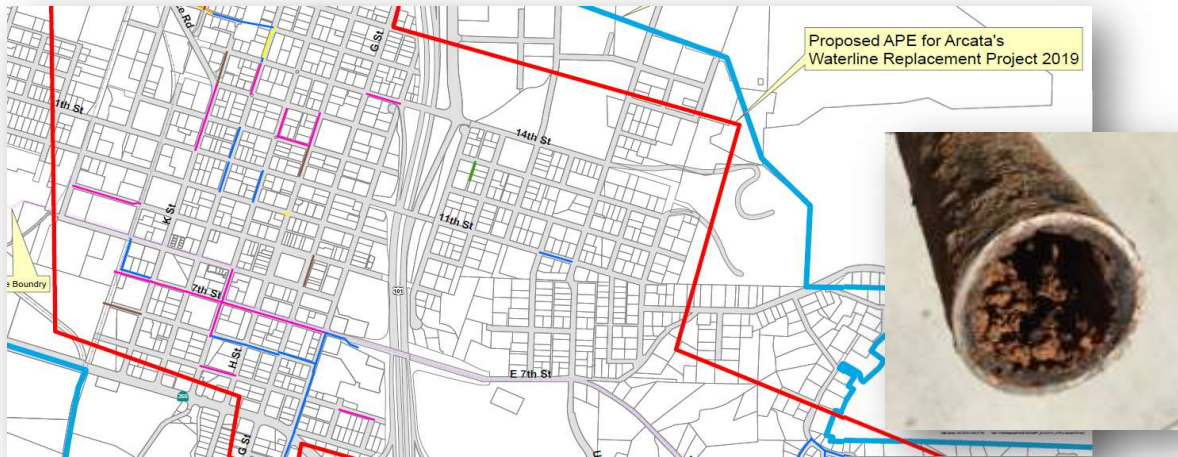
Citywide Steel Line Replacement

63-07

Project Lead: D. Caisse
Project Type: One-Time

Project Department: Engineering
Priority Level: Very High

WATER SUPPLY



Removal and replacement of approx. 33,600 LF of aging steel water main within the City of Arcata's Water Service Area (WAS). In addition to the new main, this project included, approx. 300 new valves, 680 laterals and 700 meter boxes.

Justification:

Many of the steel waterlines have exceeded their useful lifetimes resulting in breakes or failures. Currently staff repair five to 10 defects per year and expect the numbers to increase drastically over the next 20 years.

Comments/Notes:

\$2,500,000 was allocated for construction in FY22/23 and will be rebudgeted for FY23/24. The design is underway and expected to be completed by fall 2023 with construction planned in the summer of 2024.

EXPENDITURE TYPE(S)	(Thousands of Dollars)						Five Year Total
	Previous Years	Year 1	Year 2	Year 3	Year 4	Year 5	
		23/24	24/25	25/26	26/27	27/28	
Planning		\$0	\$0	\$0	\$0	\$0	\$0
Design		\$0	\$0	\$0	\$0	\$0	\$0
Construction		\$2,925	\$4,575	\$0	\$0	\$0	\$7,500
EXPENDITURE TOTALS	\$0	\$2,925	\$4,575	\$0	\$0	\$0	\$7,500
REVENUE(S)							
Grant/Loan - DWSRF	\$2,500	\$2,925	\$4,575	\$0	\$0	\$0	\$7,500
Water Funds		\$0	\$0	\$0	\$0	\$0	\$0
		\$0	\$0	\$0	\$0	\$0	\$0
REVENUE TOTALS	\$2,500	\$2,925	\$4,575	\$0	\$0	\$0	\$7,500

Water Storage Zone 1 - Tank 1C

64-01

Project Lead: D.Caisse
Project Type: One-Time

Project Department: Engineering
Priority Level: Very High

WATER SUPPLY



Installation of a new one-million gallon potable water storage tank serving the area with the highest number of residents (Zone 1) . Project improvements include approximately 2,300 LF of water main, a new fire hydrant and site improvements needed to access the tank location.

Justification:

This will bennefit the City through enhanced potable water , wastewater and fire protection services for the period immediately following a major eqrthquake or fire event.

Comments/Notes:

Construction for the tank and site improvements are underway and expected to be completed in the fall of 2023.

EXPENDITURE TYPE(S)	(Thousands of Dollars)						Five Year Total
	Previous Years	Year 1	Year 2	Year 3	Year 4	Year 5	
		23/24	24/25	25/26	26/27	27/28	
Planning		\$0	\$0	\$0	\$0	\$0	\$0
Design		\$0	\$0	\$0	\$0	\$0	\$0
Construction		\$2,370	\$0	\$0	\$0	\$0	\$2,370
EXPENDITURE TOTALS	\$0	\$2,370	\$0	\$0	\$0	\$0	\$2,370
REVENUE(S)							
Water Funds	\$200	\$2,370	\$0	\$0	\$0	\$0	\$2,370
IIG	\$1,074	\$0	\$0	\$0	\$0	\$0	\$0
		\$0	\$0	\$0	\$0	\$0	\$0
REVENUE TOTALS	\$1,274	\$2,370	\$0	\$0	\$0	\$0	\$2,370

Water Meters and Backflow Devices

64-09

Project Lead: D.Culbert
Project Type: Annual

Project Department: Environmental Services
Priority Level: High

WATER SUPPLY



Change out old water meters with new Meters and encoders

Justification:
 Streamline the meter

Comments/Notes:
 We would like to be able to replace around 200 meters per cycle. We also have to take into account new construction projects and order meters for those

EXPENDITURE TYPE(S)	(Thousands of Dollars)						Five Year Total
	Prior Year	Year 1	Year 2	Year 3	Year 4	Year 5	
		23/24	24/25	25/26	26/27	27/28	
Planning		\$0	\$0	\$0	\$0	\$0	\$0
Design		\$0	\$0	\$0	\$0	\$0	\$0
Construction	\$25	\$25	\$25	\$25	\$25	\$25	\$125
EXPENDITURE TOTALS	\$25	\$25	\$25	\$25	\$25	\$25	\$125
REVENUE(S)							
Water Funds	\$25	\$25	\$25	\$25	\$25	\$25	\$125
		\$0	\$0	\$0	\$0	\$0	\$0
		\$0	\$0	\$0	\$0	\$0	\$0
REVENUE TOTALS	\$25	\$25	\$25	\$25	\$25	\$25	\$125

Heindon Well

64-16

Project Lead: D.Culbert
Project Type: One-Time

Project Department: Environmental Services
Priority Level: Medium

WATER SUPPLY



Rehabilitation and maintenance to prepare the well for emergency use when needed. New Piping/check valve, bushings, VFD, transducer

Justification:

The well is not producing efficiently and discharges heavy iron and manganese concentrations as well as high turbidity. The well could be a redundant provider of water for the system in an emergency but the casing and screens need to be brushed and Air Lifted as well as a drawdown test performed.

Comments/Notes:

\$15,000 was allocated for well maintenance in FY22/23.

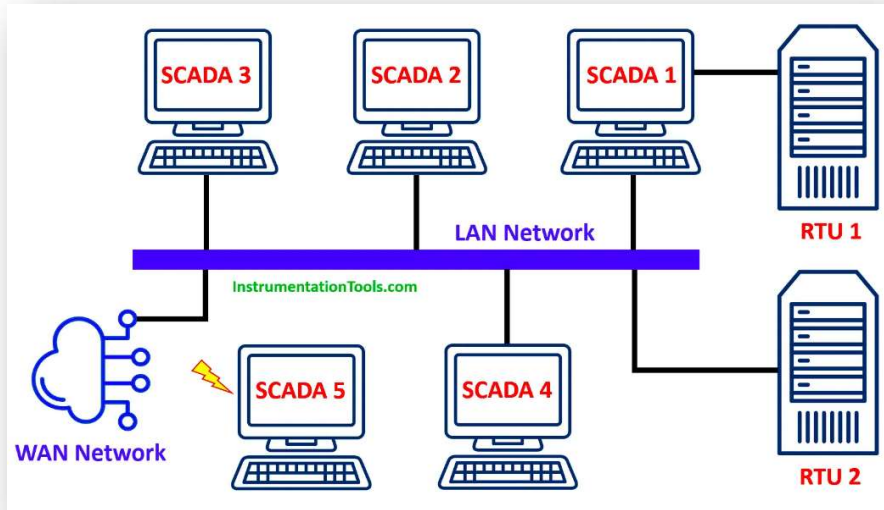
EXPENDITURE TYPE(S)	(Thousands of Dollars)						Five Year Total
	Previous Years	Year 1	Year 2	Year 3	Year 4	Year 5	
		23/24	24/25	25/26	26/27	27/28	
Planning		\$0	\$0	\$0	\$0	\$0	\$0
Design		\$0	\$0	\$0	\$0	\$0	\$0
Construction	\$15	\$25	\$0	\$0	\$0	\$0	\$25
EXPENDITURE TOTALS	\$15	\$25	\$0	\$0	\$0	\$0	\$25

REVENUE(S)							
Water Funds	\$15	\$25	\$0	\$0	\$0	\$0	\$25
		\$0	\$0	\$0	\$0	\$0	\$0
		\$0	\$0	\$0	\$0	\$0	\$0
REVENUE TOTALS	\$15	\$25	\$0	\$0	\$0	\$0	\$25

Project Lead: D.Culbert
Project Type: Annual

Project Department: Environmental Services
Priority Level: Medium

WATER SUPPLY



Upgrading our water sites from the old 1980's SCADA technology to the new SCADA technology. Need to upgrade Boosters 1, 2, 3, 5, and 8; Tanks 6, 7, and 14; and Alliance Intertie

Justification:

Our aging water system control infrastructure is slowly failing. Unfortunately, the control technologies we use at sites 1,2,3,5,6,7,8, and 14 have no available replacement. Our only option is to upgrade those sites with modern equipment

Comments/Notes:

\$30,000 was allocated for SCADA system improvements/maintenance in FY22/23.

EXPENDITURE TYPE(S)	(Thousands of Dollars)						Five Year Total
	Prior Year	Year 1	Year 2	Year 3	Year 4	Year 5	
	23/24	24/25	25/26	26/27	27/28		
Planning		\$0	\$0	\$0	\$0	\$0	\$0
Design		\$0	\$0	\$0	\$0	\$0	\$0
Construction	\$30	\$15	\$15	\$15	\$0	\$0	\$45
EXPENDITURE TOTALS	\$30	\$15	\$15	\$15	\$0	\$0	\$45
REVENUE(S)							
Water Funds	\$30	\$15	\$15	\$15	\$0	\$0	\$45
		\$0	\$0	\$0	\$0	\$0	\$0
		\$0	\$0	\$0	\$0	\$0	\$0
REVENUE TOTALS	\$30	\$15	\$15	\$15	\$0	\$0	\$45



65-12 – Annual Manhole Rehab/Sewer Collection System (Various Locations)



65-14 – Sewer Inflow & Infiltration (I&I) Reduction Project (Various Locations)



67-04 – WWTP Reconfiguration



67-38 – I St Boat Launch




67-03 – Reconfigure March #7/Acquire Potential Mitigation Parcel



67-35 – Levee Project to Protect WWTP

LEGEND

 Wastewater Project

XX-XX Project Number

WASTEWATER



THIS PAGE IS INTENTIONALLY BLANK

WASTEWATER

FIVE YEAR SUMMARY [EXPENDITURES]

PROJECT NAME & NUMBER		Total Project Cost (Today's Dollars)	(Thousands of Dollars)				
			Year 1	Year 2	Year 3	Year 4	Year 5
			23/24	24/25	25/26	26/27	27/28
67-03	Acquire Potential Mitigation Parcel	\$418	\$18	\$400	\$0	\$0	\$0
65-12	Manhole Rehab/Sewer Collection System	\$600	\$0	\$300	\$0	\$300	\$0
65-14	Sewer Inflow & Infiltration Reduction (I&I)	\$4,050	\$4,050	\$0	\$0	\$0	\$0
67-04	WWTP Reconfiguration: Construction	\$52,000	\$17,580	\$18,000	\$7,000	\$0	\$0
67-38	South I Street Boat Launch	\$774	\$774	\$0	\$0	\$0	\$0
67-35	Levee Project to Protect WWTP	\$436	\$66	\$370	\$0	\$0	\$0
YEARLY TOTALS		\$418	\$22,488	\$19,070	\$7,000	\$300	\$0

Note: Project costs are assumed to grow at a rate of approximately 3% each year.

WASTEWATER

PROJECT PRIORITIZATION

PROJECT NAME & NUMBER		Importance	Need	Timing	Total Score	Score Level
67-03	Acquire Potential Mitigation Parcel	11	8	6	25	High
65-12	Manhole Rehab/Sewer Collection System	11	8	6	25	High
65-14	Sewer Inflow & Infiltration Reduction (I&I)	11	8	10	29	High
67-04	WWTP Reconfiguration: Construction	17	8	10	35	Very High
67-38	South I Street Boat Launch	6	4	8	18	Medium
67-35	Levee Project to Protect WWTP	16	8	8	32	Very High

Note: The scoring criteria for the Project Prioritization is described in the Introduction

THIS PAGE IS INTENTIONALLY BLANK

Manhole Rehab/Sewer Collection System

65-12

Project Lead: D.Caisse
Project Type: Annual

Project Department: Engineering
Priority Level: High



Annual Manhole and sewer line rehabilitation/replacement project. Typical projects may include cleaning and coating the inside of manholes or lift stations (to reduce I&I), and/or reconstruction of portions of our sewer system to repair damaged sections or correct problems which require regular maintenance.

Justification:

These projects are required to keep the City's sewer system functioning and reduce problem areas that have the potential for sanitary sewer overflows and/or maintenance.

Comments/Notes:

Although funding is allocated annually, money may be rolled forward and combined with future allocations in order to fund larger projects and/or extend the amount of work in order to benefit from the economy of scale.

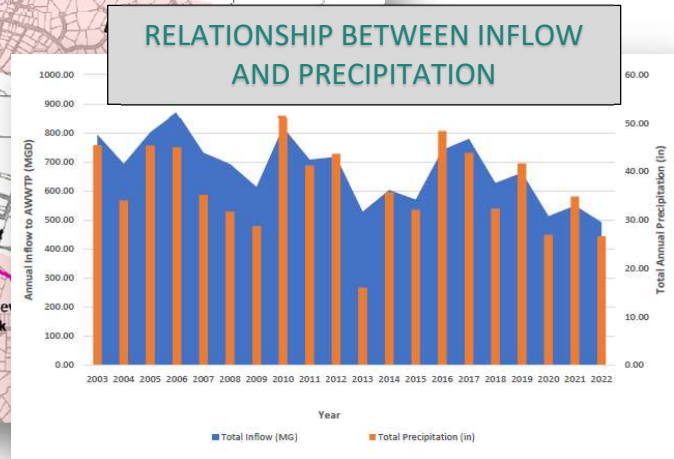
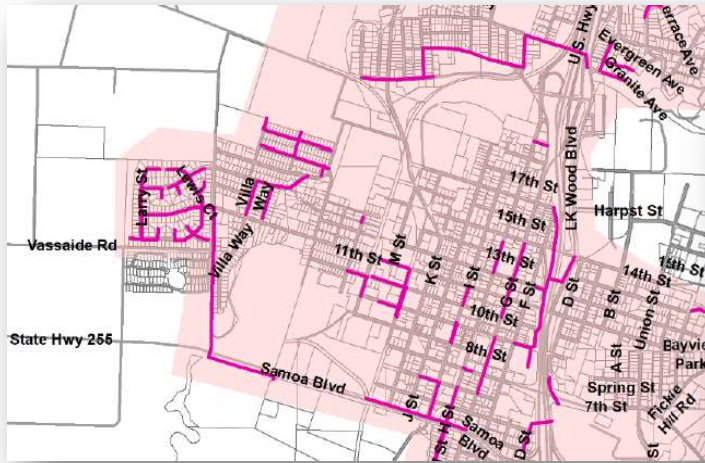
EXPENDITURE TYPE(S)	<i>(Thousands of Dollars)</i>						Five Year Total
	Prior Year	Year 1	Year 2	Year 3	Year 4	Year 5	
		23/24	24/25	25/26	26/27	27/28	
Planning		\$0	\$0	\$0	\$0	\$0	\$0
Design		\$0	\$0	\$0	\$0	\$0	\$0
Construction	\$180	\$0	\$300	\$0	\$300	\$0	\$600
EXPENDITURE TOTALS	\$180	\$0	\$300	\$0	\$300	\$0	\$600
REVENUE(S)							
Wastewater Funds	\$180	\$150	\$150	\$150	\$150	\$150	\$750
		\$0	\$0	\$0	\$0	\$0	\$0
		\$0	\$0	\$0	\$0	\$0	\$0
REVENUE TOTALS	\$180	\$150	\$150	\$150	\$150	\$150	\$750

Sewer Inflow & Infiltration Reduction (I&I)

65-14

Project Lead: D. Caisse
Project Type: One-Time

Project Department: Engineering
Priority Level: High



WASTEWATER

This is a citywide sewer main rehabilitation project to reduce stormwater Inflow & Infiltration (I&I) into our sewer system. This project includes, approximately 75,478 linear feet of sewer lining and lateral replacement, 12,313 feet of trench excavation and 253 lower lateral replacements.

Justification:

Based on WWTP operating costs as compared to inflows, it is estimated that it costs the City approx. \$3.42 M to treat the 114 million gallons (MG) of I&I that enters our system each year. According to a similar project completed in 2018, this project has the potential to reduce this number by nearly 50 MG.

Comments/Notes:

\$50,000 was allocated for Planning/Environmental in FY22/23 (resulting in a Notice of Exemption - Filed 1/24/23). The design is underway and expected to be completed by summer of 2023 with construction planned in the 2024.

EXPENDITURE TYPE(S)	(Thousands of Dollars)						Five Year Total
	Previous Years	Year 1	Year 2	Year 3	Year 4	Year 5	
		23/24	24/25	25/26	26/27	27/28	
Planning	\$50	\$0	\$0	\$0	\$0	\$0	\$0
Design		\$0	\$0	\$0	\$0	\$0	\$0
Construction		\$4,050	\$10,000	\$0	\$0	\$0	\$14,050
EXPENDITURE TOTALS	\$50	\$4,050	\$10,000	\$0	\$0	\$0	\$14,050
REVENUE(S)							
Grant - CWSRF		\$4,050	\$10,000	\$0	\$0	\$0	\$14,050
Wastewater Funds	\$50	\$0	\$0	\$0	\$0	\$0	\$0
		\$0	\$0	\$0	\$0	\$0	\$0
REVENUE TOTALS	\$50	\$4,050	\$10,000	\$0	\$0	\$0	\$14,050

Acquire Potential Mitigation Parcel

67-03

Project Lead: E. Benvie
Project Type: One-Time

Project Department: Environmental Services
Priority Level: High



WASTEWATER

Acquisition of an approximately one-acre parcel and public access easement from Samoa Blvd to provide expanded public access and future mitigation opportunities

Justification:

Securing this public access was the last outstanding Special Condition for the McDaniel Slough Restoration Project Coastal Development Permit. Additionally, City may seek future mitigation opportunities associated with future wastewater improvements

Comments/Notes:

EXPENDITURE TYPE(S)	(Thousands of Dollars)						Five Year Total
	Previous Years	Year 1	Year 2	Year 3	Year 4	Year 5	
		23/24	24/25	25/26	26/27	27/28	
Planning	\$3	\$18	\$0	\$0	\$0	\$0	\$18
Design		\$0	\$0	\$0	\$0	\$0	\$0
Construction		\$0	\$400	\$0	\$0	\$0	\$400
EXPENDITURE TOTALS	\$3	\$18	\$400	\$0	\$0	\$0	\$418
REVENUE(S)							
Wastewater Funds		\$18	\$400	\$0	\$0	\$0	\$418
		\$0	\$0	\$0	\$0	\$0	\$0
		\$0	\$0	\$0	\$0	\$0	\$0
REVENUE TOTALS	\$0	\$18	\$400	\$0	\$0	\$0	\$418

WWTP Reconfiguration: Construction

67-04

Project Lead: J. Jewett
Project Type: One-Time

Project Department: Engineering
Priority Level: Very High



WASTEWATER

Upgrades to the Wastewater Treatment Facility to update aging infrastructure. Proposed upgrades include oxidation pond and wetland treatment system improvements, construction of a parallel oxidation ditch treatment system, construction of an Ultraviolet (UV) disinfection system, and an updated facility configuration .

Justification:

The project is required in order to comply with the requirements of the Regional Water Quality Control Board Order No 1-2019-0006.

Comments/Notes:

EXPENDITURE TYPE(S)	<i>(Thousands of Dollars)</i>						Five Year Total
	Previous Years	Year 1	Year 2	Year 3	Year 4	Year 5	
		23/24	24/25	25/26	26/27	27/28	
Planning		\$0	\$0	\$0	\$0	\$0	\$0
Design	\$1,540	\$0	\$0	\$0	\$0	\$0	\$0
Construction	\$12,000	\$17,580	\$18,000	\$7,000	\$0	\$0	\$42,580
EXPENDITURE TOTALS	\$13,540	\$17,580	\$18,000	\$7,000	\$0	\$0	\$42,580
REVENUE(S)							
Grant - SRF	\$51,495	\$17,580	\$18,000	\$7,000	\$0	\$0	\$42,580
Wastewater Funds		\$0	\$0	\$0	\$0	\$0	\$0
		\$0	\$0	\$0	\$0	\$0	\$0
REVENUE TOTALS	\$51,495	\$17,580	\$18,000	\$7,000	\$0	\$0	\$42,580

Levee Project to Protect WWTP

67-35

Project Lead: J. Jewett
Project Type: One-Time

Project Department: Engineering
Priority Level: Very High



WASTEWATER

Phase One of the project includes preliminary engineering design, preliminary geotechnical investigation, and relevant environmental review to complete CEQA and NEPA. Phase Two will include final plans and specs and Phase Three will entail constructed augmentation of the level around the Arcata Wastewater Treatment Facility.

Justification:

The project will ensure the integrity of the City’s wastewater treatment facility (AWTF) from 100-year flooding events and sea level rise; protect the water quality of the Humboldt Bay; protect the City’s property and infrastructure

Comments/Notes:

EXPENDITURE TYPE(S)	(Thousands of Dollars)						Five Year Total
	Previous Years	Year 1 23/24	Year 2 24/25	Year 3 25/26	Year 4 26/27	Year 5 27/28	
	Planning	\$3	\$66	\$200	\$0	\$0	
Design		\$0	\$170	\$0	\$0	\$0	\$170
Construction		\$0	\$0	\$0	\$0	\$0	\$0
EXPENDITURE TOTALS	\$3	\$66	\$370	\$0	\$0	\$0	\$436
REVENUE(S)							
Grant - SRF		\$66	\$200	\$0	\$0	\$0	\$266
Wastewater Funds		\$0	\$170	\$0	\$0	\$0	\$170
		\$0	\$0	\$0	\$0	\$0	\$0
REVENUE TOTALS	\$0	\$66	\$370	\$0	\$0	\$0	\$436

South I Street Boat Launch

67-38

Project Lead: M. Sefcik
Project Type: One-Time

Project Department: Environmental Services
Priority Level: Medium



WASTEWATER

Installation of a new non-motorized boat launch on South I Street and improved parking

Justification:

Ensure safe coast access for non-motorized boat launching into Humboldt Bay

Comments/Notes:

EXPENDITURE TYPE(S)	<i>(Thousands of Dollars)</i>						Five Year Total
	Previous Years	Year 1	Year 2	Year 3	Year 4	Year 5	
		23/24	24/25	25/26	26/27	27/28	
Planning	\$11	\$0	\$0	\$0	\$0	\$0	\$0
Design	\$55	\$0	\$0	\$0	\$0	\$0	\$0
Construction		\$774	\$0	\$0	\$0	\$0	\$774
EXPENDITURE TOTALS	\$66	\$774	\$0	\$0	\$0	\$0	\$774
REVENUE(S)							
Boating and Waterways Grant		\$546	\$0	\$0	\$0	\$0	\$546
ARPA		\$120	\$0	\$0	\$0	\$0	\$120
Wastewater Funds		\$108	\$0	\$0	\$0	\$0	\$108
REVENUE TOTALS	\$0	\$774	\$0	\$0	\$0	\$0	\$774



41-02 – Annual Pavement Management (Various Locations) Calville



48-01 – Annual Sidewalk and Accessibility Improvement Project (Various Locations)



48-21 – Isaacson STI Improvement Project (Various Locations)



48-07 – Rails with Trails: Annie & Mary Trail



45-11 – Terrace Ave Roadway Improvements



41-10 – Sunset – LK Wood Safety Improvement Project



45-12 – 8th and 9th Street Improvements



45-16 – South G St Beautification



45-01 – Old Arcata Road

LEGEND



Street Project



Stormwater Project

XX-XX

Project Number

STREETS & STORMWATER



THIS PAGE IS INTENTIONALLY BLANK

STREETS & STORMWATER

FIVE YEAR SUMMARY [EXPENDITURES]

PROJECT NAME & NUMBER		Cost (Today's Dollars)	(Thousands of Dollars)				
			Year 1	Year 2	Year 3	Year 4	Year 5
			23/24	24/25	25/26	26/27	27/28
45-01	Old Arcata Road	\$4,538	\$4,538	\$0	\$0	\$0	\$0
45-02	Annual Pavement Management	\$8,967	\$2,367	\$1,500	\$1,600	\$1,700	\$1,800
45-10	Sunset - LK Wood Safety Improvement Project	\$214	\$214	\$0	\$0	\$0	\$0
45-11	Terrace Ave Roadway Improvements	\$125	\$125	\$0	\$0	\$0	\$0
45-12	8th and 9th Street Improvements	\$940	\$940	\$0	\$0	\$0	\$0
45-16	South G St Beautification	\$421	\$121	\$300	\$0	\$0	\$0
48-07	Rails with Trails: Annie & Mary Trail	\$7,599	\$335	\$260	\$7,004	\$0	\$0
48-21	Isaacson STI Improvement Project	\$1,711	\$669	\$1,042	\$0	\$0	\$0
51-13	Land Acquisition for Sea Level Rise Adaptation	\$2,025	\$25	\$0	\$2,000	\$0	\$0
YEARLY TOTALS		\$26,540	\$9,373	\$3,102	\$10,604	\$1,700	\$1,800

Note: Project costs are assumed to grow at a rate of approximately 3% each year.

PROJECT PRIORITIZATION

PROJECT NAME & NUMBER		Importance	Need	Timing	Total Score	Score Level
45-01	Old Arcata Road	14	8	8	30	Very High
45-02	Annual Pavement Management	7	8	4	19	Medium
45-10	Sunset - LK Wood Safety Improvement Project	15	8	6	29	High
45-11	Terrace Ave Roadway Improvements	10	8	4	22	High
45-12	8th and 9th Street Improvements	15	8	4	27	High
45-16	South G St Beautification	4	2	4	10	Low
48-07	Rails with Trails: Annie & Mary Trail	15	4	8	27	High
48-21	Isaacson STI Improvement Project	12	8	8	28	High
51-13	Land Acquisition for Sea Level Rise Adaptation	9	4	4	17	Medium

Note: The scoring criteria for the Project Prioritization is described in the Introduction

THIS PAGE IS INTENTIONALLY BLANK

Old Arcata Road

45-01

Project Lead: J. Jewett
Project Type: One-Time

Project Department: Engineering
Priority Level: Very High



Roadway, bicycle and pedestrian improvements on Old Arcata Road between Buttermilk Road and Jakoby Creek Road. Improvements include a roundabout at Jakoby Creek Road, widened Class II bike lanes, improved pedestrian paths, traffic calming and drainage improvements.

STREETS & STORMWATER

Justification:

Old Arcata Road is an important access route to schools, the post office and unincorporated areas of the County. The project will not only improve the condition of the road (which is currently evaluated as "poor" with regard to Pavement Condition), the project will provide additional pedestrian, bicycle and motorist safety

Comments/Notes:

EXPENDITURE TYPE(S)	(Thousands of Dollars)						Five Year Total
	Previous Years	Year 1	Year 2	Year 3	Year 4	Year 5	
		23/24	24/25	25/26	26/27	27/28	
Planning		\$0	\$0	\$0	\$0	\$0	\$0
Design		\$0	\$0	\$0	\$0	\$0	\$0
Construction		\$4,538	\$0	\$0	\$0	\$0	\$4,538
EXPENDITURE TOTALS	\$0	\$4,538	\$0	\$0	\$0	\$0	\$4,538
REVENUE(S)							
STIP/HIP	\$206	\$3,229	\$0	\$0	\$0	\$0	\$3,229
SB1		\$460	\$0	\$0	\$0	\$0	\$460
General Fund		\$850	\$0	\$0	\$0	\$0	\$850
REVENUE TOTALS	\$206	\$4,538	\$0	\$0	\$0	\$0	\$4,538

Annual Pavement Management

45-02

Project Lead: D. Caisse
Project Type: Annual

Project Department: Engineering
Priority Level: Medium



Annual roadway, bicycle and pedestrian improvements throughout the City of Arcata. Oftentimes, this project is split into smaller projects to allow for various different components to be performed independently (i.e. Striping and Marking, Slurry/Surface Treatment, and Pavement Rehabilitation Projects).

STREETS & STORMWATER

Justification:

These projects are required to preserve the condition of City's network of roads.

Comments/Notes:

EXPENDITURE TYPE(S)	(Thousands of Dollars)						Five Year Total
	Prior Year	Year 1	Year 2	Year 3	Year 4	Year 5	
	23/24	24/25	25/26	26/27	27/28		
Planning		\$0	\$0	\$0	\$0	\$0	\$0
Design		\$0	\$0	\$0	\$0	\$0	\$0
Construction	\$1,842	\$2,367	\$1,500	\$1,600	\$1,700	\$1,800	\$8,967
EXPENDITURE TOTALS	\$1,842	\$2,367	\$1,500	\$1,600	\$1,700	\$1,800	\$8,967
REVENUE(S)							
ISTEA/Gas Tax/SB-1	\$557	\$677	\$500	\$600	\$700	\$800	\$3,277
General Fund	\$935	\$1,340	\$1,000	\$1,000	\$1,000	\$1,000	\$5,340
ARPA	\$350	\$350	\$0	\$0	\$0	\$0	\$350
REVENUE TOTALS	\$1,842	\$2,367	\$1,500	\$1,600	\$1,700	\$1,800	\$8,967

Sunset - LK Wood Safety Improvement Project

45-10

Project Lead: N. Kahtri
Project Type: One-Time

Project Department: Engineering
Priority Level: High



Improvements to the intersection of Sunset Avenue and LK Wood Boulevard to improve safety for motorists, bicyclists and pedestrians. Intersection improvement alternatives include a roundabout or raised islands.

STREETS & STORMWATER

Justification:

Many large housing developments have been constructed or are planned in the Sunset/Alliance neighborhoods and traffic volumes are already high, especially when CalPoly is in session. Improvements are needed to improve safety and reduce confusion while maneuvering through the intersection.

Comments/Notes:


EXPENDITURE TYPE(S)	(Thousands of Dollars)						Five Year Total
	Previous Years	Year 1 23/24	Year 2 24/25	Year 3 25/26	Year 4 26/27	Year 5 27/28	
Planning	\$500	\$0	\$0	\$0	\$0	\$0	\$0
Design		\$214	\$0	\$0	\$0	\$0	\$214
Construction		\$0	\$0	\$0	\$0	\$0	\$0
EXPENDITURE TOTALS	\$500	\$214	\$0	\$0	\$0	\$0	\$214
REVENUE(S)							
General Funds	\$150	\$40	\$0	\$0	\$0	\$0	\$40
STIP	\$500	\$173	\$0	\$0	\$0	\$0	\$173
		\$0	\$0	\$0	\$0	\$0	\$0
REVENUE TOTALS	\$650	\$214	\$0	\$0	\$0	\$0	\$214

Terrace Ave Roadway Improvements

45-11

Project Lead: D. Caisse
Project Type: One-Time

Project Department: Engineering
Priority Level: High



LACO		BORING NUMBER BH-1	
CLIENT: City of Agawam PROJECT NUMBER: 2302-03 DATE BY ORDER: 03/21/23 DRILLING CONTRACTOR: JRM Drilling LOGGED BY: JRM NOTES:		PROJECT NAME: City of Agawam, Sewer/Stormwater Division PROJECT LOCATION: Terrace Avenue, Agawam, CT GROUND ELEVATION: 101.7 (TS) HOLE REF: 1 (TS) GROUND WATER LEVEL: AT TIME OF DRILLING: AFTER DRILLING:	
DEPTH (FEET)	SOIL TYPE	MATERIAL DESCRIPTION	
0.0	ASPHALT	Asphalt concrete over 4" aggregate base	
0.5	GRAVEL	CC-01 Concrete Slab with Gravel and 0.5" Drain Blank. Note: Some 1/4" plastic mesh. This is under mesh, consider to be removed prior.	
1.0	CLAY	CC-02 Clayey Sand with Gravel and 0.5" Drain Blank. Note: Some 1/4" plastic mesh. This is under mesh, consider to be removed prior.	
1.5	CLAY	CC-03 Clayey Sand with Gravel and 0.5" Drain Blank. Note: Some 1/4" plastic mesh. This is under mesh, consider to be removed prior.	
2.0	CLAY	CC-04 Clayey Sand with Gravel and 0.5" Drain Blank. Note: Some 1/4" plastic mesh. This is under mesh, consider to be removed prior.	
2.5	CLAY	Changes to yellow brown, becomes very soft	

Drainage and roadway improvements to Terrace Avenue including injection grouting beneath the subgrade to stabilize the road, resetting the stormdrain pipe and repaving the road.

Justification:

This section of road has been closed to vehicular traffic for several years. Over the years, it has continued to shift and settle disproportionately as a result of woody debris burried beneath the road many years ago.

Comments/Notes:

\$75,000 was allocated in FY22/23 and will be rebudgeted for FY23/24 plus an additional \$50,000. The design is underway and expected to be completed in the summer of 2024.

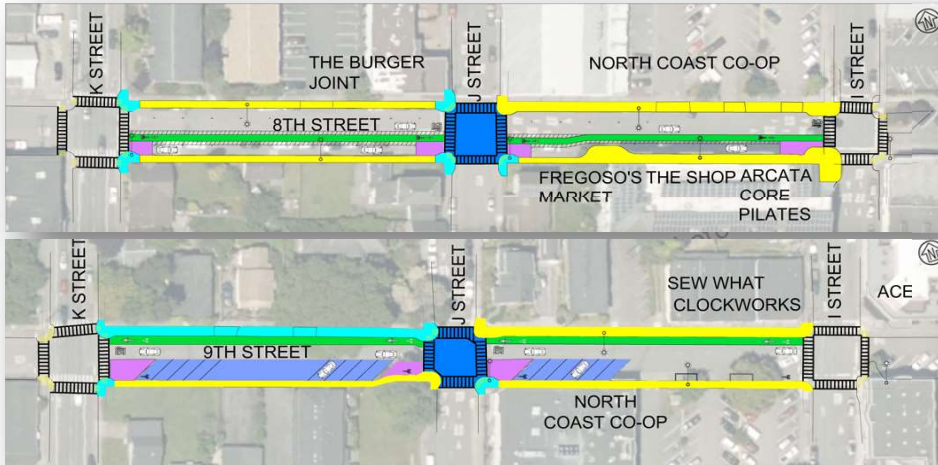
STREETS & STORMWATER

EXPENDITURE TYPE(S)	(Thousands of Dollars)						Five Year Total
	Previous Years	Year 1	Year 2	Year 3	Year 4	Year 5	
		23/24	24/25	25/26	26/27	27/28	
Planning		\$0	\$0	\$0	\$0	\$0	\$0
Design		\$0	\$0	\$0	\$0	\$0	\$0
Construction		\$125	\$0	\$0	\$0	\$0	\$125
EXPENDITURE TOTALS	\$0	\$125	\$0	\$0	\$0	\$0	\$125
REVENUE(S)							
Gas Tax	\$75,000	\$125	\$0	\$0	\$0	\$0	\$125
		\$0	\$0	\$0	\$0	\$0	\$0
		\$0	\$0	\$0	\$0	\$0	\$0
REVENUE TOTALS	\$75,000	\$125	\$0	\$0	\$0	\$0	\$125

8th and 9th Street Improvements

Project Lead: J. Jewett
Project Type: One-Time

Project Department: Engineering
Priority Level: High



Conversion of 8th and 9th St (between H and K) from two-way traffic with parking on both sides to a single lane one-way street to provide more space for bicycle and pedestrian infrastructure. Improvements include standard and buffered bike lanes, widened sidewalks, bulbouts, landscaping and other safety improvements.

STREETS & STORMWATER

Justification:

8th and 9th Street are already one-way streets from F to H. Conversion of these blocks, extends the one-way street configuration for an additional two (2) blocks providing additional benefits to pedestrians and cyclists by shortening crossing distances, reducing exposure of vulnerable users to vehicular traffic.

Comments/Notes:

\$955,000 was allocated for Design/Construction in FY22/23. The design is underway and expected to be completed by summer of 2024 with construction planned later this year.

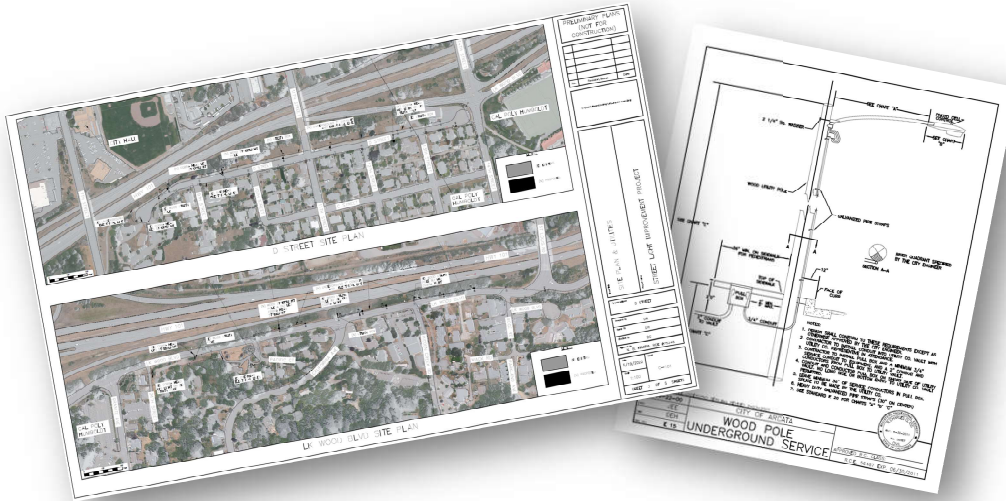
EXPENDITURE TYPE(S)	(Thousands of Dollars)						Five Year Total
	Previous Years	Year 1 23/24	Year 2 24/25	Year 3 25/26	Year 4 26/27	Year 5 27/28	
Planning		\$0	\$0	\$0	\$0	\$0	\$0
Design		\$0	\$0	\$0	\$0	\$0	\$0
Construction	\$955	\$940	\$0	\$0	\$0	\$0	\$940
EXPENDITURE TOTALS	\$955	\$940	\$0	\$0	\$0	\$0	\$940
REVENUE(S)							
Grant - IIG	\$755	\$660	\$0	\$0	\$0	\$0	\$660
General Funds	\$200	\$280	\$0	\$0	\$0	\$0	\$280
		\$0	\$0	\$0	\$0	\$0	\$0
REVENUE TOTALS	\$955	\$940	\$0	\$0	\$0	\$0	\$940

NEW! South G St Beautification

45-16

Project Lead: D. Caisse
Project Type: One-Time

Project Department: Engineering
Priority Level: Low



This project include planning for safety and beautification improvements to South G St. Improvements may include a new "welcome to Arcata" sign, landacaping, lighting and more.

STREETS & STORMWATER

Justification:

To provide a southern gateway into the City with additional improvements focused on bicycle and pedestrian safety as well as traffic calming and speed resuction.

Comments/Notes:

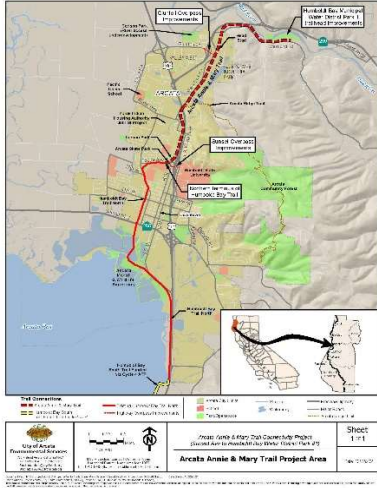
EXPENDITURE TYPE(S)	(Thousands of Dollars)						Five Year Total
	Previous Years	Year 1 23/24	Year 2 24/25	Year 3 25/26	Year 4 26/27	Year 5 27/28	
Planning		\$121	\$0	\$0	\$0	\$0	\$121
Design		\$0	\$300	\$0	\$0	\$0	\$300
Construction		\$0	\$0	\$0	\$0	\$0	\$0
EXPENDITURE TOTALS	\$0	\$121	\$300	\$0	\$0	\$0	\$421
REVENUE(S)							
General Fund		\$121	\$0	\$0	\$0	\$0	\$121
Measure G		\$0	\$300	\$0	\$0	\$0	\$300
0		\$0	\$0	\$0	\$0	\$0	\$0
REVENUE TOTALS	\$0	\$121	\$300	\$0	\$0	\$0	\$421

Rails with Trails: Annie & Mary Trail

48-07

Project Lead: E. Sinkhorn
Project Type: One-Time

Project Department: Environmental Services
Priority Level: High



This project includes planning and public outreach as well as the design and ultimately, construction of a Class I Bikeway (multi-use trail) connecting the northern terminus of the Humboldt Bay Trail at Sunset Avenue to Valley West, the Aldergrove Industrial Park and the Mad River at the HBMWD Park 1.

Justification:

City Council priority project to connect Valley West to downtown Arcata with a safe walking and biking route and complete a segment of the regional A&M Trail.

Comments/Notes:

STREETS & STORMWATER

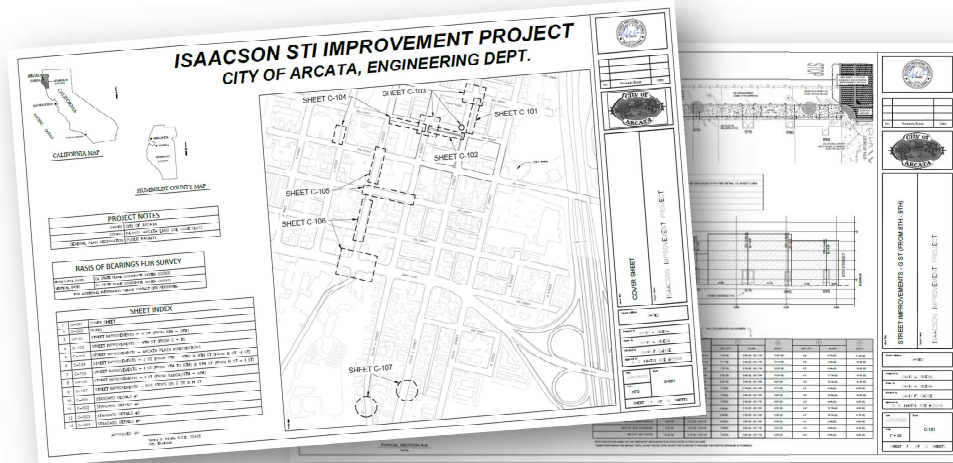
EXPENDITURE TYPE(S)	(Thousands of Dollars)						Five Year Total
	Previous Years	Year 1	Year 2	Year 3	Year 4	Year 5	
		23/24	24/25	25/26	26/27	27/28	
Planning	\$72,000	\$0	\$0	\$0	\$0	\$0	\$0
Design		\$335	\$260	\$0	\$0	\$0	\$595
Construction		\$0	\$0	\$7,004	\$0	\$0	\$7,004
EXPENDITURE TOTALS	\$72,000	\$335	\$260	\$7,004	\$0	\$0	\$7,599
REVENUE(S)							
STIP	\$250	\$335	\$260	\$3,658	\$0	\$0	\$4,253
		\$0	\$0	\$1,046	\$0	\$0	\$1,046
		\$0	\$0	\$2,300	\$0	\$0	\$2,300
REVENUE TOTALS	\$250	\$335	\$260	\$7,004	\$0	\$0	\$7,599

Isaacson STI Improvement Project

48-21

Project Lead: D. Caisse
Project Type: One-Time

Project Department: Engineering
Priority Level: High



Various roadway, bicycle and pedestrian improvements throughout the City focused on increasing pedestrian accessibility, safety, and connectivity between the Sorrel Place's multi-family housing development, transit and other key destinations throughout the City of Arcata. Additional improvements include two new bus stops and Enhanced Pedestrian Crossing Warning Systems at Samoa and I St.

STREETS & STORMWATER

Justification:

This project is part of a grant to provide affordable housing in the City of Arcata which includes additional improvements aimed at pedestrian and bicycle connectivity between the residents and the City's transit station.

Comments/Notes:

\$403,175 was allocated in FY22/23 and will be rebudgeted for FY23/24 plus an additional \$265,821 for Phase I. Phase II includes an additional \$1.04M with design expected to be completed in 23/24 and construction in 24/25.

EXPENDITURE TYPE(S)	(Thousands of Dollars)						Five Year Total
	Previous Years	Year 1 23/24	Year 2 24/25	Year 3 25/26	Year 4 26/27	Year 5 27/28	
Planning		\$0	\$0	\$0	\$0	\$0	\$0
Design		\$0	\$0	\$0	\$0	\$0	\$0
Construction	\$403	\$669	\$1,042	\$0	\$0	\$0	\$1,711
EXPENDITURE TOTALS	\$403	\$669	\$1,042	\$0	\$0	\$0	\$1,711
REVENUE(S)							
AHSC	\$403	\$669	\$1,042	\$0	\$0	\$0	\$1,711
		\$0	\$0	\$0	\$0	\$0	\$0
		\$0	\$0	\$0	\$0	\$0	\$0
REVENUE TOTALS	\$403	\$669	\$1,042	\$0	\$0	\$0	\$1,711

Land Acquisition for Sea Level Rise Adaptation

51-13

Project Lead: E. Sinkhorn
Project Type: One-Time

Project Department: Environmental Services
Priority Level: Medium



Acquire land adjacent to Arcata Marsh and Wildlife Sanctuary for projects in line with the City's sea level rise adaptation strategy.

STREETS & STORMWATER

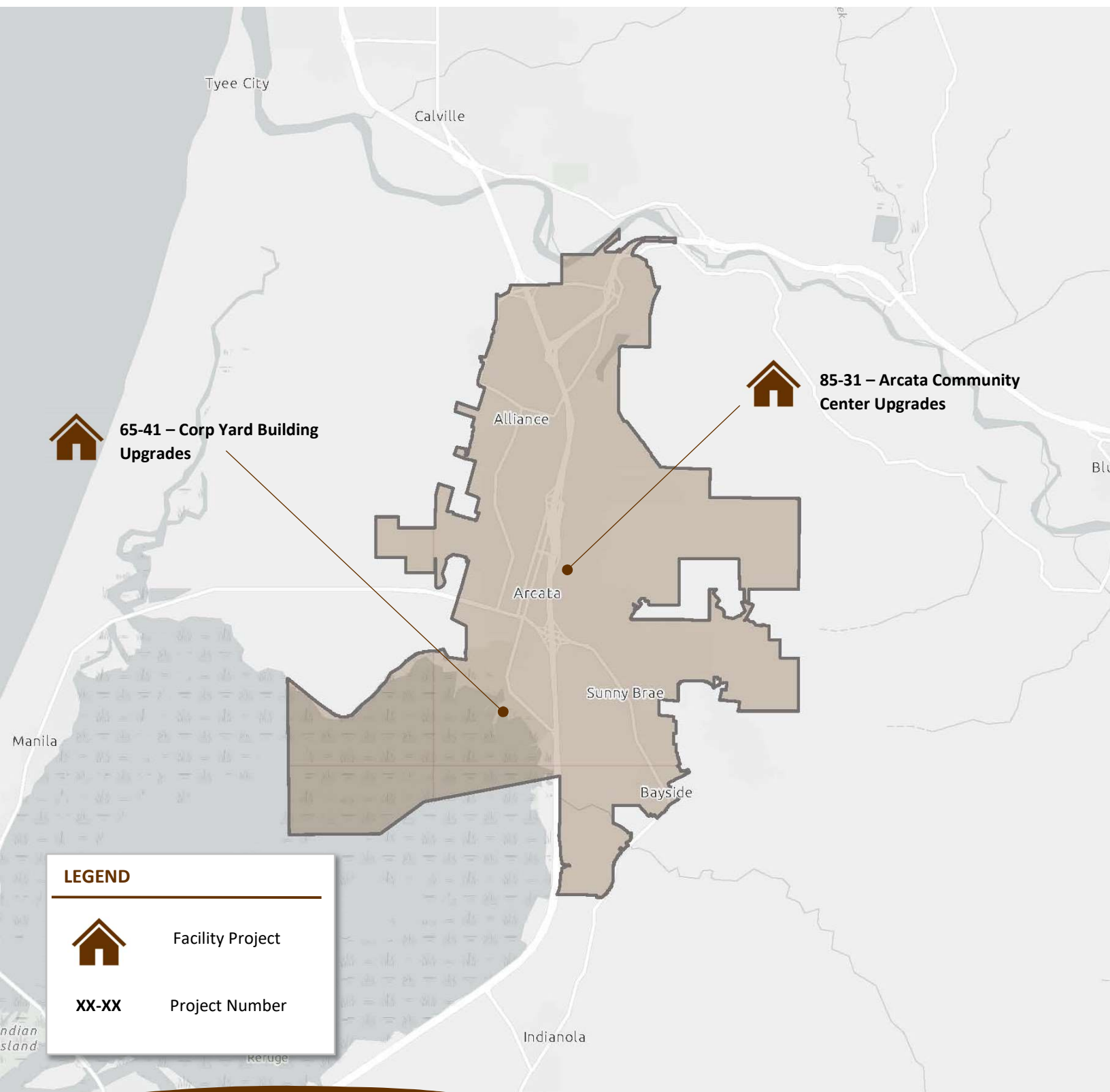
Justification:

To ensure adaptation opportunities with sea level rise. Consistent with draft LCP priorities.

Comments/Notes:

EXPENDITURE TYPE(S)	(Thousands of Dollars)						Five Year Total
	Previous Years	Year 1	Year 2	Year 3	Year 4	Year 5	
		23/24	24/25	25/26	26/27	27/28	
Planning		\$25	\$0	\$0	\$0	\$0	\$25
Design		\$0	\$0	\$0	\$0	\$0	\$0
Construction		\$0	\$0	\$2,000	\$0	\$0	\$2,000
EXPENDITURE TOTALS	\$0	\$25	\$0	\$2,000	\$0	\$0	\$2,025
REVENUE(S)							
Open Space, Parks and Trails Spec		\$25	\$0	\$0	\$0	\$0	\$25
State or Federal Grants		\$0	\$0	\$2,000	\$0	\$0	\$2,000
C		\$0	\$0	\$0	\$0	\$0	\$0
REVENUE TOTALS	\$0	\$25	\$0	\$2,000	\$0	\$0	\$2,025

THIS PAGE IS INTENTIONALLY BLANK



LEGEND



Facility Project

XX-XX

Project Number

LAND & FACILITIES



THIS PAGE IS INTENTIONALLY BLANK

LAND & FACILITIES

FIVE YEAR SUMMARY [EXPENDITURES]

PROJECT NAME & NUMBER		Total Project Cost (Today's Dollars)	(Thousands of Dollars)				
			Year 1	Year 2	Year 3	Year 4	Year 5
			23/24	24/25	25/26	26/27	27/28
61-45	Corp Yard Building Upgrades		\$75	\$0	\$0	\$0	\$0
85-31	Arcata Community Center Upgrades		\$85	\$780	\$0	\$0	\$0
YEARLY TOTALS		\$0	\$160	\$780	\$0	\$0	\$0

Note: Project costs are assumed to grow at a rate of approximately 3% each year.

PROJECT PRIORITIZATION

PROJECT NAME & NUMBER		Importance	Need	Timing	Total Score	Score Level
61-45	Corp Yard Building Upgrades	13	8	8	29	High
85-31	Arcata Community Center Upgrades	10	2	8	20	Medium

Note: The scoring criteria for the Project Prioritization is described in the Introduction

THIS PAGE IS INTENTIONALLY BLANK

NEW! Corp Yard Building Upgrades

61-45

Project Lead: D. Culbert
Project Type: One-Time

Project Department: Environmental Services
Priority Level: High



Emergency back up generation at water and wastewater facilities throughout the City's systems.

Justification:

Needed to maintain basic services in emergency situations or power shutdowns.

Comments/Notes:

LAND & FACILITIES

EXPENDITURE TYPE(S)	(Thousands of Dollars)						Five Year Total
	Previous Years	Year 1	Year 2	Year 3	Year 4	Year 5	
		23/24	24/25	25/26	26/27	27/28	
Planning		\$0	\$0	\$0	\$0	\$0	\$0
Design		\$0	\$0	\$0	\$0	\$0	\$0
Construction	\$28	\$75	\$0	\$0	\$0	\$0	\$75
EXPENDITURE TOTALS	\$28	\$75	\$0	\$0	\$0	\$0	\$75
REVENUE(S)							
		\$0	\$0	\$0	\$0	\$0	\$0
		\$0	\$0	\$0	\$0	\$0	\$0
General Fund	\$28	\$75	\$0	\$0	\$0	\$0	\$75
REVENUE TOTALS	\$28	\$75	\$0	\$0	\$0	\$0	\$75

Arcata Community Center Upgrades

85-31

Project Lead: E. Benvie
Project Type: One-Time

Project Department: Environmental Services
Priority Level: Medium



Renovation to the Arcata Community Center to decarbonize its utility systems, upgrade to energy efficient lighting and install solar PV.

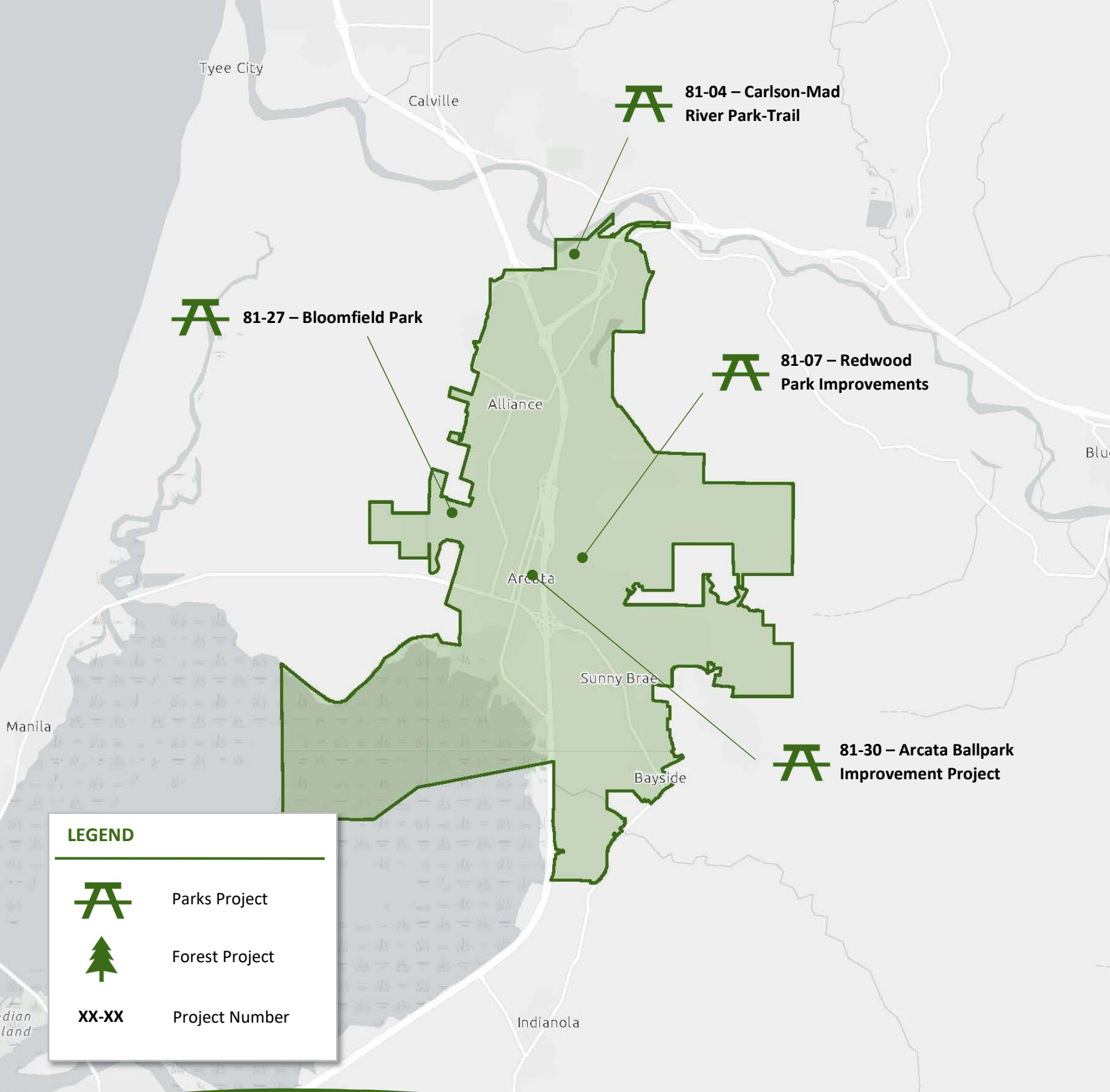
Justification:

To meet climate adaptation goals and demonstrate fuel switching and energy upgrades in a larger community facility. Is a City Council priority project.



Comments/Notes:

LAND & FACILITIES

EXPENDITURE TYPE(S)	(Thousands of Dollars)						Five Year Total
	Previous Years	Year 1	Year 2	Year 3	Year 4	Year 5	
		23/24	24/25	25/26	26/27	27/28	
Planning		\$0	\$0	\$0	\$0	\$0	\$0
Design		\$0	\$0	\$0	\$0	\$0	\$0
Construction		\$85	\$780	\$0	\$0	\$0	\$865
EXPENDITURE TOTALS	\$0	\$85	\$780	\$0	\$0	\$0	\$865
REVENUE(S)							
A		\$0	\$0	\$0	\$0	\$0	\$0
B		\$0	\$0	\$0	\$0	\$0	\$0
C		\$85	\$780	\$0	\$0	\$0	\$865
REVENUE TOTALS	\$0	\$85	\$780	\$0	\$0	\$0	\$865



LEGEND

-  Parks Project
-  Forest Project
- XX-XX** Project Number

PARKS & FOREST



THIS PAGE IS INTENTIONALLY BLANK

PARKS & FOREST

FIVE YEAR SUMMARY [EXPENDITURES]

PROJECT NAME & NUMBER		Total Project Cost (Today's Dollars)	(Thousands of Dollars)				
			Year 1	Year 2	Year 3	Year 4	Year 5
			23/24	24/25	25/26	26/27	27/28
81-04	Carlson - Mad River Park - Trail	\$2,465	\$1,965	\$500	\$0	\$0	\$0
81-07	Redwood Park Improvements	\$2,836	\$1,623	\$713	\$0	\$500	\$0
81-27	Bloomfield Park	\$78	\$78	\$0	\$0	\$0	\$0
81-30	Arcata Ball Park Improvement Project	\$1,100	\$250	\$850	\$0	\$0	\$0
YEARLY TOTALS		\$2,465	\$3,916	\$2,063	\$0	\$500	\$0

Note: Project costs are assumed to grow at a rate of approximately 3% each year.

PROJECT PRIORITIZATION

PROJECT NAME & NUMBER		Importance	Need	Timing	Total Score	Score Level
81-04	Carlson - Mad River Park - Trail	15	4	10	29	High
81-07	Redwood Park Improvements	13	8	10	31	Very High
81-27	Bloomfield Park	9	4	8	21	High
81-30	Arcata Ball Park Improvement Project	10	8	8	26	High

Note: The scoring criteria for the Project Prioritization is described in the Introduction

THIS PAGE IS INTENTIONALLY BLANK

Carlson - Mad River Park - Trail

81-04

Project Lead: E. Sinkhorn
Project Type: One-Time

Project Department: Environmental Services
Priority Level: High



The Carlson Park Improvement Project will create the first public access to the Mad River within the City of Arcata. New features to be constructed also include a river-themed playground, picnic area, pickleball courts, and a special event space for hosting community events.

Justification:

Enhancing Carlson Park and improving opportunities for recreation in Valley West has been a City Council priority project for several years.

Comments/Notes:

EXPENDITURE TYPE(S)	(Thousands of Dollars)						Five Year Total
	Previous Years	Year 1	Year 2	Year 3	Year 4	Year 5	
		23/24	24/25	25/26	26/27	27/28	
Planning	\$4	\$0	\$0	\$0	\$0	\$0	\$0
Design	\$64	\$0	\$0	\$0	\$0	\$0	\$0
Construction		\$1,965	\$500	\$0	\$0	\$0	\$2,465
EXPENDITURE TOTALS	\$69	\$1,965	\$500	\$0	\$0	\$0	\$2,465
REVENUE(S)							
State Parks Rural Rec & Tourism G	\$4	\$793	\$0	\$0	\$0	\$0	\$793
WCB River Access Grant	\$64	\$672	\$0	\$0	\$0	\$0	\$672
State Budget Allocation		\$500	\$500	\$0	\$0	\$0	\$1,000
REVENUE TOTALS	\$68	\$1,965	\$500	\$0	\$0	\$0	\$2,465

PARKS & FOREST

Redwood Park Improvements

81-07

Project Lead: E. Sinkhorn
Project Type: One-Time

Project Department: Environmental Services
Priority Level: Very High



The Redwood Park Improvement Project will carry out the vision of the Redwood Park Master Plan completed in 2020. Phase I will construct a new playground, bicycle pump track and accessible parking. Phase II is envisioned to resurface the basketball court and parking area at the Park Avenue entrance.

Justification:

Renovating Redwood Park has been a City Council priority for several years as the park serves as a regional destination for families for recreation and connecting to the adjacent Arcata Community Forest.

Comments/Notes:

Redwood Park Phase I improvements will be constructed in 23/24 . Design for Phase II improvements will commence in 23/24.

EXPENDITURE TYPE(S)	(Thousands of Dollars)						Five Year Total
	Previous Years	Year 1	Year 2	Year 3	Year 4	Year 5	
		23/24	24/25	25/26	26/27	27/28	
Planning		\$0	\$0	\$0	\$0	\$0	\$0
Design		\$0	\$0	\$0	\$0	\$0	\$0
Construction	\$2	\$1,623	\$713	\$0	\$500	\$0	\$2,836
EXPENDITURE TOTALS	\$2	\$1,623	\$713	\$0	\$500	\$0	\$2,836
REVENUE(S)							
IIG		\$825	\$0	\$0	\$0	\$0	\$825
State Parks Per Capita Grant		\$178	\$0	\$0	\$0	\$0	\$178
Parkland in Lieu, Recreation for N		\$620	\$713	\$0	\$500	\$0	\$1,833
REVENUE TOTALS	\$0	\$1,623	\$713	\$0	\$500	\$0	\$2,836

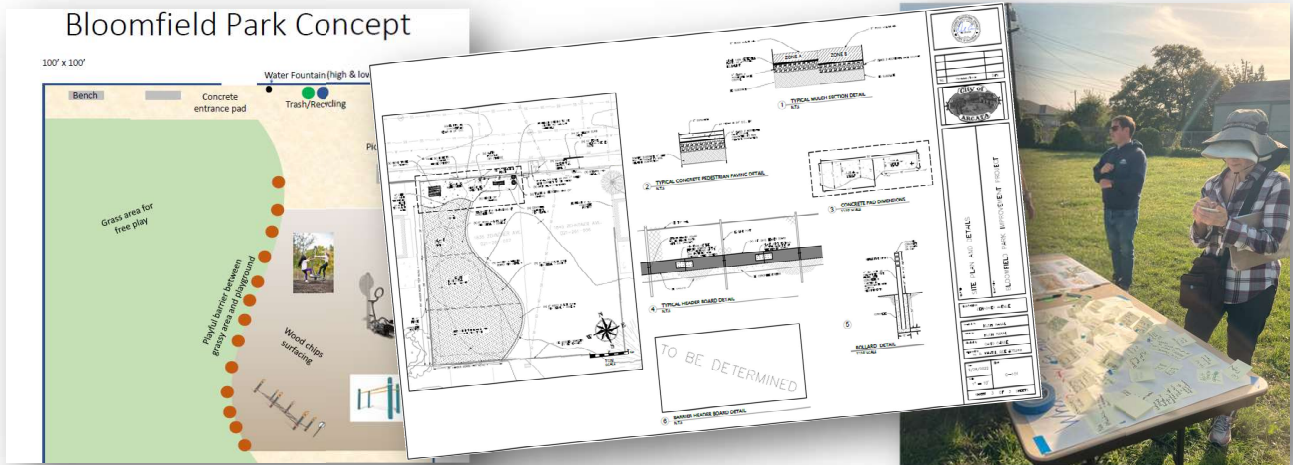
PARKS & FOREST

Bloomfield Park

81-27

Project Lead: E. Sinkhorn
Project Type: One-Time

Project Department: Environmental Services
Priority Level: High



Renovation of a neighborhood park with new recreational and fitness equipment and retention of a grassy area for free-form play.

Justification:

Aged equipment was removed from Bloomfield Park in 2020, and the surrounding neighborhood was engaged around what features would best meet the recreation needs of the neighborhood.

Comments/Notes:

EXPENDITURE TYPE(S)	(Thousands of Dollars)						Five Year Total
	Previous Years	Year 1	Year 2	Year 3	Year 4	Year 5	
		23/24	24/25	25/26	26/27	27/28	
Planning		\$0	\$0	\$0	\$0	\$0	\$0
Design		\$0	\$0	\$0	\$0	\$0	\$0
Construction		\$78	\$0	\$0	\$0	\$0	\$78
EXPENDITURE TOTALS	\$0	\$78	\$0	\$0	\$0	\$0	\$78
REVENUE(S)							
Recreation Fee for New Construct		\$20	\$0	\$0	\$0	\$0	\$20
Open Space, Parks and Trails Spec		\$58	\$0	\$0	\$0	\$0	\$58
0		\$0	\$0	\$0	\$0	\$0	\$0
REVENUE TOTALS	\$0	\$78	\$0	\$0	\$0	\$0	\$78

PARKS & FOREST

NEW! Arcata Ball Park Improvement Project

81-30

Project Lead: E. Sinkhorn
Project Type: One-Time

Project Department: Environmental Services
Priority Level: High



While the Arcata Ball Park continues to be a thriving community space in downtown Arcata, essential improvements are needed to enhance accessibility and create a more welcoming and functional space. This project will create an accessible path of travel to the family-friendly left field grassy seating area and improve the entry plaza and façade to ensure public safety and enhance the identity of the Arcata Ball Park.

Justification:

Accessibility improvements and structure upgrades to ensure safe and equitable access to the Ball Park. Exciting collaboration with Senator McGuire and the Humboldt Crabs.

Comments/Notes:

EXPENDITURE TYPE(S)	(Thousands of Dollars)						Five Year Total
	Previous Years	Year 1	Year 2	Year 3	Year 4	Year 5	
		23/24	24/25	25/26	26/27	27/28	
Planning		\$0	\$0	\$0	\$0	\$0	\$0
Design		\$250	\$0	\$0	\$0	\$0	\$250
Construction		\$0	\$850	\$0	\$0	\$0	\$850
EXPENDITURE TOTALS	\$0	\$250	\$850	\$0	\$0	\$0	\$1,100
REVENUE(S)							
State Budget Allocation		\$250	\$750	\$0	\$0	\$0	\$1,000
Humboldt Crabs + City Ball Park Tr		\$0	\$100	\$0	\$0	\$0	\$100
0		\$0	\$0	\$0	\$0	\$0	\$0
REVENUE TOTALS	\$0	\$250	\$850	\$0	\$0	\$0	\$1,100

PARKS & FOREST

FUND OVERVIEW

CITY OF ARCATA
Fund/Department/Activity

<u>FUND</u>		<u>DEPARTMENT / ACTIVITY</u>	
<u>Number</u>	<u>Name</u>	<u>Number</u>	<u>Activity</u>
101	General	01	City Council
		03	City Manager
		05	City Clerk
		07	Finance
		09	City Attorney
		11	Planning
		15	Personnel
		17	General Insurance
		21	Public Safety
		23	Parking Control
		25	Animal Control
		31	Building Regulation
		41	Engineering
		45	Streets
		61	Corporation Yard
		70	Energy Management
		77	Communications
		79	Geographic Information System
		81	Parks
		85	Government Buildings
		89	Recreation
Special Revenue Funds:			
202	Open Space, Parks, Trails	81	Parks
		87	Forest Management
203	Bicycle Registration	45	Streets
204	P.O.S.T.	21	Police
205	Forest	87	Forest Management
207	Gas Tax – Sections 2103, 2106, 2107, 2107.5	45	Streets
		48	Alternative Transportation
208	SB-1 (Road Maintenance and Rehabilitation)	45	Streets
209	Traffic	55	Traffic Control
210	STIP Funds	45	Streets
		48	Alternative Transportation
211	HCD Block Grants	13	Grant Funded Programs
212	Industrial Park – Aldergrove	11	Planning and Other
213	Community Development Grants	13	Grant Funded Programs
214	Construction Tax		
215	Parkland-In-Lieu		
216	Parking-In-Lieu		
218	Proposition 172	21	Public Safety
219	ISTEA	45	Streets
220	FEMA/OES		Various
221	Citizen’s Option for Public Safety	21	Public Safety
224	American Rescue Plan Act (ARPA)	Various	Various
231	Infill Infrastructure Grant Program (IIG)	Various	Various

CITY OF ARCATA
Fund/Department/Activity

<u>FUND</u>		<u>DEPARTMENT / ACTIVITY</u>	
232	Yurok Housing Authority MOU	45	Streets
		91	Arcata & Mad River Transit
233	Affordable Housing and Sustainable Communities Program (AHSC)		Various
234	HOME Program Grants	13	Grant Funded Programs
244	Housing Improvement Projects	35	Housing & Public Improvement Projects
245	Public Improvement Projects	35	Housing & Public Improvement Projects
250	Basic RLF	14	Revolving Loan Funds
255	CDBG Program Income RLF	14	Revolving Loan Funds
259	HOME Program Income RLF	14	Revolving Loan Funds
296	Utility Users Tax		
297	PERS Phase-In		
298	HealthSPORT Note		
299	Undergrounding Reserves		
 Capital Improvement Funds:			
350	Capital Improvement Fund	Various	Various
 Special Assessment District Funds:			
442	Mad River Parkway	Various	Special Assessment
445	Curtis Heights	Various	Special Assessment
447	Janes Creek	Various	Special Assessment
490	Windsong	Various	Special Assessment
 Trust Funds:			
520	AFLAC Trust	Various	Various
550	Seismic Fees	31	Building Regulation
551	Drug Task Force	21	Public Safety
552	Community Trust	Various	Various
553	D.A.R.E.	21	Public Safety
555	Replacement Reserve ASC	11	Planning
556	CERT	21	Public Safety
557	K-9 Dog Program	21	Public Safety
558	Habitat Loans	Various	Various
559	OPEB Trust	Various	Various
561	Equity Arcata Trust	03	City Manager
570	APD Evidence Funds	21	Police
590	General Plan/Housing Update	11	Planning

CITY OF ARCATA
Fund/Department/Activity

FUND

DEPARTMENT / ACTIVITY

Enterprise Funds:

661	Water	63	Water System Maintenance
		64	Water Treatment & Distribution
662	Wastewater	65	Wastewater Collection
		67	Wastewater Treatment
663	A&MRTS	91	Arcata & Mad River Transit
		92	Dial-A-Ride
		93	Greyhound
664	Waste	73	Solid Waste
666	Stormwater Drainage	51	Stormwater Management
		52	Confined Drainage Ways

Internal Service Fund:

771	Central Garage	57	Central Garage
775	IT Services	71	IT Services & Maintenance

Successor Agency:

880	Administrative	12	Successor Agency
881	Debt Service	12	Successor Agency

CITY OF ARCATA
Fund Descriptions

The basic budgeting and accounting entity for the City is a fund. A fund is "an independent fiscal and accounting entity used to record all financial transactions related to the specific purpose for which the fund was created." Funds are established for the purpose of carrying on specific activities or attaining certain objectives in accordance with special regulations, restrictions, or limitations.

General Fund:

101 The General Fund is used to account for the general operations of the City such as Police, City Administration, etc. It is used to account for all financial resources, including property tax, sales tax, business license tax, transient occupancy tax, license and permits, fines and forfeits, except those required to be accounted for in another fund.

Special Revenue Funds:

These funds are used to account for proceeds of specific revenue sources that are legally restricted to expenditures for specific purposes.

202 Open Space, Parks, Trails: Annual special parcel taxes are accumulated in this fund for acquisition, improvements and maintenance of City parks, trails, forest, and open spaces.

203 Bicycle Registration Fund: Bicycle license fees are accumulated in this fund for the implementation and improvement of bicycle safety programs and bicycle routes.

204 POST Fund: Peace Officers Standards and Training (POST) funds are accumulated by the State from criminal fines. The City is paid by POST for Police Officers who attend POST-certified courses.

205 Forest Fund: The Forest Fund was established to manage the City of Arcata's two forests. When timber is harvested, the revenues are accumulated for future forest needs.

207 Gas Tax Funds: These funds are used to account for monies received and expended from the State Gas Tax allocations. These monies are specified for work on street projects within the City.

208 SB-1 (RMRA): Fund used to account for monies received and expended from the State's Road Maintenance and Rehabilitation Account for respective street projects.

209 Traffic Fund: The City's portion of vehicle license fines are deposited into this fund and are used for traffic control expenditures.

210 STIP Grant Fund: Grant funds from State Transportation Improvement Program are accounted for in this fund.

211 Housing and Community Development Block Grant Fund: Grants from the Community Development Block Grant Fund that the City applies for and receives are budgeted and accounted for in this fund.

- 212 Industrial Park Fund – Aldergrove: All activities including maintenance and capital expenditures related to the City’s Foodworks building, and the sale of land in the City's Aldergrove Industrial Park are accounted for in this fund.
- 213 Community Development Grants: Non CDBG or HOME Community Development Grants that the City applies for and receives are budgeted and accounted for in this fund.
- 214 Construction Tax Fund: This fund is used to accumulate a fee charged with the building permit for construction of multi-family structures. The funds are used for acquisition, improvement, and maintenance of public parks.
- 215 Parkland-In-Lieu Fund: The Parkland-In-Lieu fund accounts for funds paid by the developer of a subdivision in-lieu of dedicating parkland. The fees collected are used to acquire, develop, and/or rehabilitate parks.
- 216 Parking-In-Lieu Fund: At one time, developers in the Central Business District and Landmark and Historic District were required to pay a fee in-lieu of providing off-street parking. These fees were accumulated in this fund for the acquisition and development of off-street parking and/or alternative transportation.
- 218 Proposition 172 Fund: Public safety funds from sales taxes are deposited into this fund.
- 219 ISTEPA Fund: Streets and transit allocations of Federal Intermodal Surface Transportation Efficiency Act funds.
- 220 State OES Funding: Fund required for the deposit of OES and FEMA disaster assistance reimbursements.
- 221 COPS SLESF Funds: This fund is used to account for the expenditure of Citizens Option for Public Safety Supplemental Law Enforcement Services funding which is received from the County of Humboldt.
- 224 ARPA Fund: Funds received related to the American Rescue Plan Act to support local governments in their response to and recovery from the COVID-19 public health emergency.
- 231 Infill Infrastructure Grant Program (IIG): Grants from the Federal IIG Program that the City applies for and receives are budgeted and accounted for in this fund.
- 232 Yurok Housing Authority MOU: Reimbursement funds from our memorandum of understanding with the YHA for construction of the 30th Street Commons Project are budgeted and accounted for in this fund.
- 233 Affordable Housing and Sustainable Communities Program (AHSC): Grants from the Federal AHSC Program that the City applies for and receives are budgeted and accounted for in this fund.
- 234 HOME Program Grant Fund: Grants from the Federal HOME Program that the City applies for and receives are budgeted and accounted for in this fund.
- 244 Housing Improvement Fund: These funds were transferred to the City from the Arcata Community Development Agency and are comprised primarily of tax increment revenue. Funds are restricted for expenditure on low-income housing projects.

- 245 Public Improvement Fund: These funds were transferred to the City from the Arcata Community Development Agency and are comprised primarily of bond proceeds and tax increment. All expenditures must be in compliance with the bond indenture and redevelopment law.
- 250-259 Revolving Loan Funds: These funds are used to account for the activity in the City's various revolving loan programs, i.e., Basic, CDBG and HOME.
- 296 Utility Users Tax Fund: This fund was previously used to hold Utility Users Taxes collected in prior years which may have to be refunded pending the outcome of court decisions.
- 297 PERS Phase-In Funds: Special funds set aside for future PERS payments.
- 298 HealthSPORT Note: This fund is used to accumulate payments on note.
- 299 Undergrounding Reserve Fund: These funds have been accumulated and are being held for the purpose of future undergrounding projects.

Capital Project Funds:

- 350 Capital Improvement Fund: These funds have been accumulated and are being held for the purpose of future capital improvements.

Special Assessment Funds:

These funds are used for the financing of public improvements and services deemed to benefit the special properties against which special assessments are levied. Assessment bonds used to finance improvements in special assessment districts are secured by liens against the assessed properties. Activities financed through assessment include utilities and other general infrastructure improvements. The City only has three active Special Assessment funds. These are:

- 442 Mad River Business Park Assessment District
- 447 Janes Creek Meadows Assessment District
- 490 Windsong Landscape Assessment District

Trust Funds:

- 520 AFLAC Trust Fund: Funds set aside for payment of various employee benefits
- 550 Seismic Fees: Fund used for accumulating seismic fees prior to payment to the state.
- 551 Drug Task Force Fund: The City of Arcata participates in the Humboldt County Drug Task Force. Money generated from drug-related property forfeitures is divided among participating agencies. The funds can be used to enhance drug-related law enforcement.
- 552 Arcata Community Trust Fund: Funds are held by the City in this fund for non-City programs.

- 553 D.A.R.E.: Funds accumulated from donations to Drug Abuse Resistance and Education Program.
- 555 Replacement Reserve Arcata Service Center: Pursuant to a lease agreement, these funds are set aside for repair and replacement of fixed assets.
- 556 CERT: Funds accumulated from donations to the our Community Emergency Response Team.
- 557 K-9 Program: Funds accumulated from donations to K-9 program.
- 559 OPEB Trust Fund: Funds accumulated through payroll expenditure for payment of retiree insurance benefits.
- 561 Equity Arcata Trust Fund: Funds accumulated for reimbursements and donations to operate Equity Arcata
- 570 APD Evidence Fund: Money confiscated as evidence is required to be kept segregated from other funds.
- 590 General Plan/Housing Update: Funds accumulated through permit processing to go towards update of General Plan or Housing Update.

Enterprise Funds:

The Enterprise Funds account for the financing of services to the general public where all or a substantial portion of the costs involved are paid in the form of user charges or fees for such services. These funds are:

- 661 Water Fund: This fund is used to account for all income and expenses related to the operation and maintenance of the City's water system, including water system maintenance, and water treatment and distribution.
- 662 Wastewater Fund: This fund is used to account for all income and expenses related to the operation and maintenance of the City's wastewater system, including wastewater collection, and wastewater treatment.
- 663 Transit Fund: This fund is used to account for all income and expenses related to the operation and maintenance of the City's transit system.
- 664 Solid Waste Fund: This fund is used to account for all income and expenses related to the City's solid waste programs.
- 666 Stormwater Drainage Fund: This fund is used to account for all income and expenses related to the City's stormwater drainage system, including confined drainage and stormwater management.

Internal Service Funds:

The Internal Service Fund is used to account for services and commodities furnished to user departments within the City.

771 Central Garage Fund: The Central Garage Fund accounts for all activities of the City's central garage operations, the costs of which are distributed among designated user departments.

775 IT Services Fund: The IT Services Fund accounts for all activities of the City's computer networks, the costs of which are distributed among user departments using equitable formulas.

Successor Agency Funds:

880 Administration Fund: This fund is used to account for all of the administration expenditures related to the Successor Agency to the Arcata Community Development Agency.

881 Debt Service Fund: This fund is used to account for receipt of tax increment funds for the payment of amounts included on the Recognized Obligation Payment Schedule.

City of Arcata
 June 30, 2023
 Estimated Fund Balances

		2022-2023 Year End Proposed					
		Estimated Available Fund Balance 6/30/2022	Estimated Revenue	Net Transfers	Estimated Expenditures	Estimated Available Fund Balance 6/30/2023	Estimated Change in Net Position
General Fund:							
101	General	\$ 9,436,427	\$ 17,988,176	\$ (680,837)	\$ (16,963,802)	\$ 9,779,964	\$ 343,537
Special Revenue Funds:							
202	Open Spaces, Parks, Trails	178,019	168,700	(135,000)	-	211,719	33,700
203	Bicycle Registration	3,546	42	-	-	3,588	42
204	POST	(3,460)	24,000	7,000	(28,000)	(460)	3,000
205	Forest	572,353	360,047	45,000	(569,203)	408,197	(164,156)
207	State Gas Tax 2107	(52,815)	486,416	1,035,000	(1,263,865)	204,736	257,551
208	SB-1	362,758	403,228	-	(50,000)	715,986	353,228
209	Traffic Safety	100,958	30,000	283,000	(306,705)	107,253	6,295
210	SB 45 STIP Grant Funds	(230,808)	1,145,842	-	(1,047,187)	(132,153)	98,655
211	HCD Block Grant	310,596	831,000	(692,000)	(569,708)	(120,112)	(430,708)
212	Industrial Park	255,922	260,000	-	(254,181)	261,741	5,819
213	Community Development Grants	(57,177)	117,092	-	(145,398)	(85,483)	(28,306)
214	Residential Construction Tax	402,719	95,000	-	-	497,719	95,000
215	Parkland in Lieu	183,410	13,000	-	-	196,410	13,000
216	Parking in Lieu	280,701	-	-	-	280,701	-
218	Proposition 172	247,212	150,000	(110,000)	-	287,212	40,000
219	ISTEA	472,151	120,000	-	-	592,151	120,000
220	FEMA/OES Fund	277,546	-	-	-	277,546	-
221	SLESF Grant Funds	483,915	160,000	(360,000)	-	283,915	(200,000)
224	ARPA	(136,826)	1,864,591	-	(1,727,040)	725	137,551
230	HomeKey	-	9,935,282	-	(9,935,282)	-	-
231	IIG	(8,824)	1,400,000	-	(658,088)	733,088	741,912
232	YHA MOU	(36,246)	878,900	-	(798,000)	44,654	-
233	AHSC	-	500,000	-	(532,000)	(32,000)	(32,000)
234	First-time Homebuyers Pgm	-	180,000	-	(180,000)	-	-
244	Housing Improvement Projects	136,557	97,000	-	(53,056)	180,501	43,944
245	Public Improvement Projects	3,444,015	45,000	-	(55,260)	3,433,755	(10,260)
250	Revolving Loans - Basic	1,299,893	25,000	-	(25,000)	1,299,893	-
255	Revolving Loans - CDBG	948,832	285,000	-	(134,109)	1,099,723	150,891
259	Revolving Loans - HOME	285,064	118,000	-	(168,500)	234,564	(50,500)

		2022-2023 Year End Proposed					
		Estimated Available Fund Balance 6/30/2022	Estimated Revenue	Net Transfers	Estimated Expenditures	Estimated Available Fund Balance 6/30/2023	Estimated Change in Net Position
296	Utility User's Tax	(373)	-	-	-	(373)	-
297	PERS Phase-in	138,806	-	-	-	138,806	-
298	HealthSport Note	(20,364)	-	-	-	(20,364)	-
Total Special Revenue Funds:		\$ 9,838,079	\$ 19,693,140	\$ 73,000	\$ (18,500,582)	\$ 11,103,637	\$ 1,184,658
Capital Improvement Fund:							
350	Capital Improvements Fund	\$ 178,159	\$ 6,000	\$ -	\$ -	\$ 184,159	\$ 6,000
Special Assessment District Funds:							
442	Mad River Business Park	6,534	6,522	(5,000)	-	8,056	1,522
445	Curtis Heights	1,217	-	-	-	1,217	-
447	Janes Creek Meadows	16,610	16,080	(16,000)	-	16,690	80
490	Windsong	7,422	14,850	(14,850)	-	7,422	-
Total Special Assessment District Funds:		\$ 31,784	\$ 37,452	\$ (35,850)	\$ -	\$ 33,386	\$ 1,602
Enterprise Funds:							
661	Water	10,832,639	5,644,000	105,899	(8,319,140)	8,263,398	(2,569,241)
662	Wastewater	27,889,542	19,197,500	(387,486)	(19,965,271)	26,734,284	(1,155,257)
663	A&MRTS	823,001	2,214,615	-	(1,997,085)	1,040,531	217,530
664	Solid Waste	596,054	498,064	(75,000)	(530,781)	488,338	(107,717)
666	Storm Drainage	276,186	378,732	40,000	(582,081)	112,837	(163,349)
Total Enterprise Funds:		\$ 40,417,422	\$ 27,932,911	\$ (316,588)	\$ (31,394,358)	\$ 36,639,388	\$ (3,778,034)
Internal Service Fund:							
771	Central Garage	2,425,991	1,143,576	775,275	(2,080,558)	2,264,284	(161,707)
775	IT Services & Maintenance	(195,496)	579,716	185,000	(561,953)	7,267	202,763
Total Internal Service Funds:		\$ 2,230,495	\$ 1,723,292	\$ 960,275	\$ (2,642,511)	\$ 2,271,551	\$ 41,056
Successor Agency:							
880	Successor Agency - Admin	(214,497)	-	-	-	(214,497)	-
881	Successor Agency - Debt Service	(4,280,996)	306,900	-	(293,332)	(4,267,428)	13,568
885	Successor - Project Fund	(179,512)	-	-	-	(179,512)	-
Total Successor Agency Funds:		\$ (4,675,005)	\$ 306,900	\$ -	\$ (293,332)	\$ (4,661,437)	\$ 13,568
Grand Total All Funds:		\$ 57,457,361	\$ 67,687,871	\$ -	\$ (69,794,585)	\$ 55,350,647	\$ (2,187,613)

City of Arcata
 June 30, 2024
 Estimated Fund Balances

		2023-2024 Year End Proposed							
		Estimated Available Fund Balance 6/30/2023	Estimated Revenue	Net Transfers	Estimated Expenditures	One-time Pension Contribution Sect. 115	Transfer Fund Balance to Economic Stabilization	Estimated Available Fund Balance 6/30/2024	Estimated Change in Net Position
General Fund:									
101	General	\$ 9,779,964	\$ 19,310,458	\$ 1,432,890	\$ (24,319,039)	\$ (1,250,000)	\$ (1,162,000)	\$ 3,792,273	\$ (5,987,691)
Special Revenue Funds:									
202	Open Spaces, Parks, Trails	211,719	168,000	47,500	(277,362)			149,857	(61,862)
203	Bicycle Registration	3,588	3,500	-	-			7,088	3,500
204	POST	(460)	35,000	-	(35,000)			(460)	-
205	Forest	408,197	473,500	-	(529,186)			352,511	(55,686)
207	State Gas Tax 2107	204,736	539,700	540,000	(1,426,684)			(142,248)	(346,984)
208	SB-1	715,986	459,599	-	(1,001,599)			173,986	(542,000)
209	Traffic Safety	107,253	15,000	175,000	(280,838)			16,415	(90,838)
210	SB 45 STIP Grant Funds	(132,153)	2,907,633	-	(3,038,962)			(263,482)	(131,329)
211	HCD Block Grant	(120,112)	331,500	-	(162,674)			48,714	168,826
212	Industrial Park	261,741	475,000	-	(482,996)			253,745	(7,996)
213	Community Development Grants	(85,483)	17,946	-	(17,947)			(85,484)	(1)
214	Residential Construction Tax	497,719	30,000	(472,500)	-			55,219	(442,500)
215	Parkland in Lieu	196,410	14,000	(200,000)	-			10,410	(186,000)
216	Parking in Lieu	280,701	-	(280,000)	-			701	(280,000)
218	Proposition 172	287,212	117,000	(335,000)	-			69,212	(218,000)
219	ISTEA	592,151	120,000	(450,000)	(235,000)			27,151	(565,000)
220	FEMA/OES Fund	277,546	-	-	-			277,546	-
221	SLESF Grant Funds	283,915	160,000	(250,000)	-			193,915	(90,000)
224	ARPA	725	2,020,634	-	(2,020,631)			728	3
231	IIG	733,088	1,592,780	-	(1,523,448)			802,420	69,332
232	YHA MOU	44,654	17,500	-	-			62,154	-
233	AHSC	(32,000)	1,743,381	-	(1,711,381)			-	32,000
234	First-time Homebuyers Pgm	-	98,000	-	(98,000)			-	-
244	Housing Improvement Projects	180,501	105,000	-	(123,007)			162,494	(18,007)
245	Public Improvement Projects	3,433,755	38,500	-	(678,158)			2,794,097	(639,658)
250	Revolving Loans - Basic	1,299,893	16,600	-	-			1,316,493	16,600
255	Revolving Loans - CDBG	1,099,723	321,000	-	(114,924)			1,305,799	206,076
259	Revolving Loans - HOME	234,564	102,000	-	(402,000)			(65,436)	(300,000)
296	Utility User's Tax	(373)	-	-	-			(373)	-
297	PERS Phase-in	138,806	-	-	-			138,806	-
298	HealthSport Note	(20,364)	-	-	-			(20,364)	-
Total Special Revenue Funds:		\$ 11,103,637	\$ 11,922,773	\$ (1,225,000)	\$ (14,159,797)	\$ -	\$ -	\$ 7,641,613	\$ (3,479,524)

		2023-2024 Year End Proposed							
		Estimated Available Fund Balance 6/30/2023	Estimated Revenue	Net Transfers	Estimated Expenditures	One-time Pension Contribution Sect. 115	Transfer Fund Balance to Economic Stabilization	Estimated Available Fund Balance 6/30/2024	Estimated Change in Net Position
Capital Improvement Fund:									
350	Capital Improvements Fund	\$ 184,159	\$ 95,000	\$ -	\$ (94,829)	\$ -	\$ -	\$ 184,330	\$ 171
Special Assessment District Funds:									
442	Mad River Business Park	8,056	7,040	(7,040)	-	-	-	8,056	-
445	Curtis Heights	1,217	-	-	-	-	-	1,217	-
447	Janes Creek Meadows	16,690	16,080	(16,000)	-	-	-	16,770	80
490	Windsong	7,422	14,850	(14,850)	-	-	-	7,422	-
Total Special Assessment District Funds:		\$ 33,386	\$ 37,970	\$ (37,890)	\$ -	\$ -	\$ -	\$ 33,466	\$ 80
Enterprise Funds:									
661	Water	8,263,398	9,374,000	(100,000)	(12,287,471)	(500,000)	-	4,749,927	(3,513,471)
662	Wastewater	26,734,284	26,317,161	(100,000)	(29,172,116)	(750,000)	-	23,029,329	(3,704,955)
663	A&MRTS	1,040,531	1,413,517	-	(1,416,998)	-	-	1,037,050	(3,481)
664	Solid Waste	488,338	535,500	-	(568,741)	-	-	455,097	(33,241)
666	Storm Drainage	112,837	402,423	30,000	(719,563)	-	-	(174,303)	(287,140)
Total Enterprise Funds:		\$ 36,639,388	\$ 38,042,601	\$ (170,000)	\$ (44,164,889)	\$ (1,250,000)	\$ -	\$ 29,097,100	\$ (7,542,288)
Internal Service Fund:									
771	Central Garage	2,264,284	1,600,652	-	(2,048,243)	-	-	1,816,693	(447,591)
775	IT Services & Maintenance	7,267	609,329	-	(559,520)	-	-	57,076	49,809
Total Internal Service Funds:		\$ 2,271,551	\$ 2,209,981	\$ -	\$ (2,607,763)	\$ -	\$ -	\$ 1,873,769	\$ (397,782)
Successor Agency:									
880	Successor Agency - Admin	(214,497)	-	-	(27,000)	-	-	(241,497)	(27,000)
881	Successor Agency - Debt Service	(4,267,428)	471,913	-	(462,714)	-	-	(4,258,229)	9,199
885	Successor - Project Fund	(179,512)	-	-	-	-	-	(179,512)	-
Total Successor Agency Funds:		\$ (4,661,437)	\$ 471,913	\$ -	\$ (489,714)	\$ -	\$ -	\$ (4,679,238)	\$ (17,801)
Grand Total All Funds:		\$ 55,350,647	\$ 72,090,696	\$ -	\$ (85,836,031)	\$ (2,500,000)	\$ (1,162,000)	\$ 37,943,312	\$ (17,424,835)

REVENUE

CITY OF ARCATA

Revenue Descriptions

Secured Property Tax Secured property taxes are taxes on real property including land improvement, mines and mineral rights, and possessory rights. The tax is 1% of the property's assessed value. The City receives approximately \$.08 for each \$1.00 of property tax collected. Other agencies such as schools, the library, the community college, etc., receive the balance of property tax revenue.

Unsecured Property Tax Unsecured property tax is a tax on the property contained within a business such as machinery and equipment, office furniture, tools and supplies. Airplanes and boats are also on the unsecured roll. The City receives approximately \$.15 for each \$1.00 of unsecured property tax collected.

Supplemental Roll The supplemental roll tax is the interim tax for new buildings and building and land transfers.

Timber Yield Tax Timber yield tax is a tax assessed on timber that is cut within the County of Humboldt. The tax is allocated to local agencies.

Sales Tax Sales tax is a tax applied to most items (except food) sold at the retail level. For every taxable dollar spent within the City of Arcata, the City receives \$.01 of the sales tax.

Transactions & Use Tax Transactions and Use Tax was approved by the voters in 2008 for a period of 20 years. It is applied at a rate of .75%.

Utility Users Tax Utility Users Tax is a 3% tax on electricity, gas, water, wastewater, cable television, and telephone. This tax was first approved by voters in 1996. More recently this was approved in 2012 and tax expires in November of 2024.

Excessive Electricity Use Tax This is a 45% tax on electricity for customers who use over 600% of baseline. This tax expires in November of 2024.

Transient Occupancy Tax The Transient Occupancy Tax (TOT) is a tax imposed by the City on occupants of hotels, motels, and RV parks. A transient pays a tax of 10% of the amount charged. Each hotel, motel, or RV park collects the tax at the same time as the rent is collected and remits the tax to the City.

Franchise Tax The Franchise Tax is a tax on the use of public rights of way.

Business Licenses Business licenses are issued for all businesses. License fees are intended solely to raise revenue and are not intended for regulation. The fees charged for the business licenses are set by resolution of the City Council. Business license taxes are collected by the Finance Director.

Real Property Transfer Tax The Real Property Transfer Tax is assessed by the County Recorder's Office when a property transfer occurs. The current rate is \$1.10 per \$1,000 of the assessed value of the property transferred.

Animal Licenses The owner of every dog within the incorporated areas of the City must pay an annual license fee.

Parking Meters “Parking meter zones shall be established within boundaries which coincide with designated preferential parking zones. Within the parking meter zones, streets where parking is permitted at parking meters shall be designated by a resolution by the City Council.

Parking Fines Parking fines are set in accordance with the appropriate California Vehicle Code section. A portion of the fine is collected by the City and the balance is remitted to the County.

Investment Earnings The City of Arcata operates its temporary pooled idle cash investments under the Prudent Man Rule. This affords the City a broad spectrum of investment opportunities as long as the investment is deemed prudent and allowable under the current legislation of the State of California.

Rents and Leases – Ball Park, Buildings and Community Park The City of Arcata owns a variety of public buildings and sports fields for which rent and fees are charged for their use. The Fee Resolution contains the actual rental costs.

Property Tax in Lieu of Vehicle License Fee The City of Arcata receives income from the State of California from motor vehicles licensing fees. The Revenue and Taxation Code provides that 81.25% of all motor vehicle license fees received by the State be allocated 50% to cities and 50% to counties. The payment to cities is distributed based on the proportion that the population of each city bears to the total population of all cities.

Off-Highway Motor Vehicle License Fee The state off-highway motor vehicle license is distributed to the City of Arcata from the State of California.

Homeowners Tax Relief The Homeowners’ Property Tax Relief Program is provided for in the State Constitution. It exempts the first \$7,000 of the market value of a homeowner’s principal residence from property taxes. The City is reimbursed by the State for the lost revenue due homeowners’ property tax relief.

FEMA & OES Reimbursement Funds received by the City from FEMA and OES for disaster related reimbursements.

State-Mandated Cost Reimbursement The City is reimbursed by the State for State programs which are mandated. The State reimburses the City for mandated costs if the funds are budgeted by the State.

Abandoned Vehicle Rebate Funds to be received through the Department of Motor Vehicle registration fees.

- Planning and Zoning Fees** Fees collected to cover City expenses in processing land use application.
- Plan Check Fees** Plan check fees are to reimburse for checking plans for compliance with current planning and zoning regulations. Charges for current services are fees paid to the City by a prospective builder for plan check.
- Special Police Services** Special police service is revenue received from a variety of sources; for example, loud party fees.
- Bicycle Safety/Awareness** Bicycle traffic violation fees are to be used to fund a bicycle safety program.
- Decal Sales** This is income from the sale of the second and third preferential parking permits for neighborhoods surrounding Humboldt State University. This money is collected by the Finance Department.
- Alarm Fees** This is a fee collected from people who have alarm systems that, if triggered, will automatically dial the Police Department. This is a fee for false alarms charged to the owner of the property to defray costs of the police response to the false alarm. These fees are set by resolution of the City Council.
- Recreation Programs - Other** These fees charged to persons who utilize the various recreation programs and/or facilities offered by the Recreation Department. Examples are: gymnastics, youth basketball and preschool.
- Recreation Program Fees – Self Supporting** Fee charged for contract leisure classes.
- Recreation Program Fees – Non-Resident Fees** Non-resident fees are charged to those who do not live, own property or a business within the city limits of Arcata.
- Police Reimbursement Revenue** Police reimbursement revenue is money that is paid by private citizens for damage to police property.
- Humboldt County Drug Task Force** The Humboldt County Drug Task Force is a multi-district agency who, through their combined efforts, attempt to control both the cultivation and trafficking of narcotics in Humboldt County. Assets connected with drug trafficking are sold through the forfeiture process. The funds received are used to support the Task Force. Revenues may only be used to enhance law enforcement efforts.
- Bicycle Licenses** Bicycle license fees are collected by the City through the sale of bicycle licenses.
- Sidewalk Repairs** Sidewalk repairs are fees charged to the property owner by the City for repairs.

<u>Parks/Open Space Tax</u>	\$37 annual special parcel tax to fund acquisition, improvements and maintenance of the City’s parks, trails, forest and open spaces.
<u>P.O.S.T. Reimbursement</u>	The Commission Peace Officer Standards and Training is a state fund accumulated from monies derived from a portion of fines paid by criminals. P.O.S.T. offers certified courses which are paid by P.O.S.T. funds. Arcata sends Police Officers to P.O.S.T. certified courses and receives full reimbursement of costs incurred.
<u>Forest Revenue-Timber Sales</u>	Funds received for logs harvested from City-owned forest properties, such as the Arcata Community Forest and the Jacoby Creek Community Forest.
<u>State Gas Tax</u>	The State Gas Tax is divided into a series of different categories which each have a specific purpose for which they are used. The Gas Tax is divided into three categories: construction funds, maintenance funds and engineering funds.
<u>State Gas Tax 2106-Construction</u>	This money is available for any street or road purpose.
<u>State Gas Tax 2107-Maintenance</u>	These funds may be used for any street construction or maintenance purposes.
<u>State Gas Tax 2107.5-Engineering</u>	This money is available for engineering costs and administrative expenses.
<u>State Gas Tax 2105-Street Maintenance</u>	This money is available for any street or road purpose.
<u>State Gas Tax 2103</u>	This money is available for any street or road purpose.
<u>Vehicle Code Fines</u>	Fines for traffic violations are allocated to the City of Arcata and to Humboldt County. The City portion is deposited into the traffic safety fund and be used for related expenditures.
<u>HCD Block Grant</u>	These funds are received as grants from the State Department of Housing and Community Development, which grants money for specific projects.
<u>Industrial Park Rentals</u>	Rental charges for land rented from the City in the Industrial Park.
<u>Residential Construction Tax</u>	A tax of 1% of the value of multi-family structures is levied as a residential construction tax for the purpose of acquisition, improvement, expansion and maintenance of City public parks.
<u>Parkland-In-Lieu</u>	The Parkland-In-Lieu fee is a fee collected from subdividers for the purpose of acquiring necessary land and developing new or rehabilitation of parks and recreational facilities reasonably related to serving the subdivision.

**Humboldt County
Drug Task Force**

The Humboldt County Drug Task Force is a multi-district agency who, through their combined efforts, attempt to control both the cultivation and trafficking of narcotics in Humboldt County. Assets connected with drug trafficking are sold through the forfeiture process. The funds received are used to support the Task Force. Revenues may only be used to enhance law enforcement efforts.

Water Service Charges

Water service charges are set by the Fee Resolution. Water service charges are sufficient to cover all normal operating expenses, including all maintenance and service expenses such as labor, materials, supplies, and bonds.

**Water Utility-
Change of Service**

The change of service charges are set by the Fee Resolution.

Double Check Valves

Double check valves and backflow preventer are used to prevent water from flowing back into the City water supply. Double check valves are required by the State Health Department.

Private Fire Protection

Private fire protection fee rates are set by the annual Fee Resolution. The rates are for fire service and water consumed by private un-metered fire lines used exclusively for fire protection. Changes are based on line size.

**Wastewater Service
Charges**

Wastewater service charges are set by the Fee Resolution. Wastewater service charges are sufficient to cover all normal operating expenses, including all maintenance and service expenses such as labor, materials, supplies, and bonds.

Wastewater Connection Fee

Wastewater connection fees are set by the Fee Resolution. Charges within and outside the limits of the City are payable in advance for the installation of new service and meters, when work is performed by City forces.

TDA Funds

Transportation Development Act funds are available for use for public transportation roads and streets, and bikeways and bike paths. Revenues to the Local Transportation Fund are derived from retail sales tax collected statewide.

**State Transit Assistance
Funds (STAF)**

State Transit Assistance Funds may be used for any transit purpose.

Passenger Fares

Passenger fares are received from riders of A&MRTS. Fares are determined by resolution of the City Council.

Special Fees – HSU

Students of Humboldt State University (HSU) pay a reduced fare ride on A&MRTS buses. HSU reimburses A&MRTS the difference.

**Passenger Fares –
Dial-A-Ride/Dial-A-Lift**

Dial-A-Ride services Arcata residents who qualify for door-to-door service because of disability or age and cannot use the public transit service. Dial-A-Lift is designed to complement the existing taxi Dial-A-Ride service with a vehicle equipped with a lift. This service vehicle also serves a feeder vehicle for wheelchair persons to the accessible transit buses.

Bus Advertising

Revenues are received from persons/businesses advertising on the interior of A&MRTS buses.

**Integrated Waste
Management - AB 939**

The State of California, in Assembly Bill 939, mandated the City to manage solid waste within its jurisdiction. The City Council adopted this fee to pay for the management program.

**Solid Waste Service
Charges**

User charges for garbage pick-up service.

Central Garage

The Central Garage is an internal service fund which is responsible for the purchase and maintenance of vehicles for the City. The Central Garage bills each of the City's departments for its services.

Drainage Fees

Drainage Fees are collected with building permits to finance the construction, maintenance, improvement and enhancement of erosions control and drainage facilities.

Stormwater Drainage Fees

Fees charged to property owners based on the square footage of impermeable surface. Fees collected are to be used for stormwater management.

**Successor Agency /
Redevelopment**

The City's Redevelopment Agency was established in 1982 to fund redevelopment projects. The Redevelopment Agency is funded through tax increments. The tax increment is the property tax paid on the difference between the base year's assessed value (1982) and the present year's assessed value. The Redevelopment Agency receives approximately \$.60 of every \$1.00 of property tax increment revenue generated. The remaining \$.40 is apportioned to the County and other agencies.

The funds are used for redevelopment projects including rehabilitation, bond debt service, public improvements, major street improvements, planning and design. Redevelopment law requires the Agency to use 20% of its funds for low and moderate income housing needs.

Due to State actions, the Agency was eliminated by statute on June 27, 2011. The Successor Agency is tasked with winding down the affairs of the City's Redevelopment Agency.

Successor Housing Agency

The Housing activities of the former Redevelopment Agency have been transferred to the Successor Housing Fund for development of low and moderate income housing needs.

Special Assessment Districts

The City administers three active districts – Windsong Landscaping, Janes Creek Meadows Landscaping District, and Mad River Business Park Landscaping District. These districts were formed to fund the installation and maintenance of open spaces in these subdivisions. Properties within the district are assessed amounts as an addition to the property tax bills.

**CITY OF ARCATA
FY 2023-24 PROPOSED REVENUE BUDGET**

Account Number	Description	Classification	FY 2021 Actuals	FY 2022 Actuals	FY 2023 Adopted Budget	FY 2024 Proposed Budget
101-00-00-41100	Secured Property Taxes	Taxes	1,678,310	1,647,533	1,775,000	1,793,000
101-00-00-41150	Unsecured Property Taxes	Taxes	68,744	52,937	75,000	76,000
101-00-00-41160	Supplemental Roll	Taxes	26,084	11,246	20,000	20,000
101-00-00-41200	Timber Yield Tax	Taxes	47	21	25	-
101-00-00-41300	Sales Tax	Taxes	2,946,963	3,083,415	2,905,000	2,950,000
101-00-00-41310	Transactions & Use Tax	Taxes	2,694,215	2,826,138	2,630,000	2,656,000
101-00-00-41350	Utility Users Tax	Taxes	1,130,348	1,030,498	1,100,000	1,155,000
101-00-00-41360	Excessive Electricity Use Tax	Taxes	222,773	204,979	120,000	140,000
101-00-00-41400	Transient Occupancy Taxes	Taxes	1,638,280	2,029,499	1,500,000	1,575,000
101-00-00-41410	TOT HCTBID	Taxes	3,674	(10)	3,500	5,000
101-00-00-41500	Franchise Fee Revenue	Taxes	279,072	282,624	275,000	278,000
101-00-00-41600	Business License Tax	Taxes	130,700	139,928	115,000	116,000
101-00-00-41700	Real Property Transfer Tax	Taxes	56,587	66,461	40,000	45,000
	General Fund Taxes Subtotal		10,875,797	11,375,270	10,558,525	10,809,000
101-00-00-42100	Animal Licenses	Licenses & Permits	12,690	11,845	10,000	11,000
101-00-00-42250	Parking Meters	Licenses & Permits	6,309	15,969	19,000	19,000
101-00-00-42300	Building Permits	Licenses & Permits	566,712	339,142	420,000	450,000
101-00-00-42310	Reinspection Fees	Licenses & Permits	-	-	50,000	-
101-00-00-42320	Resident Rental Inspect Progm	Licenses & Permits	-	-	-	100,000
101-00-00-42420	CCAP Permit Fees	Licenses & Permits	295,094	287,656	275,000	240,000
101-00-00-42500	Electrical Permits	Licenses & Permits	-	-	-	-
101-00-00-42600	Plumbing & Gas Permits	Licenses & Permits	-	-	-	-
101-00-00-42700	Mechanical Permits	Licenses & Permits	-	-	-	-
101-00-00-42800	Short Term Rental Permits	Licenses & Permits	3,660	3,390	4,000	17,000
101-00-00-42900	Other Licenses & Permits	Licenses & Permits	-	-	-	-
	General Fund Licenses & Permits Subtotal		884,465	658,002	778,000	837,000
101-00-00-43200	Parking Fines	Fines & Forfeitures	145,799	145,114	150,000	175,000
101-00-00-43300	General Misdemeanors	Fines & Forfeitures	-	-	-	-
	General Fund Fines & Forfeitures Subtotal		145,799	145,114	150,000	175,000
101-00-00-44100	Investment Earnings	Use of Money & Property	19,571	(147,674)	(100,000)	(150,000)
101-00-00-44210	Rents & Leases - Buildings	Use of Money & Property	7,771	72,063	70,000	74,200
101-00-00-44220	Rents & Leases - City Parks	Use of Money & Property	5,887	47,044	70,000	55,000
101-00-00-44230	Rents & Leases - Cmty Park	Use of Money & Property	6,950	9,225	11,000	12,000
101-00-00-44250	Rents & Leases - Crematory	Use of Money & Property	-	-	-	-
	General Fund Use of Money & Property Subtotal		40,178	(19,343)	51,000	(8,800)
101-00-00-45100	Motor Vehicle In Lieu Tax	Intergovernmental Revenues	1,878,807	1,941,133	2,035,000	2,138,000
101-00-00-45110	Off Hwy Vehicle In Lieu Tax	Intergovernmental Revenues	-	-	-	-
101-00-00-45120	Homeowners Prop Tax Rel	Intergovernmental Revenues	18,554	15,809	10,000	12,000
101-00-00-45220	Coastal Commission Grant	Intergovernmental Revenues	-	-	-	-
101-00-00-45221	CARES Act	Intergovernmental Revenues	221,792	-	-	-
101-00-00-45315	ABC Grant	Intergovernmental Revenues	-	-	-	-
101-00-00-45320	CHP Grant Funds	Intergovernmental Revenues	-	-	-	-
101-00-00-45325	School Resource Officer Grant	Intergovernmental Revenues	282,294	290,763	350,756	-
101-00-00-45330	State 911 Enhancement	Intergovernmental Revenues	-	-	-	-
101-00-00-45335	State Realignment Funds	Intergovernmental Revenues	-	12,600	-	-
101-00-00-45340	Booking Fees Reimbursemt	Intergovernmental Revenues	1,933	-	2,000	-
101-00-00-45360	Abandoned Vehicle Abate	Intergovernmental Revenues	22,464	15,034	9,000	10,000
101-00-00-45380	HAF Emmerson Endowment	Intergovernmental Revenues	-	-	-	-
101-00-00-45390	Other Police Grants	Intergovernmental Revenues	9,549	(2,986)	-	-
101-00-00-45600	Energy Management Grants	Intergovernmental Revenues	3,651	-	-	-
101-00-00-45810	Park Bond Funds	Intergovernmental Revenues	-	-	177,952	177,952
101-00-00-45820	Neighborhood Parks Grant	Intergovernmental Revenues	-	-	-	-
101-00-00-45880	Other Parks Grants	Intergovernmental Revenues	104,615	-	195,252	2,214,936
101-00-00-45890	Other Recreation Grants	Intergovernmental Revenues	39,289	23,500	28,000	26,000
101-00-00-45920	Indian Gaming Grant	Intergovernmental Revenues	-	-	-	-
101-00-00-45985	SB 90 State Mandated Costs	Intergovernmental Revenues	11,300	8,462	9,500	9,800
	General Fund Intergovernmental Revenues Subtotal		2,594,248	2,304,314	2,817,460	4,588,688
101-00-00-46100	Planning & Zoning Fees	Charges for Services	62,212	59,203	40,000	45,000
101-00-00-46105	Gen Plan / Hsg Update Fees	Charges for Services	-	-	43,745	45,000
101-00-00-46110	Plan Check Fees - Planning	Charges for Services	18,924	17,325	19,000	20,000
101-00-00-46120	Planning Fees - Consultants	Charges for Services	128	-	-	-
101-00-00-46130	Public Works Inspections	Charges for Services	112,142	58,417	50,000	40,000
101-00-00-46140	Map Check Fees	Charges for Services	18,849	6,951	5,000	5,000
101-00-00-46150	Plan Check Fee - In-House	Charges for Services	-	-	-	-

**CITY OF ARCATA
FY 2023-24 PROPOSED REVENUE BUDGET**

Account Number	Description	Classification	FY 2021 Actuals	FY 2022 Actuals	FY 2023 Adopted Budget	FY 2024 Proposed Budget
101-00-00-46160	Plan Check Fee - Consultant	Charges for Services	23,335	3,930	6,126	-
101-00-00-46170	Subdivision Inspect Fees	Charges for Services	-	-	1,000	-
101-00-00-46180	Building Regulation Pass Thru	Charges for Services	-	-	-	-
101-00-00-46200	Special Police Services	Charges for Services	943	514	250	250
101-00-00-46220	Vehicle Release Fees	Charges for Services	24,485	15,450	17,000	16,000
101-00-00-46230	Parking Decal Sales	Charges for Services	3,813	3,985	4,000	4,400
101-00-00-46240	Alarm Fees	Charges for Services	14,625	16,550	17,000	17,000
101-00-00-46250	Fingerprinting Services	Charges for Services	42,848	89,939	53,000	50,000
101-00-00-46302	Gymnastics	Charges for Services	2,271	10,142	15,000	20,000
101-00-00-46305	Youth Basketball	Charges for Services	-	-	35,000	35,000
101-00-00-46310	Teen Programs	Charges for Services	2,451	4,711	1,000	1,500
101-00-00-46315	Recreation Play Center	Charges for Services	-	65	-	1,500
101-00-00-46318	Break Camps	Charges for Services	355	4,397	17,500	12,000
101-00-00-46320	Drop-in Activities	Charges for Services	18	3,343	2,682	10,000
101-00-00-46324	Challenge Course	Charges for Services	-	-	-	-
101-00-00-46331	Redwood Day Camp	Charges for Services	57,947	49,253	120,000	90,000
101-00-00-46335	Adventure/Skate Camps	Charges for Services	81,411	108,302	45,000	78,200
101-00-00-46337	AMIC Programs	Charges for Services	-	-	-	-
101-00-00-46338	Art Camps	Charges for Services	17,903	15,435	24,000	15,300
101-00-00-46339	City Arts	Charges for Services	1,260	1,918	2,500	4,500
101-00-00-46341	Science Camps	Charges for Services	21,023	19,372	18,000	15,300
101-00-00-46345	Orchestra	Charges for Services	-	-	-	-
101-00-00-46346	Plays in the Park	Charges for Services	-	-	-	-
101-00-00-46348	Birthday Parties	Charges for Services	-	-	-	1,500
101-00-00-46350	Community Events	Charges for Services	-	20	7,500	8,000
101-00-00-46352	Bayside Park	Charges for Services	2,372	4,204	2,500	2,500
101-00-00-46353	Bayside Park Farm Shares	Charges for Services	57,060	44,986	57,000	57,000
101-00-00-46355	Special Event Permits	Charges for Services	2,820	4,938	5,000	5,000
101-00-00-46360	Recreation - Contract Classes	Charges for Services	15	3,094	7,000	5,000
101-00-00-46365	Recreation - Non-Resident Fees	Charges for Services	9,639	9,920	15,000	7,000
101-00-00-46382	Sale of Merchandise	Charges for Services	571	115	100	100
	General Fund Charges for Services Subtotal		579,420	556,477	630,903	612,050
101-00-00-46990	Interfund Revenue - Admin	Interfund/Intergovt	1,311,640	1,435,440	1,671,990	2,052,170
101-00-00-46991	Interfund Revenue - Insurance	Interfund/Intergovt	-	-	-	-
101-00-00-46992	Office Srvces Photocopy	Interfund/Intergovt	5,652	6,303	5,000	5,200
101-00-00-46993	Office Srvces Mail Room	Interfund/Intergovt	7,050	9,861	9,000	9,000
	General Fund Interfund/Intergovt Subtotal		1,324,343	1,451,604	1,685,990	2,066,370
101-00-00-49101	Public Works Reimb Revenue	Other Revenue	(6,232)	100,914	686,412	200,000
101-00-00-49102	Parks Reimb Revenue	Other Revenue	19,680	10,987	20,000	-
101-00-00-49103	Streetlight Project Revenue	Other Revenue	-	-	-	-
101-00-00-49104	Sidewalk Project Revenue	Other Revenue	-	-	-	-
101-00-00-49150	PW Reimb-Traffic Mitigate	Other Revenue	-	-	-	-
101-00-00-49210	Prisoner Extradition	Other Revenue	-	-	-	-
101-00-00-49220	Police Misc Revenue	Other Revenue	8,560	4,709	5,000	5,000
101-00-00-49230	Police Auction Revenue	Other Revenue	1,478	1,629	1,000	1,000
101-00-00-49240	D U I Recovery	Other Revenue	-	-	-	-
101-00-00-49260	Hmb. Cnty Drug Task Force	Other Revenue	33,601	-	169,000	-
101-00-00-49810	Donations	Other Revenue	-	-	-	-
101-00-00-49820	Land Sales	Other Revenue	-	-	-	-
101-00-00-49881	Sale of GIS Maps	Other Revenue	69	1,578	100	150
101-00-00-49882	Sale of Promotional Video	Other Revenue	-	-	-	-
101-00-00-49883	Bird Guide Sales	Other Revenue	-	-	-	-
101-00-00-49884	Shell Fish Lease	Other Revenue	-	-	-	-
101-00-00-49885	Emergency Preparedness Grants	Other Revenue	-	-	-	-
101-00-00-49886	Equity Arcata	Other Revenue	35,500	11,075	5,000	15,000
101-00-00-49900	Other Revenue	Other Revenue	27,587	13,668	12,000	10,000
101-00-00-49997	Financing Proceeds	Other Revenue	-	-	-	-
101-00-00-49998	Payment To Escrow Agent	Other Revenue	-	-	-	-
	General Fund Other Revenue Subtotal		120,243	144,560	898,512	231,150
	General Fund Total		16,564,493	16,615,999	17,570,390	19,310,458
202-00-00-41100	Open Space Property Tax	Taxes	-	168,165	160,000	168,000
202-00-00-44100	Investment Earnings	Use of Money & Property	-	(646)	-	-
	Open Space Property Tax		-	167,519	160,000	168,000
203-00-00-42200	Bicycle Licenses	Licenses & Permits	60	(15)	-	3,000

**CITY OF ARCATA
FY 2023-24 PROPOSED REVENUE BUDGET**

Account Number	Description	Classification	FY 2021 Actuals	FY 2022 Actuals	FY 2023 Adopted Budget	FY 2024 Proposed Budget
203-00-00-44100	Investment Earnings	Use of Money & Property	1	(39)	-	500
	Bicycle Registration		61	(54)	-	3,500
204-00-00-44100	Investment Earnings	Use of Money & Property	(25)	(348)	-	-
204-00-00-45350	P.O.S.T. Reimbursements.	Intergovernmental Revenues	11,028	6,018	28,000	35,000
204-00-00-49900	Other Revenue	Other Revenue	-	-	-	-
	P.O.S.T.		11,003	5,669	28,000	35,000
205-00-00-44100	Investment Earnings	Use of Money & Property	176	(10,357)	-	-
205-00-00-44500	Sale of Timber	Use of Money & Property	303,990	-	358,047	470,000
205-00-00-44600	Sale Of Carbon Credits	Use of Money & Property	45,858	6,582	5,000	3,000
205-00-00-45450	Other State Grants	Intergovernmental Revenues	237	-	-	500
205-00-00-49810	Donations	Other Revenue	-	-	500	-
205-00-00-49900	Other Revenue	Other Revenue	59,488	14,156	10,000	-
	Forest Management		409,749	10,382	373,547	473,500
207-00-00-44100	Investment Earnings	Use of Money & Property	631	(5,001)	-	-
207-00-00-45710	St Hwy Users Tax Sec 2106	Intergovernmental Revenues	67,290	72,107	76,528	82,927
207-00-00-45715	St Hwy Users Tax Sec 2107.5	Intergovernmental Revenues	4,000	4,000	4,000	4,000
207-00-00-45720	St Hwy Users Tax Section 2105	Intergovernmental Revenues	91,515	96,221	112,182	122,000
207-00-00-45730	St Hwy Users Tax Sec 2107	Intergovernmental Revenues	123,836	115,155	134,387	146,539
207-00-00-45745	St Hwy Users Tax Sec 2103	Intergovernmental Revenues	119,844	136,877	159,589	184,234
	State Gas Tax Fund 2107		407,116	419,360	486,686	539,700
208-00-00-44100	Investment Earnings	Use of Money & Property	-	(2,979)	-	-
208-00-00-45700	SB1 / Prop 1B Bond Funds	Intergovernmental Revenues	-	354,194	392,775	459,599
	SB-1		-	351,215	392,775	459,599
209-00-00-43100	Vehicle Fines Non-Parking	Fines & Forfeitures	39,189	28,168	30,000	15,000
209-00-00-44100	Investment Earnings	Use of Money & Property	(2)	(81)	-	-
209-00-00-49150	PW Reimb-Traffic Mitigate	Other Revenue	-	-	-	-
209-00-00-49900	Other Revenue	Other Revenue	-	-	-	-
	Traffic Safety		39,187	28,087	30,000	15,000
210-00-00-44100	Investment Earnings	Use of Money & Property	-	1	-	-
210-00-00-45750	STIP Funds	Intergovernmental Revenues	-	-	725,000	2,388,000
210-00-00-45752	HSIP Funds	Intergovernmental Revenues	-	102,826	492,029	142,849
210-00-00-45753	LSRP Funds	Intergovernmental Revenues	10,164	1,026	28,811	-
210-00-00-45782	CalTrans BTA Grant	Intergovernmental Revenues	-	27,000	272,260	334,784
210-00-00-49800	Reimbursement Revenue	Other Revenue	-	535	-	-
210-00-00-49801	Bike Share Program	Other Revenue	-	19,904	3,000	6,000
210-00-00-49900	Other Revenue	Other Revenue	-	-	37,200	36,000
	STIP Project		10,164	151,292	1,558,300	2,907,633
211-00-00-44100	Investment Earnings	Use of Money & Property	(452)	-	-	-
211-00-00-45211	2017 EPA Brownfields Grant	Intergovernmental Revenues	83,946	24,826	24,000	20,000
211-00-00-45212	17-CDBG-12017	Intergovernmental Revenues	1,670,226	669,395	1,800,000	-
211-00-00-45213	Coastal Commission LCP-18-01	Intergovernmental Revenues	26,775	43,413	-	100,000
211-00-00-45214	20-CDBG-CV1-00012-MIST	Intergovernmental Revenues	26,141	54,698	-	-
211-00-00-45215	20-CDBG-CV1-00089-AHP-BOYD	Intergovernmental Revenues	-	65,757	-	-
211-00-00-45216	20-CDBG-CV2-3-00213 AHP	Intergovernmental Revenues	-	133,992	176,344	152,000
211-00-00-45217	20-CDBG-CV2-3-Outdoor Events	Intergovernmental Revenues	-	68,903	78,000	50,500
211-00-00-45450	Other State Grants	Intergovernmental Revenues	-	-	-	-
211-00-00-49900	Other Revenue	Other Revenue	-	-	-	9,000
	HCD Block Grant		1,806,636	1,060,984	2,078,344	331,500
212-00-00-44100	Investment Earnings	Use of Money & Property	5	(3,750)	-	-
212-00-00-44200	Principal Collections	Use of Money & Property	-	-	-	-
212-00-00-44280	Industrial Park Rental	Use of Money & Property	255,561	247,229	245,000	275,000
212-00-00-45211	Headwaters Grant	Intergovernmental Revenues	-	-	-	-
212-00-00-45450	Other State Grants	Intergovernmental Revenues	-	-	-	-
212-00-00-49820	Land Sales	Other Revenue	-	-	-	-
212-00-00-49900	Other Revenue	Other Revenue	-	-	-	200,000
	Industrial Park		255,567	243,479	245,000	475,000
213-00-00-44100	Investment Earnings	Use of Money & Property	-	-	-	-
213-00-00-45001	SB2 19-PGP-13272	Intergovernmental Revenues	34,739	125,238	-	12,546
213-00-00-45002	SALC 3019-905	Intergovernmental Revenues	-	110,559	105,476	-
213-00-00-45003	HEAP	Intergovernmental Revenues	400,000	-	-	-
213-00-00-45004	20-LEAP-15634	Intergovernmental Revenues	-	65,000	22,423	-
213-00-00-45005	REAP 2019	Intergovernmental Revenues	-	-	30,000	5,400
	Community Development Grants		434,739	300,798	157,899	17,946
214-00-00-41800	Recreation Fee for New Constr.	Taxes	82,930	46,444	30,000	30,000

**CITY OF ARCATA
FY 2023-24 PROPOSED REVENUE BUDGET**

Account Number	Description	Classification	FY 2021 Actuals	FY 2022 Actuals	FY 2023 Adopted Budget	FY 2024 Proposed Budget
214-00-00-44100	Investment Earnings	Use of Money & Property	19	(4,439)	-	-
	Residential Construction Tax		82,949	42,005	30,000	30,000
215-00-00-41900	Parkland In Lieu Fees	Taxes	29,608	3,496	14,000	14,000
215-00-00-44100	Investment Earnings	Use of Money & Property	60	(2,099)	-	-
	Parkland In Lieu		29,668	1,397	14,000	14,000
216-00-00-41910	Parking In Lieu Fees	Taxes	-	-	-	-
216-00-00-44100	Investment Earnings	Use of Money & Property	64	(3,146)	-	-
	Parking In Lieu		64	(3,146)	-	-
218-00-00-41300	Sales Tax	Taxes	111,086	173,918	110,000	117,000
218-00-00-44100	Investment Earnings	Use of Money & Property	46	(1,654)	-	-
	Public Safety Tax		111,132	172,265	110,000	117,000
219-00-00-44100	Investment Earnings	Use of Money & Property	250	(4,859)	-	-
219-00-00-45614	State Coastal Conservancy	Intergovernmental Revenues	-	-	-	-
219-00-00-45740	Roads & Streets TEA	Intergovernmental Revenues	238,658	121,413	120,000	120,000
219-00-00-45741	CRRSAA	Intergovernmental Revenues	-	87,269	-	-
219-00-00-45782	CalTrans BTA Grant	Intergovernmental Revenues	-	-	-	-
	TEA RSTA		238,908	203,823	120,000	120,000
220-00-00-44100	Investment Earnings	Use of Money & Property	85	(4,040)	-	-
220-00-00-45910	FEMA/OES Reimbursement	Intergovernmental Revenues	117,750	26,411	531,500	-
220-00-00-45911	FEMA/OES Advance	Intergovernmental Revenues	281,500	-	-	-
	FEMA/OES		399,335	22,371	531,500	-
221-00-00-44100	Investment Earnings	Use of Money & Property	(16)	(5,180)	-	-
221-00-00-45310	SLESF Cops Grant Funding	Intergovernmental Revenues	155,222	152,998	160,000	160,000
	SLESF		155,206	147,817	160,000	160,000
224-00-00-44100	Investment Earnings	Use of Money & Property	-	(21,458)	-	-
224-00-00-45001	ARPA Funds	Intergovernmental Revenues	-	390,405	2,625,576	2,020,634
	ARPA		-	368,948	2,625,576	2,020,634
230-00-00-44100	Investment Earnings	Use of Money & Property	-	-	-	-
230-00-00-45001	21-HK-17183 West Village	Intergovernmental Revenues	-	-	9,935,282	-
	Homekey		-	-	9,935,282	-
231-00-00-44100	Investment Earnings	Use of Money & Property	-	-	-	-
231-00-00-45001	19-IIG-14663	Intergovernmental Revenues	-	-	2,992,780	1,592,780
	HG		-	-	2,992,780	1,592,780
232-00-00-44100	Investment Earnings	Use of Money & Property	-	-	-	-
232-00-00-45001	YHA MOU Reimbursements	Intergovernmental Revenues	6,500	926,845	878,900	17,500
	YHA MOU		6,500	926,845	878,900	17,500
233-00-00-44100	Investment Earnings	Use of Money & Property	-	-	-	-
233-00-00-45001	19-AHSC-12771	Intergovernmental Revenues	-	66,664	934,175	1,743,381
	AHSC		-	66,664	934,175	1,743,381
234-00-00-44100	Investment Earnings	Use of Money & Property	-	-	-	-
234-00-00-45251	16-HOME-11386	Intergovernmental Revenues	107,517	-	-	-
234-00-00-45252	19-HOME-14962	Intergovernmental Revenues	-	-	180,000	98,000
	HOME Grants		107,517	-	180,000	98,000
244-00-00-44100	Investment Earnings	Use of Money & Property	63,475	59,380	45,000	70,000
244-00-00-44200	Principle Collections	Use of Money & Property	11,573	12,069	12,000	12,000
244-00-00-49820	Land Sales	Other Revenue	-	-	15,000	-
244-00-00-49900	Other Revenue	Other Revenue	22,430	20,726	25,000	23,000
	Housing Improvement Projects		97,479	92,175	97,000	105,000
245-00-00-44100	Investment Earnings	Use of Money & Property	(4,647)	(132,151)	-	-
245-00-00-44200	Principal Collections	Use of Money & Property	23,441	36,719	20,000	23,500
245-00-00-44210	Rental & Leases	Use of Money & Property	50,143	20,800	25,000	15,000
	Public Improvement Projects		68,937	(74,632)	45,000	38,500
250-00-00-44100	Investment Earnings	Use of Money & Property	2,411	(10,088)	-	-
250-00-00-44200	Principal Collections	Use of Money & Property	12,974	47,084	25,000	16,600
250-00-00-44210	Rents & Leases - Buildings	Use of Money & Property	-	-	-	-
250-00-00-49900	Other Revenue	Other Revenue	-	-	-	-
	Basic RLF		15,384	36,995	25,000	16,600
255-00-00-44100	Investment Earnings	Use of Money & Property	145,783	122,313	60,000	75,000
255-00-00-44200	Principal Collections	Use of Money & Property	304,886	421,227	300,000	246,000
255-00-00-49900	Other Revenue	Other Revenue	-	-	-	-
	CDBG Program Income RLF		450,669	543,540	360,000	321,000
259-00-00-44100	Investment Earnings	Use of Money & Property	20,696	18,684	3,000	2,000
259-00-00-44200	Principal Collections	Use of Money & Property	251,631	125,330	115,000	100,000
259-00-00-49900	Other Revenue	Other Revenue	-	-	-	-

**CITY OF ARCATA
FY 2023-24 PROPOSED REVENUE BUDGET**

Account Number	Description	Classification	FY 2021 Actuals	FY 2022 Actuals	FY 2023 Adopted Budget	FY 2024 Proposed Budget
	HOME Program Income RLF		272,327	144,014	118,000	102,000
296-00-00-44100	Investment Earnings	Use of Money & Property	32	(819)	-	-
	Utility Users Tax		32	(819)	-	-
297-00-00-44100	Investment Earnings	Use of Money & Property	64	(2,385)	-	-
	PERS Phase-in		64	(2,385)	-	-
298-00-00-44100	Investment Earnings	Use of Money & Property	10	(364)	-	-
	HealthSport Note		10	(364)	-	-
350-00-00-44100	Investment Earnings	Use of Money & Property	27	(1,978)	-	-
350-00-00-44210	Rents & Leases	Use of Money & Property	9,500	6,000	6,000	-
350-00-00-44210	PW Reimb Revenue	Other Revenue	-	-	-	95,000
350-00-00-49900	Other Revenue	Other Revenue	-	-	-	-
	Capital Improvements		9,527	4,022	6,000	95,000
442-00-00-41190	Special Assessment Revenue	Taxes	5,404	5,473	6,522	7,040
442-00-00-44100	Investment Earnings	Use of Money & Property	2	(97)	-	-
	Mad River Parkway Assess Dist		5,406	5,376	6,522	7,040
445-00-00-44100	Investment Earnings	Use of Money & Property	0	(14)	-	-
	Curtis Heights Special Assess		0	(14)	-	-
447-00-00-41190	Special Assessment Revenue	Taxes	15,800	16,091	16,080	16,080
447-00-00-44100	Investment Earnings	Use of Money & Property	13	(230)	-	-
	Janes Creek Special Assess		15,813	15,860	16,080	16,080
490-00-00-41190	Special Assessment Revenue	Taxes	14,768	14,872	14,850	14,850
490-00-00-44100	Investment Earnings	Use of Money & Property	11	(125)	-	-
	Windsong Special Assess		14,779	14,747	14,850	14,850
661-00-00-44100	Investment Earnings	Use of Money & Property	1,798	(122,583)	-	-
661-00-00-45450	Other State Grants	Intergovernmental Revenues	-	-	2,500,000	3,000,000
661-00-00-46710	Water Service Charges	Charges for Services	5,310,539	5,202,016	5,300,000	5,750,000
661-00-00-46711	Water Service - Jacoby Creek	Charges for Services	(329)	3,508	7,000	7,000
661-00-00-46715	Non Payment Penalty	Charges for Services	(24)	772	32,000	32,000
661-00-00-46720	Change of Service Charges	Charges for Services	68,290	62,539	65,000	65,000
661-00-00-46730	Connection Fees	Charges for Services	274,262	104,233	180,000	450,000
661-00-00-46740	Double-check Valve	Charges for Services	30,289	30,724	30,000	35,000
661-00-00-46750	Private Fire Protection	Charges for Services	30,061	30,221	30,000	35,000
661-00-00-46770	Other Water Revenue	Charges for Services	-	-	-	-
661-00-00-49800	Reimbursement Revenue	Other Revenue	172	-	-	-
661-00-00-49997	Financing Proceeds	Other Revenue	-	-	-	-
	Water		5,715,057	5,311,429	8,144,000	9,374,000
662-00-00-44100	Investment Earnings	Use of Money & Property	121	(131,694)	-	-
662-00-00-45220	Coastal Commission Grant	Intergovernmental Revenues	-	-	-	-
662-00-00-45450	Other State Grants	Intergovernmental Revenues	54,176	-	487,400	493,661
662-00-00-45460	SRF Grant (SWRCB)-8127	Intergovernmental Revenues	414,751	-	-	17,500,000
662-00-00-45461	SRF Grant (SWRCB)-8272	Intergovernmental Revenues	243,481	-	11,545,000	13,500
662-00-00-45614	State Coastal Conservancy	Intergovernmental Revenues	-	-	-	5,500
662-00-00-46810	Wastewater Service Charge	Charges for Services	6,108,465	6,753,077	7,200,000	7,776,000
662-00-00-46815	Non Payment Penalty	Charges for Services	(71)	1,091	35,000	40,000
662-00-00-46820	Sewer Repair Fee	Charges for Services	335,417	323,147	155,000	-
662-00-00-46830	Connection Fees	Charges for Services	308,915	133,962	220,000	450,000
662-00-00-46840	FOG Pollution Prevention	Charges for Services	7,538	8,884	16,000	11,500
662-00-00-46850	Remediated Groundwater	Charges for Services	-	-	-	-
662-00-00-46860	Pretreatment Permit Fee	Charges for Services	2,351	3,138	2,500	2,500
662-00-00-46870	Other Sewer Revenue	Charges for Services	169	10	-	-
662-00-00-49800	Reimbursement Revenue	Other Revenue	12,025	6,261	7,500	7,000
662-00-00-49810	Donations	Other Revenue	1,955	1,992	10,000	5,000
662-00-00-49830	Interpretive Center Sales	Other Revenue	839	14,107	12,500	12,500
662-00-00-49997	Financing Proceeds	Other Revenue	-	-	-	-
	Wastewater		7,490,132	7,113,974	19,690,900	26,317,161
663-00-00-44100	Investment Earnings	Use of Money & Property	136	(7,947)	-	-
663-00-00-45450	Other State Grants	Intergovernmental Revenues	-	160,677	162,741	13,595
663-00-00-45451	CARES Act Revenues	Intergovernmental Revenues	165,849	-	100,000	-
663-00-00-45747	SGR	Intergovernmental Revenues	65,464	18,084	49,679	30,000
663-00-00-45760	LTF	Intergovernmental Revenues	294,911	1,192,534	1,250,655	749,422
663-00-00-45768	Dept Of Trans 5311 Fund	Intergovernmental Revenues	-	-	-	-
663-00-00-45770	S.T.A.F.	Intergovernmental Revenues	327,423	-	386,565	250,000
663-00-00-45910	FEMA/OES Reimbursement	Intergovernmental Revenues	-	-	-	-
663-00-00-46560	Passenger Fares	Charges for Services	7,214	33,719	30,000	26,000

**CITY OF ARCATA
FY 2023-24 PROPOSED REVENUE BUDGET**

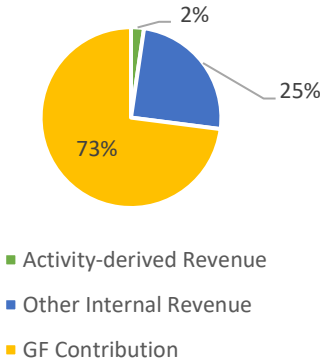
Account Number	Description	Classification	FY 2021 Actuals	FY 2022 Actuals	FY 2023 Adopted Budget	FY 2024 Proposed Budget
663-00-00-46561	Special Transit Fare Cal Poly	Charges for Services	139,664	139,430	190,000	190,000
663-00-00-46565	Bus Tickets	Charges for Services	7,851	-	-	-
663-00-00-46566	D.A.R.-Ticket Sales	Charges for Services	2,176	1,122	12,000	12,000
663-00-00-46573	Bus Advertising	Charges for Services	-	-	-	-
663-00-00-46575	Charter Service Revenues	Charges for Services	-	-	2,500	2,500
663-00-00-46579	Vending Machine Revenue	Charges for Services	-	-	-	-
663-00-00-49598	Greyhound Ticket Sales	Other Revenue	(319)	58	500	-
663-00-00-49599	Greyhound Commission	Other Revenue	8,740	9,160	7,500	-
663-00-00-49821	Sale Of Used Vehicles	Other Revenue	-	-	-	-
663-00-00-49900	Other Revenue	Other Revenue	1,411	776	152,500	140,000
	Transit		1,020,520	1,547,613	2,344,640	1,413,517
664-00-00-41500	Franchise Fee Revenue	Taxes	415,414	446,904	410,000	492,000
664-00-00-44100	Investment Earnings	Use of Money & Property	241	(8,452)	-	-
664-00-00-45453	State Recycling Grants Oil	Intergovernmental Revenues	-	-	-	-
664-00-00-45454	State Recycling Grant Beverage	Intergovernmental Revenues	-	5,000	5,000	10,000
664-00-00-45455	Calrecycle Food Waste Grant	Intergovernmental Revenues	87,781	62,515	41,804	-
664-00-00-45915	Integrated Waste Mgmt Grant	Intergovernmental Revenues	16,485	19,013	8,000	12,000
664-00-00-46450	Solid Waste Service Charges	Charges for Services	6,108	8,332	8,500	8,500
664-00-00-46453	Green Waste Drop Off Fees	Charges for Services	-	-	-	-
664-00-00-46455	Recyclable Revenue	Charges for Services	-	-	-	-
664-00-00-46459	Other Revenue	Charges for Services	27,967	12,555	12,000	13,000
	Solid Waste		553,997	545,867	485,304	535,500
666-00-00-42800	Drainage Fees - Building	Licenses & Permits	21,689	7,393	5,000	12,000
666-00-00-44100	Investment Earnings	Use of Money & Property	87	(4,704)	-	-
666-00-00-44210	Rents & Leases - Buildings	Use of Money & Property	86,710	84,086	84,339	86,509
666-00-00-45450	Other State Grants	Intergovernmental Revenues	-	-	-	-
666-00-00-45609	USFWS Grants	Intergovernmental Revenues	98,658	56,838	40,360	48,314
666-00-00-45614	State Coastal Conservancy	Intergovernmental Revenues	150,169	-	-	-
666-00-00-45620	Caltrans Grant	Intergovernmental Revenues	-	-	-	-
666-00-00-45621	Caltrans McDaniels	Intergovernmental Revenues	-	-	-	-
666-00-00-45631	NCoast Stormwater Coalition	Intergovernmental Revenues	-	-	-	-
666-00-00-45648	NAWC Grant (Lower Janes)	Intergovernmental Revenues	-	-	-	-
666-00-00-45683	NOAA Grant	Intergovernmental Revenues	-	-	-	-
666-00-00-45684	Envirn Enhanc & Mitigat.	Intergovernmental Revenues	-	-	-	-
666-00-00-45685	County Assess District	Intergovernmental Revenues	-	-	-	-
666-00-00-45689	L P Settlement Funds	Intergovernmental Revenues	-	-	-	-
666-00-00-45692	NRCS Grant	Intergovernmental Revenues	-	-	-	-
666-00-00-46650	Stormwater Fees	Charges for Services	232,083	237,724	235,000	253,800
666-00-00-49900	Other Revenue	Other Revenue	4,348	1,573	2,000	1,800
	Stormwater		593,743	382,910	366,699	402,423
771-00-00-44100	Investment Earnings	Use of Money & Property	141	(17,599)	-	-
771-00-00-46950	Central Garage Charges	Interfund/Intergovt	925,671	1,068,880	1,133,576	1,600,652
771-00-00-49800	Reimbursement Revenue	Other Revenue	-	-	-	-
771-00-00-49821	Sale Of Used Vehicles/Equipmnt	Other Revenue	4,500	93,418	10,000	-
771-00-00-49900	Other Revenue	Other Revenue	-	-	-	-
	Central Garage		930,312	1,144,700	1,143,576	1,600,652
775-00-00-44100	Investment Earnings	Use of Money & Property	(7)	(135)	-	-
775-00-00-46960	IT Service Charges	Interfund/Intergovt	374,025	393,733	579,716	609,329
775-00-00-49900	Other Revenue	Other Revenue	-	-	-	-
	IT Services		374,018	393,598	579,716	609,329
880-00-00-44100	Investment Earnings	Use of Money & Property	(6)	-	-	-
880-00-00-44210	Rents & Leases - Buildings	Use of Money & Property	-	-	-	-
880-00-00-49900	Other Revenue	Other Revenue	-	-	-	-
	Successor Agency Admin		(6)	-	-	-
881-00-00-41110	Tax Increment Funds	Taxes	305,187	150,581	306,900	471,913
881-00-00-44100	Investment Earnings	Use of Money & Property	23	(456)	-	-
881-00-00-49900	Other Revenue	Other Revenue	-	-	-	-
881-00-00-49996	Gain on Refunding of Debt	Other Revenue	-	-	-	-
881-00-00-49998	Payment To Escrow Agent	Other Revenue	-	-	-	-
	Successor Agency Debt Service		305,210	150,125	306,900	471,913
	Grand Total		39,003,407	38,672,449	75,343,340	72,090,696

WORKPLANS & ACTIVITY BUDGETS

Administrative & Financial Operations

City Council; City Manager; City Clerk; Finance; Attorney; Personnel; General Insurance Activities: 1; 3; 5; 7; 8; 9; 15; 17

Funding Sources



FUNDING SOURCES

	Activity-derived Revenues	Contributory Revenue from Other Activities	General Fund Contribution	TOTALS:
FY 21-22	20,274	914,942	1,393,727	\$2,328,943
FY 22-23	278,500	1,057,711	1,887,813	\$3,224,525
FY 23-24	134,200	1,429,435	4,220,625	\$5,784,260

APPROPRIATIONS

	Personnel	Materials & Services	Capital Projects	Debt Services	Interfund/Intergovt Payments	TOTALS:
FY 21-22	1,579,447	899,419	13,839	1,035	58,124	\$2,551,864
FY 22-23	1,811,919	1,288,360	5,000	1,200	93,066	\$3,199,544
FY 23-24	1,923,622	1,248,621	3,500	2,501,300	107,217	\$5,784,260

Budgeted Projects and Programs FY 23-24:

01 & 03 – City Council and City Manager

- Oversee the overall implementation of the City Council Goals and Priority Projects identified for the current Fiscal Year.
- Support implementation of the annual projects in the City’s Capital Improvement Program (*City Council Priority Project 15*).
- Identify an ongoing funding stream (i.e., sales tax, parcel tax, TOT), and prepare a ballot initiative aimed at Homelessness Reduction Strategies for voters to consider in 2024 (*Council Priority Project 1.a*).
- Look for opportunities to collaborate with the County of Humboldt and other local jurisdictions and non-profits to increase mental health and social services (*Council Priority Project 3*).
- Continue to support the County DHHS’s Mobile Intervention Services Team (MIST) operations in Arcata, including seeking long-term funding strategies (*Council Priority Project 4*).
- Continue to support and expand the Community Ambassador Program, including seeking long-term funding strategies (*Council Priority Project 4*).
- Support efforts to extend the City’s contract with Arcata House Partnership for implementing the Safe Parking Pilot Program, including maintaining the City’s lease agreement for utilizing the Samoa Blvd. location.
- Promote business and tourism: Advertise Arcata as a safe place to shop; support visitarcata.com and regional marketing around student alumni successes locally. Maintain the Economic Recovery Collaborative with Main Street, Arcata Chamber of Commerce and Cal Poly Humboldt, expanding discussions to efforts city-wide (*Council Priority Project 6.b*).

- Explore opportunities for regional efforts to address Climate Change and local Emission Reduction measures; for example, consider coordinating with the County and City of Eureka on a ban on the sale of disposable vaporizers. (*Council Priority Project 9.d.*)
- Maintain strong partnerships with Cal Poly Humboldt, including providing continued support for equity arcata, and working collaboratively through quarterly liaison meetings to better understand the needs of the student population, particularly in regards to housing and transportation. Consider a town hall style meeting or summit to hear from students and the community (*Council Priority Project 12*)
- Explore options to go paperless for Council Agendas and build a structure to support Spanish translation of Council meetings, as needed. (*Council Priority Project 13*).
- Coordinate and assist in competitive bid processes and contract compliance procedures for purchase of equipment, supplies and services for the City. Ensure compliance with local, State, and federal procurement regulations.
- Coordinate risk management activities, including:
 - Ensuring and maintaining adequate and appropriate insurance coverage for City owned property, vehicles, and general liability; and ensuring contractual liability insurance and risk transference with hired contractors, consultants and vendors.
 - Maintaining and updating employee safety policies and training programs.
 - Assisting compliance with the California Tort Claims Act as it pertains to claims for damages against the City.

05 – City Clerk

- Manage the California Statements of Economic Interest (FPPC Form 700) for all Council members, identified staff and City committee/commission members.
- Ensure compliance with California Government Code section 53235 for biennial ethics training for City Council members, Planning Commissioners, and identified staff and committee members.
- Prepare and distribute all City Council meeting agendas in hard copy and electronic formats; assist with committee/commission agenda compliance; and help ensure compliance with the Ralph M. Brown Act.
- Serve as record keeper/historian regarding the City’s Council meeting minutes, resolutions, ordinances, deeds and updates to the Arcata Municipal Code.
- Manage responses to requests for information in compliance with the California Public Records Act.
- Facilitate citywide annual records destruction.
- Administer recruitments/appointments/resignations for the City’s Planning Commission and committees
- Perform required tasks for the General Municipal Election 2024.

07 & 08– Finance

- Oversee the City’s financial analysis and reporting functions.
- Review, update, and implement necessary accounting policies and procedures.
- Maintain City-wide accounting systems which include departmental subledgers.
- Manage City-wide revenue collection. This includes weekly Utility Billing and respective customer service.
- Implement OpenGov Budgeting & Planning module to create efficiencies, accountability, long-term planning models and more transparency into the City’s annual budgeting process.
- Develop and implement a Pension Funding Plan in order to actively manage and reduce long-term pension costs to the City.
- With oversight from the City Manager and Council, prepare and monitor the City’s annual budget.
- Oversee debt issuance and debt payments.

09 – City Attorney

The City Attorney provides legal advice and training on a broad range of public agency topics. In addition to standard legal review and defense the City Attorney drafts and reviews numerous documents including contracts, leases, easements, deeds, right of entry agreements, hold harmless agreements and releases. The City Attorney often reviews Public Records Act requests, subpoenas and claims for review and/or response.

The City Attorney drafts resolutions, ordinances and associated staff reports as requested by Department Directors, the City Manager and/or the City Council. Periodic reviews of City policies and ordinances are conducted to determine if amendments are needed to comply with current law. Reports (written and/or verbal) are provided to staff and the City Council on a regular basis to report on recent developments in statutory or case law so that the City will proactively address new issues and legal requirements.

15 - Personnel

- Manage City's Personnel Rules & Regulations (including Classification and Compensation programs, grievance procedures, discipline, leaves, and recruitment); fringe benefit plans/programs; employee performance evaluation program; and overall centralized human resources functions.
- Update and Revisions to City's Personnel Rules & Regulations Policy Manual.
- MOU Contract negotiations for each of the City's employee groups.
- Manage City Employment Recruitment, Volunteer, and Student Internship programs.
- Continue streamlining hiring and onboarding of staff; and streamline volunteer and hourly staffing processes.
- Implement staff hiring training to include application screening, reference checking, probationary evaluations, and the value of diversity questions during the interview process.
- Review, update or create mandated and/or necessary policies & procedures, such as Anti-Harassment/ Discrimination, Drug & Alcohol, Violence in the Workplace, and various Cal-OSHA Safety policies.
- Continued professional development for new Personnel Team.

17 – General Insurance

- The City participates in an intergovernmental arrangement (CIRA-JPA) through which a group of cities and towns comprising its members contribute to a shared fund that pays for liability and workers' compensation claims and provides risk management services. This activity supports the member contributions (i.e. premium costs) for the various types of insurance liability coverages, including: General, Property (including Automobiles), Boiler/Machinery, Flood, Pollution/Environmental, Cyber, Earthquake (DIC), Employer Practices, and Workers Compensation. It does not include employee health coverages. Coverages, for Medical, Dental, Vision, Employee Assistance Program (EAP), and Life Insurance are included in the Employee Benefit line items for the respective Activities.

**CITY OF ARCATA
FY 2023-24 PROPOSED EXPENDITURES BUDGET**

Account Number	Description	Classification	FY 2021 Actuals	FY 2022 Actuals	FY 2023 Adopted Budget	FY 2024 Proposed Budget
101-10-01-50100	Regular Salaries	Personnel Services	54,511	52,331	57,425	50,970
101-10-01-50200	Overtime Wages	Personnel Services	-	-	-	-
101-10-01-50300	Part-time & Temporary Salaries	Personnel Services	-	-	-	-
101-10-01-50990	Other Employee Benefits	Personnel Services	31,304	33,362	57,500	69,286
101-10-01-51200	Communications	Materials & Services	-	-	-	-
101-10-01-51300	Advertising	Materials & Services	-	-	-	-
101-10-01-51400	Training, Conf, & Special Proj	Materials & Services	589	2,893	13,130	13,150
101-10-01-51600	Memberships & Dues	Materials & Services	7,105	7,319	7,541	7,689
101-10-01-51770	Other Professional Services	Materials & Services	-	-	-	-
101-10-01-51775	Audit Services	Materials & Services	12,835	50,587	50,500	56,000
101-10-01-52101	Chamber Of Commerce	Materials & Services	5,000	8,470	28,470	28,470
101-10-01-52102	R.S.V.P.	Materials & Services	-	-	-	-
101-10-01-52103	Arcata Main Street	Materials & Services	2,710	5,882	-	-
101-10-01-52104	Community Based Budgeting	Materials & Services	-	15,000	20,000	25,000
101-10-01-52105	Visitors Bureau	Materials & Services	-	14,653	-	-
101-10-01-52106	Film/Digital Commission	Materials & Services	3,000	2,277	4,553	4,600
101-10-01-52108	Other Support Payments	Materials & Services	-	-	60,000	45,000
101-10-01-52109	City Hall Art Display	Materials & Services	-	300	300	300
101-10-01-53100	Postage	Materials & Services	51	7	75	75
101-10-01-53200	Photocopy	Materials & Services	3,326	2,678	3,000	3,000
101-10-01-53300	Office Supplies	Materials & Services	-	-	-	-
101-10-01-54200	Other Department Supplies	Materials & Services	625	702	800	300
101-10-01-55800	IT Services & Maintenance	Interfund/Intergovt payments	10,353	1,268	2,268	9,517
101-10-01-57800	Capital - Furniture & Equipmen	Capital Outlay	-	-	1,500	-
224-10-01-52103	Arcata Main Street	Materials & Services	-	-	200,000	50,000
224-10-01-52106	Film/Digital Commission	Materials & Services	-	-	4,500	20,000
224-10-01-52108	Other Support Payments	Materials & Services	-	-	35,000	35,000
	01 Activity	City Council	131,409	197,728	546,562	418,357
101-10-03-50100	Regular Salaries	Personnel Services	217,703	229,405	218,602	251,626
101-10-03-50200	Overtime Wages	Personnel Services	-	292	300	300
101-10-03-50300	Part-time & Temporary Salaries	Personnel Services	19,133	22,994	40,000	66,012
101-10-03-50990	Other Employee Benefits	Personnel Services	130,169	140,157	190,000	162,602
101-10-03-51200	Communications	Materials & Services	-	-	-	-
101-10-03-51300	Advertising	Materials & Services	-	-	-	-
101-10-03-51400	Training & Conferences	Materials & Services	355	3,470	1,900	4,600
101-10-03-51600	Memberships & Dues	Materials & Services	650	1,050	2,493	2,600
101-10-03-51770	Other Professional Services	Materials & Services	22,660	49,722	20,143	11,000
101-10-03-53100	Postage	Materials & Services	126	216	350	350
101-10-03-53200	Photocopy	Materials & Services	158	147	600	600
101-10-03-53300	Office Supplies	Materials & Services	1,458	1,473	2,250	1,100
101-10-03-54200	Other Department Supplies	Materials & Services	1,891	2,079	5,128	2,500
101-10-03-55300	Equipment Maintenance	Materials & Services	-	-	-	-
101-10-03-55500	Central Garage Charges	Interfund/Intergovt payments	-	-	-	-
101-10-03-55800	IT Services & Maintenance	Interfund/Intergovt payments	18,694	19,985	28,365	26,715
101-10-03-57800	Capital - Furniture & Equipmen	Capital Outlay	-	-	-	-
	03 Activity	City Manager	412,996	470,990	510,132	530,005
101-10-05-50100	Regular Salaries	Personnel Services	121,430	131,008	134,965	151,744
101-10-05-50200	Overtime Wages	Personnel Services	-	-	-	-
101-10-05-50300	Part-time & Temporary Salaries	Personnel Services	-	-	-	-
101-10-05-50990	Other Employee Benefits	Personnel Services	91,555	103,402	125,000	95,784
101-10-05-51300	Advertising	Materials & Services	1,232	973	1,675	1,675
101-10-05-51400	Training & Conferences	Materials & Services	300	471	2,600	2,600
101-10-05-51600	Memberships & Dues	Materials & Services	465	1,090	690	690
101-10-05-51770	Other Professional Services	Materials & Services	11,966	11,595	13,026	13,200
101-10-05-52501	Elections	Materials & Services	26,678	(3,703)	36,134	-
101-10-05-53100	Postage	Materials & Services	131	132	200	200
101-10-05-53200	Photocopy	Materials & Services	899	937	1,200	1,200

**CITY OF ARCATA
FY 2023-24 PROPOSED EXPENDITURES BUDGET**

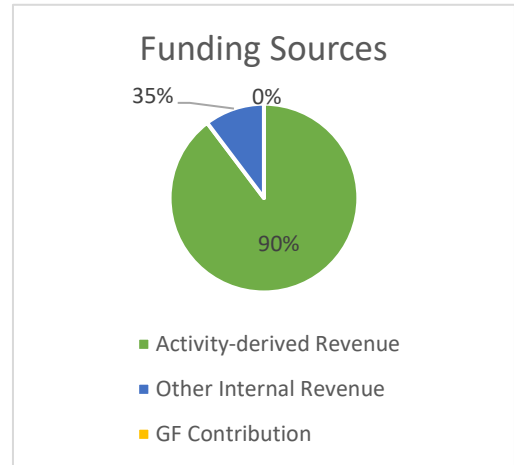
Account Number	Description	Classification	FY 2021 Actuals	FY 2022 Actuals	FY 2023 Adopted Budget	FY 2024 Proposed Budget
101-10-05-53300	Office Supplies	Materials & Services	-	-	-	-
101-10-05-54200	Other Department Supplies	Materials & Services	648	474	1,000	350
101-10-05-55500	Central Garage Charges	Interfund/Intergovt payments	-	-	-	-
101-10-05-55800	IT Services & Maintenance	Interfund/Intergovt payments	5,827	8,753	15,031	16,008
101-10-05-57800	Capital - Furniture & Equipmen	Capital Outlay	-	-	-	-
	05 Activity	City Clerk	261,130	255,131	331,520	283,451
101-20-07-50100	Regular Salaries	Personnel Services	398,206	408,563	445,191	385,912
101-20-07-50200	Overtime Wages	Personnel Services	-	9	2,500	8,000
101-20-07-50300	Part-time & Temporary Salaries	Personnel Services	1,186	15,616	45,000	55,000
101-20-07-50990	Other Employee Benefits	Personnel Services	160,672	166,605	185,000	229,037
101-20-07-51300	Advertising	Materials & Services	-	7,309	-	-
101-20-07-51400	Training & Conferences	Materials & Services	864	915	5,000	10,000
101-20-07-51600	Memberships & Dues	Materials & Services	685	600	945	945
101-20-07-51770	Other Professional Services	Materials & Services	13,571	18,951	43,375	35,000
101-20-07-51778	Tax Consulting Services	Materials & Services	-	17,841	19,600	20,000
101-20-07-51779	SB90 Cost Claims	Materials & Services	4,500	4,600	5,000	4,800
101-20-07-52502	County Tax Administration	Materials & Services	20,972	19,568	22,000	23,000
101-20-07-53110	Postage Expense	Materials & Services	19,510	7,090	16,000	18,000
101-20-07-53120	Postage Maintenance	Materials & Services	139	-	500	500
101-20-07-53210	Photocopy Maintenance	Materials & Services	1,855	2,024	3,000	2,500
101-20-07-53220	Photocopy Paper	Materials & Services	2,170	2,604	3,000	3,500
101-20-07-53300	Office Supplies	Materials & Services	6,293	3,773	5,500	6,000
101-20-07-53400	Bank Service Charges	Materials & Services	3,821	43,298	4,000	65,000
101-20-07-54200	Other Department Supplies	Materials & Services	3,664	4,523	5,000	5,000
101-20-07-55300	Equipment Maintenance	Materials & Services	51,460	58,948	70,500	72,000
101-20-07-55710	Storage	Materials & Services	1,620	1,620	1,800	1,800
101-20-07-55800	IT Services & Maintenance	Interfund/Intergovt payments	16,198	19,301	32,031	36,232
101-20-07-56505	Lease Payments - Postage	Debt Service	864	1,035	1,200	1,300
101-20-07-57800	Capital - Furniture & Equipmen	Capital Outlay	-	4,339	3,500	3,500
101-20-07-57816	Financial System Upgrade	Capital Outlay	8,350	9,500	-	-
	07 Activity	Finance	716,600	818,632	919,642	987,026
661-20-08-56400	Pension Obligation Payments	Debt Service	-	-	-	2,500,000
	Activity 08	Nondepartmental Transactions				2,500,000
101-10-09-51771	Legal Consultations	Materials & Services	198,152	221,458	195,000	300,000
101-10-09-51772	Litigation	Materials & Services	1,436	-	5,000	5,000
101-10-09-51773	Other Legal Services	Materials & Services	6,964	60,654	-	20,000
101-10-09-54200	Other Department Supplies	Materials & Services	681	356	600	600
	09 Activity	City Attorney	207,233	282,468	200,600	325,600
101-10-15-50100	Regular Salaries	Personnel Services	144,094	150,116	173,600	243,042
101-10-15-50200	Overtime Wages	Personnel Services	-	175	3,000	-
101-10-15-50300	Part-time & Temporary Salaries	Personnel Services	-	-	(1,164)	7,285
101-10-15-50990	Other Employee Benefits	Personnel Services	119,446	125,412	135,000	147,022
101-10-15-51200	Communications	Materials & Services	-	-	-	-
101-10-15-51300	Advertising	Materials & Services	12,810	23,157	20,000	20,000
101-10-15-51400	Training & Conferences	Materials & Services	-	1,751	3,720	8,000
101-10-15-51430	Training - Employee Groups	Materials & Services	1,064	3,026	71,152	38,342
101-10-15-51600	Memberships & Dues	Materials & Services	1,157	1,047	2,017	1,617
101-10-15-51702	Medical Examinations	Materials & Services	13,683	14,788	37,319	30,000
101-10-15-51703	Psychology Examinations	Materials & Services	1,574	1,708	6,971	4,644
101-10-15-51704	Background Check	Materials & Services	-	-	-	-
101-10-15-51705	Other Examinations	Materials & Services	1,600	1,791	2,000	2,000
101-10-15-51770	Other Professional Services	Materials & Services	444	20,389	25,254	24,437
101-10-15-52524	Fingerprinting Services	Materials & Services	1,470	3,068	2,000	2,000
101-10-15-53100	Postage	Materials & Services	789	349	600	600
101-10-15-53200	Photocopy	Materials & Services	369	810	700	800
101-10-15-53300	Office Supplies	Materials & Services	-	-	-	-
101-10-15-54200	Other Department Supplies	Materials & Services	728	895	2,564	2,200

**CITY OF ARCATA
FY 2023-24 PROPOSED EXPENDITURES BUDGET**

Account Number	Description	Classification	FY 2021 Actuals	FY 2022 Actuals	FY 2023 Adopted Budget	FY 2024 Proposed Budget
101-10-15-55300	Equipment Maintenance	Materials & Services	2,358	-	-	-
101-10-15-55800	IT Services & Maintenance	Interfund/Intergovt payments	5,912	8,817	15,371	18,745
101-10-15-57800	Capital - Furniture & Equipmen	Capital Outlay	3,500	-	-	-
	15 Activity	Personnel	310,997	357,300	500,104	550,734
101-10-17-52010	General Liab. & Prop Dam	Materials & Services	140,356	146,545	173,484	171,587
101-10-17-52011	Deductibles	Materials & Services	36,799	14,005	12,500	12,500
101-10-17-52040	Workers Comp Premiums	Materials & Services	-	-	-	-
101-10-17-52041	Workers Comp Deductibles	Materials & Services	-	8,266	5,000	5,000
101-10-17-52050	Supp Disability Uninsured	Materials & Services	-	-	-	-
101-10-17-52060	Unemployment Insurance	Materials & Services	-	798	-	-
	17 Activity	Insurance	177,156	169,614	190,984	189,087
		Administrative & Financial	2,217,521	2,551,864	3,199,544	5,784,260

Community Development – Housing, Economic Development & Foodworks

Successor Agency; Grant Funded Programs;
Revolving Loan Funds; and Improvement
Projects Activities: 11; 12; 13; 14; and 35.



FUNDING SOURCES				
	Activity-derived Revenues	Contributory Revenue from Other Activities	General Fund Contribution	TOTALS:
FY 21-22	4,402,848	(2,348,400)		\$2,054,448
FY 22-23	5,149,149	(2,387,752)		\$2,761,397
FY 23-24	2,983,095	(242,290)		\$2,740,805

APPROPRIATIONS							
	Personnel	Materials & Services	Capital Projects	Debt Services	Other Programs	Interfund /Intergovt Payments	TOTALS:
FY 21-22	273,530	234,667	520	149,673	1,163,681	435,586	\$2,257,657
FY 22-23	602,848	901,760	18,000	293,332	745,673	10,111,532	\$12,673,145
FY 23-24	386,176	445,916	201,000	462,714	1,207,000	37,999	\$2,740,805

Budgeted Projects and Programs FY 23-24:

Economic Development

- Complete the Strategic Infill Redevelopment Program planning adopting the Gateway Area Plan and General Plan updates.
- Expand and enhance the Business Loan Programs: Business Assistance; Microenterprise; Job Retention.
- Seek funding for and advance the City's Economic Development Strategic Plan.
- Work with Environmental Services to continue the planning for a Valley West community center.
- Continue Foodworks Culinary Center Management and seek funding for an expansion project.
- Happy Valley and Little Lake - gaining clearance for development.
- Implement the EPA Clean-up Grant for Little Lakes site and begin redevelopment.
- Continue the Targeted Brownfield Assessment Program with private landowners.

Housing

- Complete the Strategic Infill Redevelopment Program planning adopting the Gateway Area Plan and General Plan updates.
- Implement predevelopment using the Permanent Local Housing Allocation and Regional Early Action Planning grants.
- Work with City Manager's Office to identify ongoing funding to address homelessness and housing needs of extremely low-income residents.
- Support and collaborate on strategies to create safe spaces for those without shelter, including a safe parking program.
- Continue support of Arcata House Partnership and regional partners
- Tenant Based Rental Assistance Program – Rent Subsidies for Lower-income households (HOME)
- Homebuyers' Assistance - Continue to operate program as needed and as funded.

Grants Programs

- Close out SB2, LEAP, and SALC Grants, which were extended, for Strategic Infill Redevelopment Program;
- Initiate new grant programs as awarded (currently several grant applications are in process).
- Manage the 2022 Community Development Block Grant.
- EPA site assessment grant work coordination and reporting – finalize Little Lake site investigation.
- Continue to manage HOME and CDBG Program Income for maximum community benefit and financial sustainability

CITY OF ARCATA
FY 2023-24 PROPOSED EXPENDITURES BUDGET

Account Number	Description	Classification	FY 2021 Actuals	FY 2022 Actuals	FY 2023 Adopted Budget	FY 2024 Proposed Budget
212-30-11-50100	Regular Salaries	Personnel Services	16,569	42,380	88,045	93,717
212-30-11-50300	Part-time & Temporary Salaries	Personnel Services	27,821	10,730	-	-
212-30-11-50990	Other Employee Benefits	Personnel Services	13,299	20,566	53,970	62,686
212-30-11-51100	Utilities	Materials & Services	12,450	13,183	16,000	20,000
212-30-11-51400	Training & Conferences	Materials & Services	-	360	-	-
212-30-11-51900	Taxes & Other Fees	Materials & Services	837	1,984	1,984	2,000
212-30-11-54200	Other Department Supplies	Materials & Services	450	272	500	500
212-30-11-55400	Building/Ground Maintenance	Materials & Services	68,712	87,772	93,016	100,000
212-30-11-55800	IT Services & Maintenance	Interfund/Intergovt payments	3,264	2,520	4,681	3,093
212-30-11-57300	Capital - Buildings & Structur	Capital Outlay	8,147	418	13,000	200,000
212-30-11-57800	Capital - Furniture & Equipmen	Capital Outlay	1,375	102	5,000	1,000
	11 Activity	Foodwords	152,923	180,288	276,196	482,996
880-30-12-50990	Other Employee Benefits	Personnel Services	10,187	-	-	-
880-30-12-51775	Audit Services	Materials & Services	-	-	-	2,500
880-30-12-51777	Arbitrage Rebate Services	Materials & Services	-	-	-	7,000
880-30-12-51778	Tax Consulting Services	Materials & Services	-	-	-	5,000
880-30-12-51900	Taxes & Other Fees	Materials & Services	-	-	-	12,500
880-30-12-53100	Postage	Materials & Services	7	-	-	-
880-30-12-53200	Photocopy	Materials & Services	4	-	-	-
881-30-12-56110	2015 Bonds - Principal	Debt Service	-	-	149,793	322,783
881-30-12-56210	2015 Bonds - Interest	Debt Service	154,398	148,373	143,539	138,431
881-30-12-56310	2015 Bonds - Fiscal Agent	Debt Service	1,300	1,300	-	1,500
	12 Activity	Redevelopment	165,896	149,673	293,332	489,714
211-30-13-50100	Regular Salaries	Personnel Services	258	(6,405)	144,759	17,521
211-30-13-50300	Part-time & Temporary Salaries	Personnel Services	6,028	16,065	23,600	24,780
211-30-13-50990	Other Employee Benefits	Personnel Services	18,527	9,430	75,949	11,373
211-30-13-55900	Overhead	Interfund/Intergovt payments	-	-	-	-
211-30-13-58211	2017 EPA Brownfields Grant	Other Expenditures	67,441	28,177	31,048	-
211-30-13-58212	17-CDBG-12017	Other Expenditures	1,537,180	253,560	200,000	-
211-30-13-58213	Coastal Commission LCP-18-01	Other Expenditures	19,800	34,307	-	-
211-30-13-58214	20-CDBG-CV1-00012-MIST	Other Expenditures	26,141	54,698	-	-
211-30-13-58215	20-CDBG-CV1-00089-AHP-BOYD	Other Expenditures	-	65,757	-	-
211-30-13-58216	20-CDBG-CV2-3-00213 AHP	Other Expenditures	-	134,713	97,000	-
211-30-13-58217	20-CDBG-CV2-3-Outdoor Events	Other Expenditures	-	68,903	42,000	-
211-30-13-58218	Coastal Commission LCP 22-04	Other Expenditures	-	-	-	109,000
213-30-13-58001	SB2 19-PGP-13272	Interfund/Intergovt payments	34,739	125,238	-	12,547
213-30-13-58002	SALC 3019-905	Interfund/Intergovt payments	-	167,736	105,476	-
213-30-13-58003	HEAP	Interfund/Intergovt payments	399,825	175	-	-
213-30-13-58004	20-LEAP-15634	Interfund/Intergovt payments	-	65,001	22,423	-
213-30-13-58005	REAP 2019	Interfund/Intergovt payments	-	-	30,000	5,400
224-30-13-50100	Regular Salaries	Personnel Services	-	(96)	53,652	25,533
224-30-13-50990	Other Employee Benefits	Personnel Services	-	(973)	41,452	16,936
224-30-13-51770	Other Professional Services	Materials & Services	-	85,530	550,000	109,416
224-30-13-55700	Facilities Rental	Materials & Services	-	31,541	60,000	19,500
230-30-13-58001	21-HK-17183 West Village	Interfund/Intergovt payments	-	-	9,935,282	-
233-30-13-58001	19-AHSC-12771	Interfund/Intergovt payments	-	66,664	-	-
234-30-13-58251	2016-HOME-11386	Other Expenditures	25,267	-	-	-
234-30-13-58252	19-HOME-14962	Other Expenditures	-	-	180,000	98,000
	13 Activity	CDBG/HOME Grants	2,135,206	1,200,021	11,592,642	450,006
250-30-14-51770	Other Professional Services	Materials & Services	422	-	-	-
250-30-14-58300	Programs	Other Expenditures	18,346	11,475	25,000	-
250-30-14-58500	Projects	Other Expenditures	-	1,000	-	-
255-30-14-50100	Regular Salaries	Personnel Services	61,793	75,117	77,725	66,264
255-30-14-50200	Overtime Wages	Personnel Services	43	-	-	-
255-30-14-50300	Part-time & Temporary Salaries	Personnel Services	6,210	3,425	-	-
255-30-14-50990	Other Employee Benefits	Personnel Services	50,356	39,059	43,695	39,497
255-30-14-51770	Other Professional Services	Materials & Services	7,724	9,379	15,000	5,000
255-30-14-55800	IT Services & Maintenance	Interfund/Intergovt payments	4,590	1,130	1,814	4,163
255-30-14-58300	Programs	Other Expenditures	85,787	68,535	-	-
255-30-14-58500	Projects	Other Expenditures	113,799	109,743	-	-

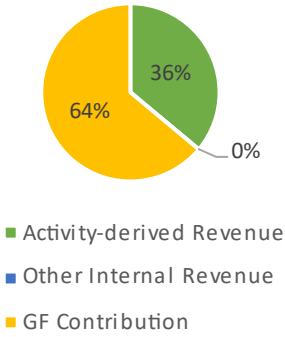
**CITY OF ARCATA
FY 2023-24 PROPOSED EXPENDITURES BUDGET**

Account Number	Description	Classification	FY 2021 Actuals	FY 2022 Actuals	FY 2023 Adopted Budget	FY 2024 Proposed Budget
259-30-14-50100	Regular Salaries	Personnel Services	21,719	15,908	-	-
259-30-14-50300	Part-time & Temporary	Personnel Services	-	-	-	-
259-30-14-50990	Other Employee Benefits	Personnel Services	19,527	6,998	-	-
259-30-14-51770	Other Professional Services	Materials & Services	4,386	4,093	5,000	2,000
259-30-14-58300	Programs	Other Expenditures	157,592	132,813	100,000	400,000
259-30-14-58500	Projects	Other Expenditures	-	-	65,000	-
	14 Activity	Revolving Loan Funds	552,294	478,675	333,235	516,924
244-30-35-50100	Regular Salaries	Personnel Services	30,311	23,343	-	6,185
244-30-35-50300	Part-time & Temporary Salaries	Personnel Services	-	-	-	-
244-30-35-50990	Other Employee Benefits	Personnel Services	20,676	17,983	-	4,026
244-30-35-51900	Taxes & Other Fees	Materials & Services	81	156	-	-
244-30-35-54200	Other Department Supplies	Materials & Services	349	292	-	-
244-30-35-55800	IT Services & Maintenance	Interfund/Intergovt payments	3,890	7,122	11,856	12,796
244-30-35-58300	Programs	Other Expenditures	125,000	200,000	-	100,000
245-30-35-50100	Regular Salaries	Personnel Services	-	-	-	10,485
245-30-35-50990	Other Employee Benefits	Personnel Services	-	-	-	7,173
245-30-35-51771	Legal Consultations	Materials & Services	-	-	10,000	10,000
245-30-35-51778	Tax Consulting Services	Materials & Services	-	-	-	-
245-30-35-51780	Other Planning Services	Materials & Services	-	-	-	-
245-30-35-51790	Other Consulting Services	Materials & Services	-	-	150,000	150,000
245-30-35-51900	Taxes & Other Fees	Materials & Services	54	104	260	500
245-30-35-54200	Other Department Supplies	Materials & Services	203	-	-	-
245-30-35-58300	Programs	Other Expenditures	9,641	-	-	500,000
245-30-35-58500	Projects	Other Expenditures	-	-	5,625	-
	35 Activity	Public Improvement Projects	190,205	249,000	177,741	801,165
Community Development - Housing, Economic Development & Foodworks			3,196,523	2,257,657	12,673,145	2,740,805

Community Development – Planning & CCAP Services

*Planning & Commercial Cannabis Activity
Permitting Activity: 11*

Funding Sources



FUNDING SOURCES				
	Activity-derived Revenues	Contributory Revenue from Other Activities	General Fund Contribution	TOTALS:
FY 21-22	265,000	43,745	309,617	\$618,362
FY 22-22	250,245	-	462,216	\$712,461
FY 23-24	350,000	-	620,499	\$970,499

APPROPRIATIONS						
	Personnel	Materials & Services	Capital Projects	Debt Services	Interfund/Intergovt Payments	TOTALS:
FY 21-22	477,068	27,189	-	-	20,480	\$524,737
FY 22-22	577,334	229,384	-	-	28,310	\$835,028
FY 23-24	837,787	101,000	-	-	31,712	\$970,499

Budgeted Projects and Programs FY 23-24:

Planning

- Plan check, planning permits, planning enforcement, and development consultation/coordination (Current Planning)
- Adopt Local Coastal Program update.
- Continue regional planning collaboratives; consider sea level rise/climate adaptation, housing, and economic development as regional planning issues.
- Commercial Cannabis Activity Permits – review and issue new and renewal permits.
- Continue to advise the state Office of Planning and Research Integrated Climate Adaptation and Resiliency Program with appointment to the Technical Advisory Council.
- Develop and adopt zoning ordinances to implement the General Plan 2045 updates.

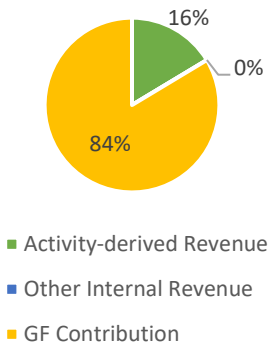
**CITY OF ARCATA
FY 2023-24 PROPOSED EXPENDITURES BUDGET**

Account Number	Description	Classification	FY 2021 Actuals	FY 2022 Actuals	FY 2023 Adopted Budget	FY 2024 Proposed Budget
101-30-11-50100	Regular Salaries	Personnel Services	134,283	276,010	312,334	501,650
101-30-11-50200	Overtime Wages	Personnel Services	-	46	-	-
101-30-11-50300	Part time & Temporary Salaries	Personnel Services	-	-	-	-
101-30-11-50990	Other Employee Benefits	Personnel Services	116,076	201,012	265,000	336,137
101-30-11-51200	Communications	Materials & Services	-	-	-	-
101-30-11-51300	Advertising	Materials & Services	847	-	4,000	5,000
101-30-11-51400	Training & Conferences	Materials & Services	-	300	4,125	4,000
101-30-11-51600	Memberships & Dues	Materials & Services	-	-	4,964	-
101-30-11-51770	Other Professional Services	Materials & Services	-	-	133,025	-
101-30-11-51780	Other Planning Services	Materials & Services	1,893	2,867	6,000	-
101-30-11-51782	General Plan / LUC Update	Materials & Services	-	-	43,745	45,000
101-30-11-51790	Geological Peer Review	Materials & Services	-	-	-	-
101-30-11-51900	Taxes & Other Fees	Materials & Services	-	-	-	-
101-30-11-52540	LAFCO Services	Materials & Services	11,827	11,904	14,325	12,500
101-30-11-53100	Postage	Materials & Services	1,077	3,010	2,000	20,000
101-30-11-53200	Photocopy	Materials & Services	487	1,226	1,300	13,000
101-30-11-53300	Office Supplies	Materials & Services	-	-	-	-
101-30-11-53400	Bank Service Charges	Materials & Services	13,824	5,629	13,400	-
101-30-11-54200	Other Department Supplies	Materials & Services	1,099	2,253	2,500	1,500
101-30-11-55300	Equipment Maintenance	Materials & Services	-	-	-	-
101-30-11-55500	Central Garage Charges	Interfund/Intergovt payments	-	-	-	-
101-30-11-55800	IT Services & Maintenance	Interfund/Intergovt payments	22,426	20,480	28,310	31,712
101-30-11-57800	Capital - Furniture & Equipmen	Capital Outlay	1,012	-	-	-
	101-11 Activity	Planning	304,851	524,737	835,028	970,499

Law Enforcement, Public Safety, & Emergency Services

Public Safety; Parking Control; Animal Control Activities: 21; 23; 25

Funding Sources



FUNDING SOURCES				
	Activity-derived Revenues	Contributory Revenue from Other Activities	General Fund Contribution	TOTALS:
FY 21-22	1,218,261	(7,000)	5,876,145	\$7,087,406
FY 22-23	1,667,155	(67,000)	6,257,566	\$7,857,721
FY 23-24	1,090,784	-	7,335,791	\$8,246,575

APPROPRIATIONS						
	Personnel	Materials & Services	Capital Projects	Debt Services	Interfund/Intergovt Payments	TOTALS:
FY 21-22	5,593,091	460,294	350	-	284,064	\$6,337,799
FY 22-23	6,749,288	550,228	1,099,340	-	321,868	\$8,720,541
FY 23-24	7,374,382	507,518	60,000	-	484,675	\$8,426,575

Budgeted Projects and Programs FY 23-24:

Public Safety (21)

- Provide core public safety service and proactive patrol to reduce crime and improve quality of life. This activity funds 911, Dispatch, Patrol, Investigations and Records.
- Establish a homeless outreach unit that works with the unsheltered to link them with services that support individualized plans to improve their quality of life.
- Assist with guiding the implementation of the Plaza Improvement Task Force’s public safety recommendations.
- Foster public safety as a continual City priority.
- Foster safer conditions for pedestrian and bicycle traffic between Cal Poly Humboldt and other areas of Arcata.
- Identify the key components of a Safe Arcata Strategic Plan.
- Review the nuisance abatement process to ensure that it is transparent and meets current need.
- Work with community partners to establish the Community Ambassador Pilot Program.
- Conduct education and enforcement in support of greater traffic safety.
- Complete the Arcata Public Safety Radio System Upgrade project to increase critical communications coverage and resiliency.
- Continue to work with Mobile Intervention Services Team (MIST) clinicians to offer social services to those who are in need and work to identify sustainable funding for the MIST program.
- Dedicate more resources for recruiting and hiring to support a more fully staffed department.

Parking Control (23)

- Parking Enforcement
- Abandoned Vehicle Abatement
- Work with Engineering on evaluating current preferential parking zones and determine if a fourth zone is needed.

Animal Control (25)

- The City has a contract with the Humboldt County Animal Shelter to care for stray animals located in Arcata. This activity funds this contract and a Police Services Officer.

Emergency Preparedness

- Continue to re-stock the City Hall Emergency Operations Center (EOC) with updated supply list resulting from the Emergency Plan Review.

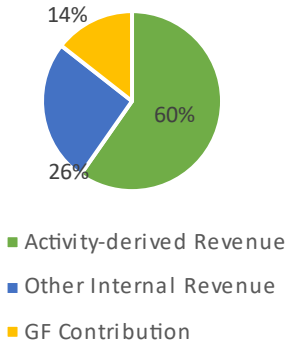
**CITY OF ARCATA
FY 2023-24 PROPOSED EXPENDITURES BUDGET**

Account Number	Description	Classification	FY 2021 Actuals	FY 2022 Actuals	FY 2023 Adopted Budget	FY 2024 Proposed Budget
101-40-21-50100	Regular Salaries	Personnel Services	2,675,425	2,609,257	2,900,000	3,501,481
101-40-21-50200	Overtime Wages	Personnel Services	425,445	460,323	600,000	350,000
101-40-21-50300	Part-time & Temporary Salaries	Personnel Services	34,082	25,426	45,640	47,922
101-40-21-50990	Other Employee Benefits	Personnel Services	2,272,392	2,214,812	2,450,000	2,828,090
101-40-21-51200	Communications	Materials & Services	37,075	36,284	31,226	31,200
101-40-21-51300	Advertising	Materials & Services	330	28,847	5,450	30,000
101-40-21-51400	Training & Conferences	Materials & Services	798	49,001	38,225	38,225
101-40-21-51500	Clothing & Personal Expenses	Materials & Services	26,676	28,945	37,325	35,000
101-40-21-51600	Memberships & Dues	Materials & Services	1,851	1,564	10,325	10,325
101-40-21-51770	Other Professional Services	Materials & Services	20,001	27,259	43,160	43,160
101-40-21-52522	CAD/RMS Services	Materials & Services	38,926	61,858	61,026	31,026
101-40-21-52524	Fingerprinting Services	Materials & Services	19,261	19,968	35,000	20,000
101-40-21-52526	Haz Mat Response Team	Materials & Services	1,700	1,420	1,420	1,420
101-40-21-53100	Postage	Materials & Services	4,791	3,685	4,000	4,000
101-40-21-53200	Photocopy	Materials & Services	-	-	100	100
101-40-21-53300	Office Supplies	Materials & Services	15,614	14,235	20,849	20,000
101-40-21-53400	Bank Service Charges	Materials & Services	12,842	9,317	13,000	-
101-40-21-54200	Other Department Supplies	Materials & Services	36,454	25,799	40,575	35,000
101-40-21-54300	Small Tools	Materials & Services	72	-	-	-
101-40-21-54400	Juvenile Diversion Supplies	Materials & Services	2,615	3,392	4,900	4,900
101-40-21-55300	Equipment Maintenance	Materials & Services	35,456	28,726	71,601	70,000
101-40-21-55500	Central Garage Charges	Interfund/Intergovt payments	190,877	218,083	213,543	357,632
101-40-21-55600	Equipment Rental	Materials & Services	-	6,288	6,300	6,300
101-40-21-55800	IT Services & Maintenance	Interfund/Intergovt payments	59,886	50,033	83,903	86,843
101-40-21-57800	Capital - Furniture & Equipmen	Capital Outlay	33,601	350	874,340	60,000
204-40-21-51420	Post Certified Courses	Materials & Services	17,156	23,365	35,000	35,000
224-40-21-50100	Regular Salaries	Personnel Services	-	22,277	161,567	148,709
224-40-21-50200	Overtime Wages	Personnel Services	-	1,998	-	-
224-40-21-50300	Part-time & Temporary Salaries	Personnel Services	-	-	130,500	151,000
224-40-21-50990	Other Employee Benefits	Personnel Services	-	8,398	169,929	155,625
224-40-21-51500	Clothing & Personal Expenses	Materials & Services	-	-	1,950	1,500
224-40-21-54200	Other Department Supplies	Materials & Services	-	418	2,600	-
224-40-21-57800	Capital- Furniture & Equipment	Capital Outlay	-	-	225,000	-
	21 Activity	Police	5,963,326	5,981,325	8,318,454	8,104,458
101-40-23-50100	Regular Salaries	Personnel Services	82,747	87,030	105,000	96,027
101-40-23-50200	Overtime Wages	Personnel Services	1,280	1,305	2,500	-
101-40-23-50300	Part-time & Temporary Salaries	Personnel Services	1,601	6,018	500	18,062
101-40-23-50990	Other Employee Benefits	Personnel Services	97,039	110,728	130,000	77,466
101-40-23-51400	Training & Conferences	Materials & Services	-	-	1,200	-
101-40-23-51500	Clothing & Personal Expenses	Materials & Services	-	85	500	500
101-40-23-51600	Memberships & Dues	Materials & Services	-	-	150	150
101-40-23-51762	Abandoned Vehicle Removal	Materials & Services	8,776	28,627	21,500	27,000
101-40-23-53400	Bank Service Charges	Materials & Services	1,417	1,803	1,500	-
101-40-23-54200	Other Department Supplies	Materials & Services	2,620	8,888	6,190	6,000
101-40-23-55500	Central Garage Charges	Interfund/Intergovt payments	13,688	13,974	19,705	34,252
101-40-23-55800	IT Services & Maintenance	Interfund/Intergovt payments	3,889	1,974	4,535	5,948
	23 Activity	Parking	213,055	260,432	293,280	265,405
101-40-25-50100	Regular Salaries	Personnel Services	27,875	29,397	32,750	-
101-40-25-50200	Overtime Wages	Personnel Services	-	114	4,000	-
101-40-25-50990	Other Employee Benefits	Personnel Services	15,926	16,008	16,902	-
101-40-25-52528	County Animal Control	Materials & Services	50,462	50,406	55,156	56,712
101-40-25-54200	Other Department Supplies	Materials & Services	190	116	-	-
	25 Activity	Animal Control	94,454	96,041	108,808	56,712
	Law Enforcement, Public Safety & Emergency Services		6,270,835	6,337,799	8,720,541	8,426,575

Building & Engineering Services

Building; Public Works Engineering Activities: 31; 41

Funding Sources



FUNDING SOURCES				
	Activity-derived Revenues	Contributory Revenue from Other Activities	General Fund Contribution	TOTALS:
FY 21-22	822,000	31,957	165,974	\$1,019,931
FY 22-23	847,500	203,857	32,714	\$1,084,071
FY 23-24	901,829	349,710	194,834	\$1,446,373

APPROPRIATIONS

	Personnel	Materials & Services	Capital Projects	Debt Services	Interfund/Intergovt Payments	TOTALS:
FY 21-22	489,904	161,905	81,449	-	155,292	\$888,549
FY 22-23	686,000	229,461	22,500	-	168,793	\$1,106,754
FY 23-24	878,002	197,437	201,751	-	169,183	\$1,446,373

Budgeted Projects and Programs FY 23-24:

31- Building Division

- Expand OpenGov to include new permit types, utilize for RRIP, and code enforcement.
- Develop and implement Earthquake Response Plan including SAP (Safety Assessment Program)
- Implement Residential Rental Inspection program.
- Continue to support and strengthen in-house plan check and permit issuance processes.
- Continue timely inspections to keep projects on efficient schedules.
- Allocate time for additional Code Enforcement and nuisance abatement.
- Continue to learn and seek training on latest industry standards via seminars or workshops.
- Improve/update the City website.

41 – Engineering Division

- Promote and encourage team building through group activities within department and with other departments.
- Complete all City standard details and upload those on City website
- Manage the City’s Capital Improvement Program.
- Plan and complete annual paving and sidewalk project (Measure G, Gas Tax and SB-1 funds).
- Work with Cal Poly Humboldt to plan pedestrian improvements between campus and downtown.
- Design development and installation of improved lighting on L K Wood Blvd. north of Granite Ave. and D St. between 7th and 14th Streets.
- Continue streetlight replacement and maintenance.
- Continue to implement sewer lateral compliance and expand bike share programs

- Continue to prioritize and implement traffic calming improvements throughout the city, including sidewalks, pedestrian crossings and bicycle improvements.
- Begin design for phase 2 of the Plunkett Waterline Improvement Project.
- Complete and implement Local Road Safety Program.
- Begin design and construction of 8th and 9th Streets Improvements
- Complete preliminary Design and Environmental Document for the Sunset Avenue and L K Wood Boulevard Improvements.
- Finalize Plans, Specifications and Estimate (PS&E) for the Old Arcata Road improvements and begin construction.
- Continue to implement Opengov and add new modules (CIP and Asset Management) to the program.
- Continue to seek funding to improve Samoa Blvd. Bridge for bike and pedestrian safety.
- Update/Renew outdated policies (School Zone Speed Limits, Speed Hump Policy, Request for Accessible Parking, etc.)
- Complete the planning phase of the Levee Improvement Project,
- Complete construction of ±1 million-gallon tank in Zone 1.
- Review, upgrade ADA Transition Plan and implement improvements (ongoing).
- Track implementation of Complete Street Policy and provide update to the Council.
- Continue to Implement Capital Improvement Program and continue to work with all other Departments in the design of projects and manage or assist in the management of all Capital Projects.

In partnership with other departments:


- Complete construction of Redwood Park Improvements, including a bike pump track
- Monitor construction of Phase 1 of Arcata Wastewater Treatment Facility Upgrade Project.
- Complete design of citywide water line and sewer line improvements projects, secure funds and begin construction.
- Improve bicycle parking (covered) infrastructure in the Downtown Plaza area and other key locations.
- Continue to work on annual infrastructure improvements projects (Water, sewer, sidewalk, paving, parks and facilities)



TANK 1 C CONSTRUCTION



Annual Sidewalk Improvements Project



Wastewater Treatment Plant Construction: UV System Construction



Open Door Construction



Shay Park Construction

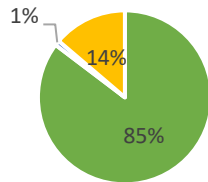
**CITY OF ARCATA
FY 2023-24 PROPOSED EXPENDITURES BUDGET**

Account Number	Description	Classification	FY 2021 Actuals	FY 2022 Actuals	FY 2023 Adopted Budget	FY 2024 Proposed Budget
101-30-31-50100	Regular Salaries	Personnel Services	159,901	174,728	261,304	285,590
101-30-31-50200	Overtime Wages	Personnel Services	167	286	1,000	1,000
101-30-31-50300	Part-time & Temporary Salaries	Personnel Services	4,991	41,558	58,164	60,000
101-30-31-50990	Other Employee Benefits	Personnel Services	66,588	74,983	115,000	175,386
101-30-31-51200	Communications	Materials & Services	-	-	-	-
101-30-31-51400	Training & Conferences	Materials & Services	1,405	1,631	5,500	4,500
101-30-31-51500	Clothing & Personal Expenses	Materials & Services	287	209	3,761	4,137
101-30-31-51600	Memberships & Dues	Materials & Services	-	-	400	450
101-30-31-51722	Plan Check Services	Materials & Services	95,187	25,973	70,000	25,000
101-30-31-51770	Other Professional Services	Materials & Services	1,969	3,220	2,500	2,500
101-30-31-53100	Postage	Materials & Services	162	706	500	500
101-30-31-53200	Photocopy	Materials & Services	-	50	-	50
101-30-31-53300	Office Supplies	Materials & Services	583	1,142	1,500	1,750
101-30-31-53400	Bank Service Charges	Materials & Services	6,018	6,643	6,100	500
101-30-31-54200	Other Department Supplies	Materials & Services	167	531	500	500
101-30-31-54300	Small Tools	Materials & Services	87	1,499	1,000	5,000
101-30-31-55500	Central Garage Charges	Interfund/Intergovt payments	5,097	5,544	4,578	7,940
101-30-31-55800	IT Services & Maintenance	Interfund/Intergovt payments	11,679	8,776	12,797	7,019
101-30-31-55900	Overhead	Interfund/Intergovt payments	71,510	84,680	76,420	82,230
101-30-31-57800	Capital - Furniture & Equipmen	Capital Outlay	28,381	74,922	2,000	190,251
	31 Activity	Building Regulation	454,178	507,081	623,023	854,303
101-50-41-50100	Regular Salaries	Personnel Services	101,959	121,423	156,000	140,224
101-50-41-50200	Overtime Wages	Personnel Services	251	625	1,000	1,000
101-50-41-50300	Part-time & Temporary Salaries	Personnel Services	12,549	28,120	30,000	34,000
101-50-41-50990	Other Employee Benefits	Personnel Services	43,145	48,179	63,532	85,973
101-50-41-51100	Utilities	Materials & Services	75,587	86,664	80,000	85,000
101-50-41-51200	Communications	Materials & Services	-	-	-	-
101-50-41-51400	Training & Conferences	Materials & Services	940	6,852	6,954	9,050
101-50-41-51500	Clothing & Personal Expenses	Materials & Services	601	244	500	1,000
101-50-41-51600	Memberships & Dues	Materials & Services	390	475	550	550
101-50-41-51770	Other Professional Services	Materials & Services	3,023	2,682	1,500	6,500
101-50-41-53100	Postage	Materials & Services	369	404	1,250	1,200
101-50-41-53200	Photocopy	Materials & Services	11	63	-	50
101-50-41-53300	Office Supplies	Materials & Services	1,000	1,049	1,400	1,200
101-50-41-53400	Bank Service Charges	Materials & Services	761	489	1,000	-
101-50-41-53500	Chemicals & Lab Supplies	Materials & Services	-	-	-	-
101-50-41-54200	Other Department Supplies	Materials & Services	1,007	1,403	3,000	3,000
101-50-41-54300	Small Tools	Materials & Services	869	784	15,046	17,000
101-50-41-55300	Equipment Maintenance	Materials & Services	5,500	6,500	8,500	10,000
101-50-41-55310	Street Lights Maintenance	Materials & Services	13,612	12,691	18,000	18,000
101-50-41-55500	Central Garage Charges	Interfund/Intergovt payments	21,084	36,554	43,491	45,112
101-50-41-55800	IT Services & Maintenance	Interfund/Intergovt payments	18,414	19,738	31,507	26,882
101-50-41-57610	Capital - Street Light Replace	Capital Outlay	14,790	6,129	10,000	10,000
101-50-41-57800	Capital - Furniture & Equipmen	Capital Outlay	338	398	1,500	1,500
233-50-41-57610	Capital- Street Light Replace	Capital Outlay	-	-	9,000	-
350-50-41-50100	Regular Salaries	Personnel Services	-	-	-	55,368
350-50-41-50990	Other Employee Benefits	Personnel Services	-	-	-	39,461
	41 Activity	Engineering	316,200	381,468	483,731	592,070
		Building & Engineering	770,378	888,549	1,106,754	1,446,373

Environmental Services – Fleet & Streets Services

Street Construction & Maintenance; Alternative Transportation; Traffic Control; Vehicle Maintenance; Corp Yard Activities: 45; 48; 55; 57; 61

Funding Sources



- Activity-derived Revenue
- Other Internal Revenue
- GF Contribution

FUNDING SOURCES				
	Activity-derived Revenues	Contributory Revenue from Other Activities	General Fund Contribution	TOTALS:
FY 21-22	4,348,430	159,987	1,889,861	\$6,398,278
FY 22-23	4,106,761	377,028	4,366,870	\$8,820,659
FY 23-24	11,589,534	122,876	1,861,301	\$13,573,711

APPROPRIATIONS

	Personnel	Materials & Services	Capital Projects	Debt Services	Interfund/Intergovt Payments	TOTALS:
FY 21-22	1,096,401	1,131,777	3,166,521	-	317,566	\$5,712,265
FY 22-23	1,366,966	3,204,942	5,214,404	-	237,722	\$10,024,034
FY 23-24	1,260,292	1,786,781	10,126,986	-	399,652	\$13,573,711

Budgeted Projects and Programs FY 23-24:

- (45) Street Construction/Maintenance personnel provide comprehensive street right-of-way maintenance and rehabilitation, including sweeping of 120 curb miles, and repair of roadways, underpasses, and overcrossings. Also, grades, cleans, and maintains unimproved roads, road shoulders, and medians to assure safe driving and parking conditions. This division administers maintenance of the City's annual vegetation management program for vegetation control/removal within the City right-of-way; monitors and responds to emergency storm conditions, such as street flooding, downed trees, and debris removal; and provides staff support and assistance in hazardous waste activities and recycling programs.
This year's projects in partnership with other departments include:
 - Begin construction on the Old Arcata Road Project.
 - Complete design for improvements to the Sunset Ave. and L K Wood Blvd. intersection.
 - Begin construction on the 8th and 9th Streets Improvements Project, to enhance multi-modal travel along 8th and 9th Street between I and K Streets per recommendations from the Plaza Improvement Task Force.
 - Advance annual complete streets and paving priorities including G & H Streets and West End Road.
- (48) Enhance the City's Alternative Transportation Network to support safe walking and biking.
 - Complete designs for the Arcata Annie & Mary Trail Project, which will provide a separated, non-motorized transportation route from Valley West through north Arcata to connect to Downtown and the Humboldt Bay Trail North.
 - Implement walking and biking improvements to support the Sorrel Place project as part of the Affordable Housing and Sustainable Communities (AHSC) grant
 - Continue to maintain the bike share program in conjunction with Cal Poly Humboldt.

- Ensure regular maintenance of on-street active transportation infrastructure.
- Implement secure bike parking facilities at City Hall and additional bike parking through the City.
- (55) Traffic Control - Responsible for all regulatory, warning, and parking signs, crosswalks, street name signs and speed zone legend painting. Coordinates installation of new, and the repainting of existing, striping, curbs and traffic messages on City roadways, and of reflective markers and parking control markings. Maintenance of 2,450 parking regulation signs, 1,000 regulatory signs, 500 warning signs, 300 "stop" signs, approximately 1,400 street name signs, and approximately 67 double head parking meters and 13 single head parking meters.
- (57) Vehicle Maintenance - Maintenance and repair of City's fleet, including 6 vans, 8 sedans, 25 police vehicles, 12 pickups, 14 compact pickups, 7 utility trucks and flat beds, 5 dump trucks, 10 pieces of heavy construction equipment and approximately 40 miscellaneous small power tools. The City will also seek to replace or upgrade key fleet vehicles when budget allows to ensure delivery of core services. Support conversion to emission-free fleet vehicles, where feasible.
- (61) Corp Yard – Maintenance of City facilities at the corporation yard to support the Streets and Utilities Division. Continue shifting of equipment to alternative corporation yard site, ahead of construction of the AWTF Upgrade Project, Phase I.



New two-stage turn queue bike box at a G St intersection.



Streets Crew working on the D St. Repaving project.



Lead City Mechanic working on equipment maintenance.

**CITY OF ARCATA
FY 2023-24 PROPOSED EXPENDITURES BUDGET**

Account Number	Description	Classification	FY 2021 Actuals	FY 2022 Actuals	FY 2023 Adopted Budget	FY 2024 Proposed Budget
101-50-45-51770	Other Professional Services	Materials & Services	3,177	-	150,000	160,994
101-50-45-57601	Capital - Pavement Master Plan	Capital Outlay	375,000	1,149,045	1,671,412	2,469,598
207-50-45-50100	Regular Salaries	Personnel Services	249,638	244,599	305,708	303,471
207-50-45-50200	Overtime Wages	Personnel Services	5,635	5,648	5,000	-
207-50-45-50300	Part-time & Temporary Salaries	Personnel Services	9,675	6,625	19,876	30,366
207-50-45-50990	Other Employee Benefits	Personnel Services	183,957	190,033	245,571	228,773
207-50-45-51400	Training & Conferences	Materials & Services	3,917	6,190	15,300	17,300
207-50-45-51500	Clothing & Personal Expenses	Materials & Services	4,948	4,358	6,900	5,000
207-50-45-51600	Memberships & Dues	Materials & Services	139	242	400	400
207-50-45-51770	Other Professional Services	Materials & Services	167	35,691	55,700	44,350
207-50-45-51900	Taxes & Other Fees	Materials & Services	108	208	208	208
207-50-45-53300	Office Supplies	Materials & Services	919	346	700	600
207-50-45-53600	Janitorial & Household Supplie	Materials & Services	847	870	1,300	1,000
207-50-45-53800	Cement Gravel Sand & Asphalt	Materials & Services	110,990	201,755	250,500	-
207-50-45-54200	Other Department Supplies	Materials & Services	9,820	6,149	15,000	7,000
207-50-45-54300	Small Tools	Materials & Services	5,895	4,456	10,500	5,500
207-50-45-54700	Fuels & Lubricants	Materials & Services	175	435	3,100	1,500
207-50-45-55300	Equipment Maintenance	Materials & Services	1,327	3,970	2,500	1,000
207-50-45-55500	Central Garage Charges	Interfund/Intergovt payments	93,407	140,776	92,936	182,500
207-50-45-55600	Equipment Rental	Materials & Services	3,133	18,527	45,000	25,000
207-50-45-55800	IT Services & Maintenance	Interfund/Intergovt payments	7,827	10,830	15,826	17,198
207-50-45-55900	Overhead	Interfund/Intergovt payments	55,680	58,600	61,100	74,410
207-50-45-57600	Capital - Other Improvements	Capital Outlay	940,475	365,000	50,000	225,000
207-50-45-57800	Capital - Furniture & Equipmen	Capital Outlay	13,042	-	4,000	6,447
208-50-45-53800	Cement Gravel Sand & Asphalt	Materials & Services	-	-	-	200,000
208-50-45-57600	Capital - Other Improvements	Capital Outlay	-	356,897	403,228	801,599
210-50-45-51770	Other Professional Services	Materials & Services	-	185,363	1,217,029	173,329
210-50-45-57600	Capital - Other Improvements	Capital Outlay	-	-	-	2,530,849
219-50-45-57600	Capital - Other Improvements	Capital Outlay	234,456	251,799	115,000	235,000
224-50-45-50100	Regular Salaries	Personnel Services	-	5,803	30,888	-
224-50-45-50990	Other Employee Benefits	Personnel Services	-	931	23,704	-
224-50-45-51770	Other Professional Services	Materials & Services	-	-	50,000	50,000
224-50-45-57601	Capital - Pavement Master Plan	Capital Outlay	-	-	350,000	350,000
231-50-45-51770	Other Professional Services	Materials & Services	-	-	119,938	-
231-50-45-57600	Capital- Other Improvements	Capital Outlay	-	-	635,062	635,062
232-50-45-51770	Other Professional Services	Materials & Services	-	-	18,000	-
232-50-45-57600	Capital- Other Improvements	Capital Outlay	3,095	966,496	90,900	-
233-50-45-57600	Capital- Other Improvements	Capital Outlay	-	-	90,000	-
	Activity 45	Streets	2,317,449	4,221,642	6,172,285	8,783,454
207-50-48-50100	Regular Salaries	Personnel Services	89,607	76,321	77,208	92,028
207-50-48-50200	Overtime Wages	Personnel Services	854	852	1,000	-
207-50-48-50300	Part-time & Temporary Salaries	Personnel Services	1,661	8,179	28,210	3,419
207-50-48-50990	Other Employee Benefits	Personnel Services	43,802	41,012	52,715	58,233
207-50-48-51200	Communications	Materials & Services	2	-	-	-
207-50-48-51770	Other Professional Services	Materials & Services	47,367	5,631	9,031	2,000
207-50-48-53100	Postage	Materials & Services	-	-	-	-
207-50-48-53800	Cement Gravel Sand & Asphalt	Materials & Services	4,000	-	10,000	-
207-50-48-54200	Other Department Supplies	Materials & Services	1,478	581	11,100	1,000
207-50-48-55300	Equipment Maintenance	Materials & Services	-	-	600	-
207-50-48-55500	Central Garage Charges	Interfund/Intergovt payments	21,307	22,816	14,685	28,400
207-50-48-55800	IT Services & Maintenance	Interfund/Intergovt payments	4,357	7,616	13,160	14,581
207-50-48-57600	Capital - Other Improvements	Capital Outlay	120,431	113,165	128,000	50,000
210-50-48-51770	Other Professional Services	Materials & Services	-	121,740	338,271	334,784
210-50-48-57600	Capital - Other Improvements	Capital Outlay	-	1,660	-	-

**CITY OF ARCATA
FY 2023-24 PROPOSED EXPENDITURES BUDGET**

Account Number	Description	Classification	FY 2021 Actuals	FY 2022 Actuals	FY 2023 Adopted Budget	FY 2024 Proposed Budget
224-50-48-50100	Regular Salaries	Personnel Services	-	509	2,710	2,741
224-50-48-50990	Other Employee Benefits	Personnel Services	-	82	2,079	1,531
224-50-48-57600	Capital - Other Improvements	Capital Outlay	-	-	50,000	45,000
224-50-48-57800	Capital -Furniture & Equipment	Capital Outlay	-	-	20,000	-
233-50-48-51770	Other Professional Services	Materials & Services	-	(4,031)	171,500	-
233-50-48-57600	Capital- Other Improvements	Capital Outlay	-	-	231,675	1,711,381
	Activity 48	Alternative Transportation	334,866	396,133	1,161,944	2,345,098
209-50-55-50100	Regular Salaries	Personnel Services	87,054	88,097	95,722	105,925
209-50-55-50200	Overtime Wages	Personnel Services	2,130	1,538	2,500	-
209-50-55-50300	Part-time & Temporary Salaries	Personnel Services	-	1,860	4,955	5,118
209-50-55-50990	Other Employee Benefits	Personnel Services	89,104	98,638	108,507	88,170
209-50-55-51400	Training & Conferences	Materials & Services	-	-	300	300
209-50-55-51770	Other Professional Services	Materials & Services	800	3,072	15,500	10,000
209-50-55-53500	Chemicals & Lab Supplies	Materials & Services	145	-	-	-
209-50-55-54200	Other Department Supplies	Materials & Services	45,940	57,278	46,400	40,000
209-50-55-54300	Small Tools	Materials & Services	297	404	500	500
209-50-55-55300	Equipment Maintenance	Materials & Services	940	1,300	1,300	1,300
209-50-55-55320	Parking Meter Maintenance	Materials & Services	3,995	6,671	6,200	1,200
209-50-55-55400	Building/Grounds Maintenance	Materials & Services	46	-	1,000	1,000
209-50-55-55500	Central Garage Charges	Interfund/Intergovt payments	20,521	19,421	16,502	11,436
209-50-55-55800	IT Services & Maintenance	Interfund/Intergovt payments	6,912	9,563	15,148	15,889
209-50-55-57800	Capital - Furniture & Equipmen	Capital Outlay	11,400	-	-	-
224-50-55-50100	Regular Salaries	Personnel Services	-	509	2,814	-
224-50-55-50990	Other Employee Benefits	Personnel Services	-	82	2,087	-
	55 Activity		269,284	288,432	319,435	280,838
771-50-57-50100	Regular Salaries	Personnel Services	135,482	148,160	150,609	162,756
771-50-57-50200	Overtime Wages	Personnel Services	977	966	750	-
771-50-57-50300	Part-time & Temporary Salaries	Personnel Services	-	3,561	13,131	12,794
771-50-57-50990	Other Employee Benefits	Personnel Services	182,139	143,410	151,983	138,518
771-50-57-51400	Training & Conferences	Materials & Services	-	-	3,500	4,500
771-50-57-51500	Clothing & Personal Expenses	Materials & Services	4,281	4,767	6,000	7,500
771-50-57-51770	Other Professional Services	Materials & Services	16,392	18,529	22,150	17,150
771-50-57-52000	Insurance	Materials & Services	125,680	127,395	127,395	150,956
771-50-57-53300	Office Supplies	Materials & Services	938	981	500	750
771-50-57-53500	Chemicals & Lab Supplies	Materials & Services	2,247	2,170	3,000	3,500
771-50-57-53600	Janitorial & Household Supplie	Materials & Services	254	165	500	500
771-50-57-54200	Other Department Supplies	Materials & Services	3,563	1,857	2,000	2,750
771-50-57-54300	Small Tools	Materials & Services	1,500	1,487	1,500	1,500
771-50-57-54400	Vehicle & Mobile Equip Parts	Materials & Services	63,177	54,341	75,000	80,000
771-50-57-54600	Tires & Tubes	Materials & Services	20,324	16,638	33,000	35,000
771-50-57-54700	Fuels & Lubricants	Materials & Services	144,201	209,343	300,000	300,000
771-50-57-55100	Vehicle Repair & Maintenance	Materials & Services	27,182	29,564	50,000	73,000
771-50-57-55300	Equipment Maintenance	Materials & Services	1,510	1,830	1,500	17,000
771-50-57-55500	Central Garage Charges	Interfund/Intergovt payments	39,670	38,766	-	46,472
771-50-57-55800	IT Services & Maintenance	Interfund/Intergovt payments	4,123	2,136	1,194	1,547
771-50-57-57800	Capital - Furniture & Equipmen	Capital Outlay	8,999	(184,928)	19,135	41,550
771-50-57-57900	Capital - Vehicles	Capital Outlay	-	111,173	1,192,803	950,500
	57 Activity	Vehicle Maintenance	782,638	732,308	2,155,650	2,048,243
101-50-61-50100	Regular Salaries	Personnel Services	23,795	14,341	21,889	15,800
101-50-61-50200	Overtime Wages	Personnel Services	784	450	800	-
101-50-61-50300	Part-time & Temporary Salaries	Personnel Services	2,285	3,120	-	-
101-50-61-50990	Other Employee Benefits	Personnel Services	13,112	11,074	16,551	10,649
101-50-61-51770	Other Professional Services	Materials & Services	-	-	810	-
101-50-61-51900	Taxes & Other Fees	Materials & Services	324	810	810	810

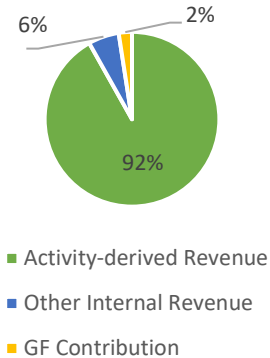
**CITY OF ARCATA
FY 2023-24 PROPOSED EXPENDITURES BUDGET**

Account Number	Description	Classification	FY 2021 Actuals	FY 2022 Actuals	FY 2023 Adopted Budget	FY 2024 Proposed Budget
101-50-61-54200	Other Department Supplies	Materials & Services	753	(310)	-	-
101-50-61-55400	Building/Grounds Maintenance	Materials & Services	3,965	1,008	3,500	6,600
101-50-61-55500	Central Garage Charges	Interfund/Intergovt payments	5,327	5,704	7,057	7,100
101-50-61-55800	IT Services & Maintenance	Interfund/Intergovt payments	3,579	1,338	113	119
101-50-61-57300	Capital - Buildings & Structur	Capital Outlay	-	19,604	51,190	75,000
101-50-61-57800	Capital - Furniture & Equipmen	Capital Outlay	-	16,610	112,000	-
	61 Activity	Corporation Yard	53,923	73,750	214,720	116,078
	Environmental Services - Fleet & Streets		3,758,160	5,712,265	10,024,034	13,573,711

Environmental Services – Natural Resources & Sustainability Programs

*Stormwater; Confined Drainage Ways; Energy;
Solid Waste; Forest Management
Activities: 51; 52; 70; 73; 87*

Funding Sources



FUNDING SOURCES				
	Activity-derived Revenues	Contributory Revenue from Other Activities	General Fund Contribution	TOTALS:
FY 21-22	1,214,080	424,189	125,000	\$1,763,269
FY 22-23	1,435,053	25,000	-	\$1,460,053
FY 23-24	1,894,981	117,500	45,713	\$2,058,194

APPROPRIATIONS

	Personnel	Materials & Services	Capital Projects	Other Programs	Interfund/Intergovt Payments	TOTALS:
FY 21-22	627,383	221,584	31,540	-	246,571	\$1,127,079
FY 22-23	795,306	639,864	377,168	-	259,996	\$2,072,334
FY 23-24	859,091	741,035	87,987	-	370,081	\$2,058,194

Budgeted Projects and Programs FY 23-24:

- Natural Resources programs: maintenance of City open space, forestlands and the Arcata Marsh & Wildlife Sanctuary (AMWS), including trails upkeep and construction, invasives control, habitat protection and enhancement, timber harvest and post-harvest clean-up, updating carbon inventories, as well as solid waste removal, reduction and landfill diversion.
- Sustainability programs and policies: implementation of the Zero Waste Action Plan, Municipal Separate Storm Sewer System Permit Program, Forest Management Plan, and the Greenhouse Gas Reduction Plan. PT employees staff the Arcata Marsh Interpretive Center and assist with implementation of Zero Waste and Energy programs as well as food waste prevention, recycling, habitat and stormwater (drainage) related grant funding.
- Significant efforts planned for this year include:
 - Adopt an amended and restated franchise agreement for organics recycling collection and continue to advance compliance with SB 1383
 - Complete the Jump Trail in the Arcata Forest Tract of the Arcata Community Forest
 - Complete improvements to the Margaret Lane trailhead at the Sunnybrae Forest Tract and plan for an alternative trail to Trail 9 in the Arcata Forest Tract
 - Complete inventories for three carbon projects in the Arcata Community Forest
 - Manage USFWS grants for restoration efforts.
 - Continue monitoring and project planning for Janes Creek and Jolly Giant Creek to advance multi-benefit habitat enhancement and stormwater management projects.
 - Adopt an update to the Arcata Community Forest Management Plan.
 - Begin implementation of the regional Climate Action Plan.
 - Adopt an All-Electric Ordinance to phase out natural gas in new construction.

Janes Creek and Alliance Fish Passage improvement project



Memorial Bench freshly installed on Trail 5 by NR crew



**CITY OF ARCATA
FY 2023-24 PROPOSED EXPENDITURES BUDGET**

Account Number	Description	Classification	FY 2021 Actuals	FY 2022 Actuals	FY 2023 Adopted Budget	FY 2024 Proposed Budget
202-60-51-51770	Other Professional Services	Materials & Services				79,400
233-60-51-57600	Capital- Other Improvements	Capital Outlay	-	-	-	-
666-60-51-50100	Regular Salaries	Personnel Services	125,945	103,085	121,713	152,595
666-60-51-50200	Overtime Wages	Personnel Services	82	106	300	-
666-60-51-50300	Part-time & Temporary Salaries	Personnel Services	20,903	17,678	26,641	16,519
666-60-51-50990	Other Employee Benefits	Personnel Services	79,653	77,707	90,764	102,619
666-60-51-51100	Utilities	Materials & Services	279	1,466	250	250
666-60-51-51200	Communications	Materials & Services	-	-	-	-
666-60-51-51400	Training & Conferences	Materials & Services	512	643	5,100	-
666-60-51-51500	Clothing & Personal Expenses	Materials & Services	(67)	98	550	-
666-60-51-51600	Memberships & Dues	Materials & Services	-	-	660	-
666-60-51-51770	Other Professional Services	Materials & Services	-	-	59,400	10,500
666-60-51-51798	Rail Trail Design Consultant	Materials & Services	-	-	-	-
666-60-51-51900	Taxes & Other Fees	Materials & Services	2,138	20,262	23,995	31,150
666-60-51-52000	Insurance	Materials & Services	17,734	11,640	30,677	19,428
666-60-51-53100	Postage	Materials & Services	83	100	350	100
666-60-51-53200	Photocopy	Materials & Services	10	19	150	50
666-60-51-53300	Office Supplies	Materials & Services	11	379	400	-
666-60-51-53400	Bank Service Charges	Materials & Services	-	-	-	-
666-60-51-54200	Other Department Supplies	Materials & Services	2,359	1,187	5,600	2,000
666-60-51-54300	Small Tools	Materials & Services	330	-	450	-
666-60-51-54700	Fuels & Lubricants	Materials & Services	-	-	200	-
666-60-51-55300	Equipment Maintenance	Materials & Services	299	-	250	-
666-60-51-55400	Building/Grounds Maintenance	Materials & Services	47	307	10,600	15,000
666-60-51-55500	Central Garage Charges	Interfund/Intergovt payments	23,844	26,462	46,603	33,148
666-60-51-55600	Equipment Rental	Materials & Services	-	-	2,000	-
666-60-51-55800	IT Services & Maintenance	Interfund/Intergovt payments	6,274	8,617	-	15,919
666-60-51-55900	Overhead	Interfund/Intergovt payments	-	-	-	7,060
666-60-51-56100	Debt Service - Principal	Debt Service	-	-	-	-
666-60-51-56200	Debt Service - Interest	Debt Service	-	-	-	-
666-60-51-57200	Capital - Property Acquisition	Capital Outlay	-	-	5,000	-
666-60-51-57300	Capital - Buildings & Structur	Capital Outlay	-	-	1,000	-
666-60-51-57400	Capital - ROW & Easements	Capital Outlay	1,905	-	3,000	-
666-60-51-57500	Capital - Underground Faciliti	Capital Outlay	-	-	-	-
666-60-51-57600	Capital - Other Improvements	Capital Outlay	35,668	-	30,000	-
666-60-51-57601	Capital- USFWS Aldergrove	Capital Outlay	-	7,284	8,360	4,368
666-60-51-57602	Capital- USFWS Batini Culvert	Capital Outlay	-	18,509	-	-
666-60-51-57603	Capital- USFWS Beith	Capital Outlay	-	-	19,000	12,946
666-60-51-57604	Capital- USFWS Invasive Specie	Capital Outlay	-	-	-	7,273
666-60-51-57605	Capital- USFWS Janes at Allian	Capital Outlay	-	4,089	-	8,200
666-60-51-57606	Capital- USFWS North Jacoby	Capital Outlay	-	-	7,808	-
666-60-51-57607	Capital- South Jacoby	Capital Outlay	-	-	-	-
666-60-51-57800	Capital - Furniture & Equipmen	Capital Outlay	-	-	-	-
	Activity 51	Stormwater Management	318,008	299,638	500,822	518,525
224-50-52-50100	Regular Salaries	Personnel Services	-	814	4,335	-
666-50-52-50100	Regular Salaries	Personnel Services	56,691	52,554	56,578	62,612
666-50-52-50200	Overtime Wages	Personnel Services	1,089	1,096	1,000	-
666-50-52-50300	Part-time & Temporary Salaries	Personnel Services	-	-	-	-
666-50-52-50990	Other Employee Benefits	Personnel Services	112,829	48,343	49,869	52,332
666-50-52-51200	Communications	Materials & Services	-	-	-	-
666-50-52-51500	Clothing & Personal Expenses	Materials & Services	-	-	500	-
666-50-52-51600	Memberships & Dues	Materials & Services	-	-	-	-
666-50-52-51770	Other Professional Services	Materials & Services	1,009	215	1,000	-
666-50-52-52000	Insurance	Materials & Services	9,458	5,824	9,304	9,715
666-50-52-53300	Office Supplies	Materials & Services	195	-	200	-
666-50-52-53800	Cement Gravel Sand & Asphalt	Materials & Services	-	-	3,000	-
666-50-52-53900	Pipes Valves & Fittings	Materials & Services	2,268	3,407	10,500	5,000

**CITY OF ARCATA
FY 2023-24 PROPOSED EXPENDITURES BUDGET**

Account Number	Description	Classification	FY 2021 Actuals	FY 2022 Actuals	FY 2023 Adopted Budget	FY 2024 Proposed Budget
666-50-52-54200	Other Department Supplies	Materials & Services	894	8,319	8,250	6,000
666-50-52-54300	Small Tools	Materials & Services	152	181	500	-
666-50-52-55500	Central Garage Charges	Interfund/Intergovt payments	56,828	78,612	55,920	112,420
666-50-52-55600	Equipment Rental	Materials & Services	-	-	500	-
666-50-52-55800	IT Services & Maintenance	Interfund/Intergovt payments	4,875	7,923	-	15,919
666-50-52-55900	Overhead	Interfund/Intergovt payments	28,390	-	-	16,440
666-50-52-57200	Capital - Property Acquisition	Capital Outlay	-	-	500	-
666-50-52-57300	Capital - Buildings & Structur	Capital Outlay	-	-	1,500	-
666-50-52-57400	Capital - ROW & Easements	Capital Outlay	-	-	3,500	-
666-50-52-57500	Capital - Underground Faciliti	Capital Outlay	16,236	-	86,500	-
666-50-52-57600	Capital - Other Improvements	Capital Outlay	-	-	1,000	-
666-50-52-57800	Capital - Furniture & Equipmen	Capital Outlay	-	-	-	-
224-50-52-50990	Other Employee Benefits	Personnel Services	-	131	3,326	-
	Activity 52	Confined Drainage Ways	290,913	207,421	297,782	280,438
101-60-70-50100	Regular Salaries	Personnel Services	44,758	27,050	36,672	41,289
101-60-70-50200	Overtime Wages	Personnel Services	-	-	-	-
101-60-70-50300	Part-time & Temporary Salaries	Personnel Services	2,835	3,261	5,293	4,895
101-60-70-50990	Other Employee Benefits	Personnel Services	21,598	16,768	23,294	26,979
101-60-70-51100	Utilities	Materials & Services	-	-	-	-
101-60-70-51200	Communications	Materials & Services	-	-	-	-
101-60-70-51400	Training & Conferences	Materials & Services	-	175	500	500
101-60-70-51600	Memberships & Dues	Materials & Services	500	-	500	500
101-60-70-51770	Other Professional Services	Materials & Services	-	-	-	-
101-60-70-53100	Postage	Materials & Services	1	-	6,150	100
101-60-70-53200	Photocopy	Materials & Services	30	40	150	150
101-60-70-53300	Office Supplies	Materials & Services	197	400	300	300
101-60-70-54200	Other Department Supplies	Materials & Services	-	-	1,500	-
101-60-70-55300	Equipment Maintenance	Materials & Services	-	-	200	200
101-60-70-55500	Central Garage Charges	Interfund/Intergovt payments	2,981	1,508	2,517	4,144
101-60-70-55800	IT Services & Maintenance	Interfund/Intergovt payments	4,891	7,630	13,671	14,747
101-60-70-57800	Capital - Furniture & Equipmen	Capital Outlay	3,701	-	-	-
661-60-70-50100	Regular Salaries	Personnel Services	-	-	-	-
661-60-70-50200	Overtime Wages	Personnel Services	-	-	-	-
661-60-70-50300	Part-time & Temporary Salaries	Personnel Services	-	-	-	-
661-60-70-50990	Other Employee Benefits	Personnel Services	-	-	-	-
661-60-70-51200	Communications	Materials & Services	-	-	-	-
661-60-70-51400	Training & Conferences	Materials & Services	-	-	-	-
661-60-70-51600	Memberships & Dues	Materials & Services	-	-	-	-
661-60-70-51770	Other Professional Services	Materials & Services	-	-	-	-
661-60-70-53100	Postage	Materials & Services	-	-	-	-
661-60-70-53200	Photocopy	Materials & Services	-	-	-	-
661-60-70-53300	Office Supplies	Materials & Services	-	-	-	-
661-60-70-54200	Other Department Supplies	Materials & Services	191	91	-	-
661-60-70-55300	Equipment Maintenance	Materials & Services	-	-	-	-
661-60-70-55500	Central Garage Charges	Interfund/Intergovt payments	-	-	-	-
661-60-70-55800	IT Services & Maintenance	Interfund/Intergovt payments	-	-	-	-
661-60-70-57800	Capital - Furniture & Equipmen	Capital Outlay	-	-	-	-
224-60-70-51770	Other Professional Services	Materials & Services	-	-	12,500	12,500
224-60-70-57800	Capital -Furniture & Equipment	Capital Outlay	-	-	10,000	-
	Activity 70	Energy Management	372,596	264,344	411,030	386,742
664-60-73-50100	Regular Salaries	Personnel Services	118,341	94,189	120,000	135,794
664-60-73-50200	Overtime Wages	Personnel Services	79	111	-	-
664-60-73-50300	Part-time & Temporary Salaries	Personnel Services	23,372	34,222	57,485	59,995
664-60-73-50990	Other Employee Benefits	Personnel Services	111,943	65,089	78,765	89,526
664-60-73-51100	Utilities	Materials & Services	1	-	-	-
664-60-73-51200	Communications	Materials & Services	-	-	-	-
664-60-73-51300	Advertising	Materials & Services	139	650	1,000	1,000

CITY OF ARCATA
FY 2023-24 PROPOSED EXPENDITURES BUDGET

Account Number	Description	Classification	FY 2021 Actuals	FY 2022 Actuals	FY 2023 Adopted Budget	FY 2024 Proposed Budget
664-60-73-51400	Training & Conferences	Materials & Services	-	-	500	500
664-60-73-51500	Clothing & Personal Expenses	Materials & Services	-	-	250	250
664-60-73-51600	Memberships & Dues	Materials & Services	-	-	-	-
664-60-73-51752	Delinq. Acct Pmts to Recology	Materials & Services	6,108	-	8,500	8,500
664-60-73-51753	Collection of Recyclables	Materials & Services	-	-	-	-
664-60-73-51754	Compost/Brush Chipping	Materials & Services	68,133	52,071	70,000	70,000
664-60-73-51770	Other Professional Services	Materials & Services	2,362	6,920	54,000	68,441
664-60-73-52000	Insurance	Materials & Services	9,458	11,646	15,914	19,428
664-60-73-52526	Haz Mat Response Team	Materials & Services	619	690	700	700
664-60-73-53100	Postage	Materials & Services	359	742	1,000	6,500
664-60-73-53200	Photocopy	Materials & Services	67	294	500	100
664-60-73-53300	Office Supplies	Materials & Services	206	155	250	250
664-60-73-54200	Other Department Supplies	Materials & Services	2,835	9,036	10,000	5,000
664-60-73-54300	Small Tools	Materials & Services	42	-	250	-
664-60-73-54453	State Recycling Grants Oil Exp	Materials & Services	3,800	-	-	-
664-60-73-54454	State Recycling Grants Bev Exp	Materials & Services	-	-	10,000	10,000
664-60-73-54455	Food Waste Grant Expenditures	Materials & Services	79,651	45,427	39,718	-
664-60-73-55500	Central Garage Charges	Interfund/Intergovt payments	5,961	6,616	8,749	8,288
664-60-73-55600	Equipment Rental	Materials & Services	-	-	-	-
664-60-73-55800	IT Services & Maintenance	Interfund/Intergovt payments	6,765	9,108	16,141	16,889
664-60-73-55900	Overhead	Interfund/Intergovt payments	50,310	55,830	53,550	57,580
664-60-73-57300	Capital - Buildings & Structur	Capital Outlay	-	-	-	-
664-60-73-57600	Capital - Other Improvements	Capital Outlay	-	-	10,000	10,000
664-60-73-57800	Capital - Furniture & Equipmen	Capital Outlay	-	-	-	-
224-60-73-50100	Regular Salaries	Personnel Services	-	1,100	1,904	-
224-60-73-50200	Overtime Wages	Personnel Services	-	5	-	-
224-60-73-50990	Other Employee Benefits	Personnel Services	-	480	985	-
	Activity 73	Solid Waste	490,551	394,380	560,160	568,741
202-60-87-54200	Other Department Supplies	Materials & Services				10,000
202-60-87-57600	Capital Other Improvements	Capital Outlay				45,000
205-60-87-50100	Regular Salaries	Personnel Services	26,383	27,173	42,804	48,139
205-60-87-50200	Overtime Wages	Personnel Services	1,749	69	-	-
205-60-87-50300	Part-time & Temporary Salaries	Personnel Services	12,554	23,793	34,169	31,658
205-60-87-50990	Other Employee Benefits	Personnel Services	30,466	32,557	39,408	34,139
205-60-87-51200	Communications	Materials & Services	-	-	-	-
205-60-87-51400	Training & Conferences	Materials & Services	479	178	600	300
205-60-87-51500	Clothing & Personal Expenses	Materials & Services	1	57	500	-
205-60-87-51600	Memberships & Dues	Materials & Services	353	145	400	500
205-60-87-51720	Other Technical Services	Materials & Services	5,150	5,002	13,430	15,600
205-60-87-51736	Carbon Survey/Verification	Materials & Services	2,650	1,650	8,000	8,000
205-60-87-51765	Logging Contractor	Materials & Services	125,599	-	123,700	236,475
205-60-87-51770	Other Professional Services	Materials & Services	1,231	5,200	6,600	4,000
205-60-87-51771	Legal Consultations	Materials & Services	1,011	-	1,000	1,000
205-60-87-51790	Other Consulting Services	Materials & Services	-	-	-	-
205-60-87-51900	Taxes & Other Fees	Materials & Services	7,794	(3,764)	10,919	15,400
205-60-87-51910	Certification Fee	Materials & Services	126	516	520	550
205-60-87-52000	Insurance	Materials & Services	9,458	11,646	30,607	19,428
205-60-87-52020	CDF Fire Insurance	Materials & Services	-	-	-	-
205-60-87-53100	Postage	Materials & Services	75	48	100	100
205-60-87-53200	Photocopy	Materials & Services	141	73	100	200
205-60-87-54200	Other Department Supplies	Materials & Services	20,645	16,194	33,320	37,500
205-60-87-54300	Small Tools	Materials & Services	382	1,333	1,000	7,570
205-60-87-55300	Equipment Maintenance	Materials & Services	-	922	300	900
205-60-87-55500	Central Garage Charges	Interfund/Intergovt payments	11,091	12,062	32,141	33,148
205-60-87-55600	Equipment Rental	Materials & Services	-	-	-	-
205-60-87-55800	IT Services & Maintenance	Interfund/Intergovt payments	5,581	1,614	2,964	3,379
205-60-87-55900	Overhead	Interfund/Intergovt payments	25,010	30,590	27,740	31,000

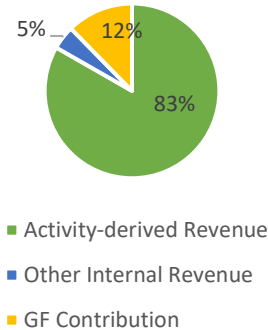
**CITY OF ARCATA
FY 2023-24 PROPOSED EXPENDITURES BUDGET**

Account Number	Description	Classification	FY 2021 Actuals	FY 2022 Actuals	FY 2023 Adopted Budget	FY 2024 Proposed Budget
205-60-87-55999	Repayment	Debt Service	38,045	-	-	-
205-60-87-57200	Capital - Property Acquisition	Capital Outlay	-	-	-	-
205-60-87-57400	Capital - ROW & Easements	Capital Outlay	1,165	-	-	200
205-60-87-57600	Capital - Other Improvements	Capital Outlay	36,560	1,659	190,000	-
205-60-87-57800	Capital - Furniture & Equipmen	Capital Outlay	-	-	-	-
	Activity 87	Forest Management	363,699	168,717	600,322	584,186
Environmental Services - Natural Resources & Sustainability Programs			1,544,853	1,127,079	2,072,334	2,058,194

Technological Capabilities (IT Services, Communications & GIS)

IT Services & Maintenance; Communications & GIS; Activities: 71; 77; 79

Funding Sources



FUNDING SOURCES				
	Activity-derived Revenues	Contributory Revenue from Other Activities	General Fund Contribution	TOTALS:
FY 21-22	419,553	47,352	111,603	\$578,508
FY 22-23	592,816	47,546	98,163	\$738,525
FY 23-24	614,479	32,435	91,046	\$737,960

APPROPRIATIONS

	Personnel	Materials & Services	Capital Projects	Debt Services	Interfund/Intergovt Payments	TOTALS:
FY 21-22	301,217	154,760	105,576	-	30,406	\$591,959
FY 22-23	440,491	256,249	57,700	-	42,944	\$797,384
FY 23-24	381,694	229,628	80,655	-	45,983	\$737,960

Budgeted Projects and Programs FY 23-24:

71 – IT Services

- Provide the overall maintenance, enhancement and systematic upgrades to the City's overall computer network structure, landlines and cell phones, and main copier equipment.
- Ongoing training of staff on general computer use and software.
- Upgrade/replace older computers and hardware throughout the organization.
- Continue updates to the IT Resource and Disaster Recovery Manual.
- Continue major upgrade of the City's core server and network environment.

77 – Communications

- Produce videos of upcoming and existing City projects, including a video on the City's Wastewater Treatment Plant Upgrade Project, Phase I.
- Run the technical equipment in broadcasting public meetings, including remote and hybrid meeting capabilities.

- Continue centralized production of all City Press Releases and management of City social media platforms.
- Maintain the City's website, work with community partners on the VisitArcata website, and develop media/marketing videos for City projects, as well as business/economic highlights and promotion of Arcata events and activities.
- Continue implementation of a citywide social media policy.

79-GIS

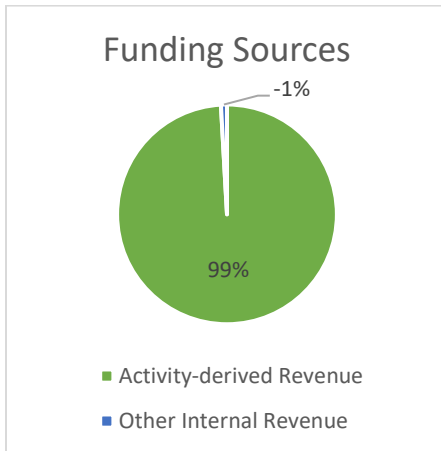
- The Geographic Information System (GIS) provides digital geographic information analysis and mapping support for a variety of City functions. The GIS provides services to the public and other jurisdictions and features a public access GIS. The GIS program also maintains and updates a variety of City databases and records, including but not limited to: parcel ownership, easements, building activity, stormwater utility information, wetlands, zoning, historical sites, and water quality information.

**CITY OF ARCATA
FY 2023-24 PROPOSED EXPENDITURES BUDGET**

Account Number	Description	Classification	FY 2021 Actuals	FY 2022 Actuals	FY 2023 Adopted Budget	FY 2024 Proposed Budget
224-10-71-57800	Capital- Furniture & Equipment	Capital Outlay	-	10,095	-	-
775-10-71-50100	Regular Salaries	Personnel Services	105,827	110,768	156,797	167,753
775-10-71-50990	Other Employee Benefits	Personnel Services	147,443	104,834	168,254	124,532
775-10-71-51200	Communications	Materials & Services	53,945	46,419	41,100	45,450
775-10-71-51210	Internet & DSL	Materials & Services	18,319	17,882	19,014	20,900
775-10-71-51400	Training & Conferences	Materials & Services	-	659	2,750	2,750
775-10-71-51600	Memberships & Dues	Materials & Services	130	130	360	360
775-10-71-51770	Other Professional Services	Materials & Services	14,250	28,079	72,273	35,458
775-10-71-51790	Other Consulting Services	Materials & Services	4,466	4,849	60,227	60,427
775-10-71-53300	Office Supplies	Materials & Services	19,902	20,698	15,550	12,133
775-10-71-54200	Other Department Supplies	Materials & Services	1,596	427	250	250
775-10-71-55300	Equipment Maintenance	Materials & Services	7,496	7,240	7,500	7,500
775-10-71-55800	IT Services & Maintenance	Interfund/Intergovt payments	2,961	-	-	2,617
775-10-71-55900	Overhead	Interfund/Intergovt payments	8,860	11,080	8,970	8,990
775-10-71-57800	Capital - Furniture & Equipmen	Capital Outlay	22,417	90,494	57,700	70,400
	Activity 71	IT Services	407,613	453,654	610,745	559,520
101-10-77-50100	Regular Salaries	Personnel Services	27,196	28,777	42,455	38,119
101-10-77-50200	Overtime Wages	Personnel Services	-	182	-	-
101-10-77-50300	Part-time & Temporary Salaries	Personnel Services	23,250	24,290	24,500	9,439
101-10-77-50990	Other Employee Benefits	Personnel Services	22,454	24,770	37,979	28,878
101-10-77-51790	Other Consulting Services	Materials & Services	7,710	7,687	8,690	9,290
101-10-77-51791	Consulting - Cable Franchise	Materials & Services	4,860	4,860	4,860	4,860
101-10-77-51792	Consulting - Video Streaming	Materials & Services	7,152	7,152	7,200	7,200
101-10-77-53100	Postage	Materials & Services	-	-	-	-
101-10-77-54200	Other Department Supplies	Materials & Services	474	259	1,175	500
101-10-77-55800	IT Services & Maintenance	Interfund/Intergovt payments	7,439	9,923	17,187	17,674
101-10-77-57803	Telecommunication System	Capital Outlay	-	-	-	10,255
224-10-77-57800	Capital- Furniture & Equipment	Capital Outlay	-	4,987	-	-
	Activity 77	Communications	100,534	112,887	144,046	126,215
101-60-79-50100	Regular Salaries	Personnel Services	9,740	5,388	5,952	6,552
101-60-79-50200	Overtime Wages	Personnel Services	-	-	-	-
101-60-79-50300	Part-time & Temporary Salaries	Personnel Services	1,381	526	2,629	3,073
101-60-79-50990	Other Employee Benefits	Personnel Services	3,271	1,682	1,925	3,348
101-60-79-51200	Communications	Materials & Services	-	-	-	-
101-60-79-51400	Training & Conferences	Materials & Services	-	-	800	1,000
101-60-79-53100	Postage	Materials & Services	1	1	50	50
101-60-79-53200	Photocopy	Materials & Services	-	18	200	50
101-60-79-53300	Office Supplies	Materials & Services	-	87	350	250
101-60-79-54200	Other Department Supplies	Materials & Services	316	35	200	200
101-60-79-55300	Equipment Maintenance	Materials & Services	5,700	8,278	5,700	6,000
101-60-79-55500	Central Garage Charges	Interfund/Intergovt payments	1,386	1,508	4,017	4,144
101-60-79-55800	IT Services & Maintenance	Interfund/Intergovt payments	5,446	7,895	12,770	12,558
224-60-79-51770	Other Professional Services	Materials & Services	-	-	8,000	15,000
	Activity 79	GIS	27,241	25,418	42,593	52,225
		Technology Capabilities	535,389	591,959	797,384	737,960

Environmental Services – Water Services

*Water Distribution Maintenance and Water Treatment & Distribution
Activities: 08; 63 and 64*



FUNDING SOURCES				
	Activity-derived Revenues	Contributory Revenue from Other Activities	General Fund Contribution	TOTALS:
FY 21-22	7,048,000	(90,000)	-	\$6,958,000
FY 22-23	9,061,766	160,000	-	\$9,221,766
FY 23-24	12,387,471	(100,000)	-	\$12,287,471

APPROPRIATIONS						
	Personnel	Materials & Services	Capital Projects	Debt Services	Interfund/Intergovt Payments	TOTALS:
FY 21-22	1,310,870	2,079,151	60,066	60,066	704,307	\$4,220,913
FY 22-23	1,608,100	2,437,782	6,809,107	135,815	870,873	\$11,861,678
FY 23-24	1,646,812	2,651,264	5,840,104	1,135,748	1,013,543	\$12,287,471

Budgeted Projects and Programs FY 23-24:

- Management and Maintenance of 77+ miles of water distribution mains, water service lines, water valves and fire hydrants. Monthly reading, repairing, replacing and testing of approximately 6,000 water meters, from 3/4" to 10" in service size. Annual testing of 500 back-flow prevention devices, and fire service leak detector check devices.
- Comprehensive monitoring, as required by The State of California Department of Public Health and the US EPA, including:
 - Water quality testing for: pH, coliform, chlorine, fluoride, iron, lead and copper, temperature, trihalomethanes, and turbidity. Testing occurs on a daily, weekly, monthly, quarterly, semi-annual and annual basis.
- Complete Arcata Storage Tank-1C Project, construction of a new one-million-gallon steel water tank at Happy Valley.
- Continue to replace aging water lines (in part, with State funds).
- Advance Phase 2 the Plunkett Road Waterline Retrofit Project; finalize designs and land acquisition/easement and right-of-way work. Project funded through a phased Cal OES grant.
- Complete refurbishment of the Heindon Well as a groundwater source for the City.



Water Week Tabling at the Farmer's Market



Crew installing new lines on G St

**CITY OF ARCATA
FY 2023-24 PROPOSED EXPENDITURES BUDGET**

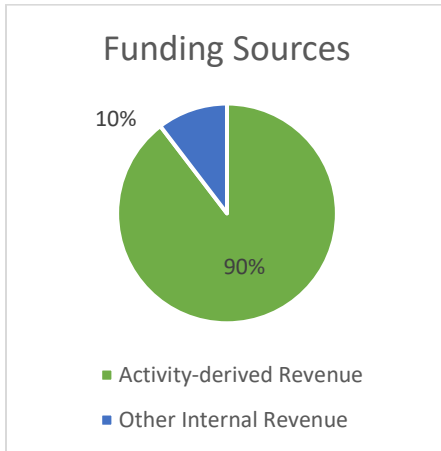
Account Number	Description	Classification	FY 2021 Actuals	FY 2022 Actuals	FY 2023 Adopted Budget	FY 2024 Proposed Budget
661-20-08-56400	Pension Obligation Payments	Debt Service	-	-	-	1,000,000
	Activity 08	Nondepartmental Transactions				1,000,000
224-50-63-50100	Regular Salaries	Personnel Services	-	815	4,335	-
224-50-63-50990	Other Employee Benefits	Personnel Services	-	131	3,326	-
661-50-63-50100	Regular Salaries	Personnel Services	320,072	315,840	408,732	417,519
661-50-63-50200	Overtime Wages	Personnel Services	5,555	4,574	7,500	-
661-50-63-50300	Part-time & Temporary Salaries	Personnel Services	9,960	10,118	21,040	22,487
661-50-63-50990	Other Employee Benefits	Personnel Services	448,826	216,938	273,663	306,530
661-50-63-51400	Training & Conferences	Materials & Services	996	957	4,000	9,000
661-50-63-51500	Clothing & Personal Expenses	Materials & Services	1,357	2,015	1,700	1,900
661-50-63-51600	Memberships & Dues	Materials & Services	661	510	5,730	11,730
661-50-63-51770	Other Professional Services	Materials & Services	4,017	9,599	20,050	16,300
661-50-63-52000	Insurance	Materials & Services	82,758	107,709	167,100	203,997
661-50-63-53300	Office Supplies	Materials & Services	205	203	700	-
661-50-63-53400	Bank Fees	Materials & Services	-	-	1,500	-
661-50-63-53600	Janitorial & Household Supplie	Materials & Services	183	-	500	500
661-50-63-53800	Cement Gravel Sand & Asphalt	Materials & Services	11,648	11,573	41,000	40,000
661-50-63-53900	Pipes Valves & Fittings	Materials & Services	28,872	30,088	80,000	80,000
661-50-63-54200	Other Department Supplies	Materials & Services	8,156	8,759	8,100	8,800
661-50-63-54300	Small Tools	Materials & Services	4,338	3,788	5,500	6,000
661-50-63-54700	Fuels & Lubricants	Materials & Services	-	-	-	-
661-50-63-55300	Equipment Maintenance	Materials & Services	3,555	6,473	8,050	30,750
661-50-63-55500	Central Garage Charges	Interfund/Intergovt payments	78,562	82,644	107,641	109,436
661-50-63-55600	Equipment Rental	Materials & Services	-	-	1,000	1,000
661-50-63-55800	IT Services & Maintenance	Interfund/Intergovt payments	11,236	14,822	22,368	22,432
661-50-63-55900	Overhead	Interfund/Intergovt payments	151,030	167,510	202,510	243,490
661-50-63-56105	1998 COP Refinance Principal	Debt Service	-	-	79,950	83,200
661-50-63-56205	1998 COP Refinance Interest	Debt Service	63,195	60,066	55,865	52,548
661-50-63-57500	Capital - Underground Faciliti	Capital Outlay	10,200	-	2,900,000	3,175,000
661-50-63-57600	Capital - Other Improvements	Capital Outlay	-	-	-	177,258
661-50-63-57800	Capital - Furniture & Equipmen	Capital Outlay	3,340	11,103	12,500	32,473
	Activity 63	Water Distribution Maintenance	1,248,723	1,066,234	4,444,359	5,052,350
224-60-64-50100	Regular Salaries	Personnel Services	-	713	3,939	-
224-60-64-50990	Other Employee Benefits	Personnel Services	-	114	2,922	-
231-60-64-57600	Capital- Other Improvements	Capital Outlay	-	-	1,074,244	-
661-60-64-50100	Regular Salaries	Personnel Services	454,451	420,130	493,000	500,019
661-60-64-50200	Overtime Wages	Personnel Services	10,009	7,991	12,000	-
661-60-64-50300	Part-time & Temporary Salaries	Personnel Services	9,637	21,715	35,644	36,068
661-60-64-50990	Other Employee Benefits	Personnel Services	302,052	311,792	342,000	364,189
661-60-64-51100	Utilities	Materials & Services	55,667	58,279	74,000	75,000
661-60-64-51300	Advertising	Materials & Services	-	20	100	100
661-60-64-51400	Training & Conferences	Materials & Services	1,929	3,061	10,600	8,150
661-60-64-51500	Clothing & Personal Expenses	Materials & Services	7,057	7,857	8,000	9,000
661-60-64-51600	Memberships & Dues	Materials & Services	3,302	3,455	3,550	15,342
661-60-64-51742	Lab Testing & Analysis	Materials & Services	6,642	6,790	8,500	7,514
661-60-64-51770	Other Professional Services	Materials & Services	41,035	63,704	76,200	63,050
661-60-64-51780	Other Planning Services	Materials & Services	23	-	2,000	2,000
661-60-64-51900	Taxes & Other Fees	Materials & Services	32,327	29,478	33,040	29,541
661-60-64-52000	Insurance	Materials & Services	70,935	93,153	147,205	179,712
661-60-64-52526	Haz Mat Response Team	Materials & Services	2,300	2,350	2,350	2,350
661-60-64-53100	Postage	Materials & Services	13,705	15,411	17,200	15,000
661-60-64-53200	Photocopy	Materials & Services	0	8	1,400	750
661-60-64-53300	Office Supplies	Materials & Services	466	1,003	2,750	2,750
661-60-64-53400	Bank Service Charges	Materials & Services	52,127	51,747	53,000	55,000
661-60-64-53500	Chemicals & Lab Supplies	Materials & Services	22,219	24,280	32,591	42,558
661-60-64-53600	Janitorial & Household Supplie	Materials & Services	967	711	1,750	-
661-60-64-54000	Purchase Of Water	Materials & Services	1,436,533	1,514,091	1,507,366	1,587,000
661-60-64-54200	Other Department Supplies	Materials & Services	2,583	6,548	10,000	12,000
661-60-64-54300	Small Tools	Materials & Services	342	2,217	4,000	4,000
661-60-64-54700	Fuels & Lubricants	Materials & Services	-	-	250	250

**CITY OF ARCATA
 FY 2023-24 PROPOSED EXPENDITURES BUDGET**

Account Number	Description	Classification	FY 2021 Actuals	FY 2022 Actuals	FY 2023 Adopted Budget	FY 2024 Proposed Budget
661-60-64-55300	Equipment Maintenance	Materials & Services	5,820	11,866	57,000	61,220
661-60-64-55400	Building/Grounds Maintenance	Materials & Services	754	1,387	36,500	65,500
661-60-64-55500	Central Garage Charges	Interfund/Intergovt payments	26,348	29,593	38,793	38,276
661-60-64-55600	Equipment Rental	Materials & Services	1,215	60	3,500	3,500
661-60-64-55800	IT Services & Maintenance	Interfund/Intergovt payments	17,090	18,877	27,042	31,759
661-60-64-55900	Overhead	Interfund/Intergovt payments	352,390	390,860	472,520	568,150
661-60-64-57300	Capital - Buildings & Structur	Capital Outlay	22,001	8,674	18,000	10,000
661-60-64-57500	Capital - Underground Faciliti	Capital Outlay	35,103	43,415	55,610	25,000
661-60-64-57600	Capital - Other Improvements	Capital Outlay	16,384	3,328	2,728,754	2,410,373
661-60-64-57800	Capital - Furniture & Equipmen	Capital Outlay	4,385	-	20,000	10,000
	Activity 64	Water Treatment	3,007,797	3,154,680	7,417,319	6,235,121
		Environmental Services - Water Services	4,256,519	4,220,913	11,861,678	12,287,471

Environmental Services – Wastewater & AMWS/AMIC Services

*Wastewater Collection and Wastewater Treatment
Activities: 8; 65 and 67*



FUNDING SOURCES				
	Activity-derived Revenues	Contributory Revenue from Other Activities	General Fund Contribution	TOTALS:
FY 21-22	7,820,341	2,248,400	-	\$10,068,741
FY 22-23	18,686,815	2,164,405	-	\$20,851,220
FY 23-24	29,392,116	(100,000)	-	\$29,292,116

APPROPRIATIONS						
	Personnel	Materials & Services	Capital Projects	Debt Services	Interfund/Intergov t Payments	TOTALS:
FY 21-22	1,606,987	1,013,838	44,273	24,635	856,209	\$3,545,942
FY 22-23	1,981,771	1,831,149	15,945,205	229,433	1,107,563	\$21,095,121
FY 23-24	2,066,916	1,756,648	22,719,397	1,500,000	1,249,155	\$29,292,116

Budgeted Projects and Programs FY 23-24:

- Comprehensive maintenance and repairs the City’s wastewater collection and wastewater treatment systems including: 61 miles of wastewater collection network, all main and service lateral sewer lines, clean-outs, and manholes; and the wastewater treatment plant, 11 wastewater pump stations, oxidation ponds and treatment/enhancement marshes.
- Comprehensive monitoring as required by the California State Water Resources Control Board and the U.S. EPA, including:
 - Water quality testing for: chlorine, coliform, biochemical oxygen demand, digester solids, pH, heavy metals, oil and grease, settleable solids, sulfur dioxide, suspended solids and toxicity. These tests can occur on a daily, weekly, monthly, quarterly, semi-annual and annual basis.
 - Management of the City’s wastewater solids composition program.
 - Beneficial Uses of the Arcata Marsh and Wildlife Sanctuary (AMWS) as they relate to wastewater discharge permitting.
- Continue sea level rise adaptation planning and implementation strategies, including research and analysis and strategic property acquisition to support long term climate change adaptation.

Construction Projects

- Continue to advance the construction of the Arcata Wastewater Treatment Facility (AWTF) Phase I Improvement Project.
- Complete preliminary engineering for the AWTF Levee Project
- Continue to advance the Inflow & Infiltration project to reduce stormwater inflow and groundwater infiltration into the wastewater collection system.

- Replace pump at Courtyards lift station
- Complete rehabilitation of the outside of several wastewater/corporation yard offices.

Arcata Marsh and Wildlife Sanctuary

- Construct new boat launch facility improvements at the end of South I Street, with a California Boating and Waterways Grant.
- Support public stewardship of the Arcata Marsh and Wildlife Sanctuary.



Arcata Wastewater Treatment Facility



Arcata Marsh Interpretive Center's Native Plant Garden

**CITY OF ARCATA
FY 2023-24 PROPOSED EXPENDITURES BUDGET**

Account Number	Description	Classification	FY 2021 Actuals	FY 2022 Actuals	FY 2023 Adopted Budget	FY 2024 Proposed Budget
662-20-08-56400	Pension Obligation Payments	Debt Service	-	-	-	1,500,000
	Activity 08	Nondepartmental Transactions				1,500,000
224-50-65-50100	Regular Salaries	Personnel Services	-	916	5,732	-
224-50-65-50990	Other Employee Benefits	Personnel Services	-	147	4,184	-
662-50-65-50100	Regular Salaries	Personnel Services	318,605	327,777	400,263	420,228
662-50-65-50200	Overtime Wages	Personnel Services	4,579	3,923	6,000	-
662-50-65-50300	Part-time & Temporary Salaries	Personnel Services	21,143	18,634	40,936	43,136
662-50-65-50990	Other Employee Benefits	Personnel Services	510,949	209,406	292,156	311,885
662-50-65-51100	Utilities	Materials & Services	-	33	-	-
662-50-65-51400	Training & Conferences	Materials & Services	2,917	374	10,000	12,000
662-50-65-51500	Clothing & Personal Expenses	Materials & Services	1,621	615	6,000	6,200
662-50-65-51600	Memberships & Dues	Materials & Services	295	341	4,550	8,450
662-50-65-51720	Other Technical Services	Materials & Services	-	-	18,650	18,650
662-50-65-51770	Other Professional Services	Materials & Services	6,917	9,441	35,015	31,000
662-50-65-52000	Insurance	Materials & Services	82,758	101,887	162,792	194,283
662-50-65-53800	Cement Gravel Sand & Asphalt	Materials & Services	10,867	9,222	39,664	40,000
662-50-65-53900	Pipes Valves & Fittings	Materials & Services	23,150	4,198	24,000	30,000
662-50-65-54200	Other Department Supplies	Materials & Services	6,181	13,642	9,500	19,000
662-50-65-54300	Small Tools	Materials & Services	2,121	1,868	3,500	4,500
662-50-65-55300	Equipment Maintenance	Materials & Services	19,014	9,580	27,500	58,000
662-50-65-55500	Central Garage Charges	Interfund/Intergovt payments	183,351	188,716	261,222	268,688
662-50-65-55600	Equipment Rental	Materials & Services	2,067	-	5,000	5,000
662-50-65-55800	IT Services & Maintenance	Interfund/Intergovt payments	10,013	13,657	20,943	19,696
662-50-65-55900	Overhead	Interfund/Intergovt payments	212,050	234,430	296,550	356,260
662-50-65-56102	1997 Revenue Bonds	Debt Service	-	-	145,960	-
662-50-65-56103	SWRCB (I&I) Principal	Debt Service	-	-	29,402	-
662-50-65-56202	1997 Revenue Bonds	Debt Service	11,810	8,468	1,730	-
662-50-65-56203	2021 SWRCB (I&I) Interest	Debt Service	-	14,309	19,922	-
662-50-65-57500	Capital - Underground Faciliti	Capital Outlay	744	451	209,836	4,150,000
662-50-65-57800	Capital - Furniture & Equipmen	Capital Outlay	10,016	-	4,000	38,473
	Activity 65	Wastewater Collection	1,441,169	1,172,037	2,085,005	6,035,449
224-60-67-50100	Regular Salaries	Personnel Services	-	102	-	-
224-60-67-50990	Other Employee Benefits	Personnel Services	-	16	-	-
224-60-67-57602	Capital -South I ST Dock/Vault	Capital Outlay	-	-	120,000	120,000
662-60-67-50100	Regular Salaries	Personnel Services	667,530	545,946	644,000	666,058
662-60-67-50200	Overtime Wages	Personnel Services	10,189	8,172	12,500	-
662-60-67-50300	Part-time & Temporary Salaries	Personnel Services	38,817	82,067	124,002	147,046
662-60-67-50990	Other Employee Benefits	Personnel Services	449,903	409,879	452,000	478,563
662-60-67-51100	Utilities	Materials & Services	194,367	273,383	365,000	365,000
662-60-67-51400	Training & Conferences	Materials & Services	6,526	7,833	8,350	13,250
662-60-67-51500	Clothing & Personal Expenses	Materials & Services	12,048	11,591	12,500	13,575
662-60-67-51600	Memberships & Dues	Materials & Services	1,273	1,709	3,050	19,013
662-60-67-51720	Other Technical Services	Materials & Services	-	-	7,000	9,000
662-60-67-51728	Engineering Services	Materials & Services	52,850	62,773	70,000	70,000
662-60-67-51742	Lab Testing & Analysis	Materials & Services	54,160	58,273	63,968	79,071
662-60-67-51754	Compost/Brush Chipping	Materials & Services	62,367	53,191	85,500	85,000
662-60-67-51770	Other Professional Services	Materials & Services	82,281	47,898	115,584	85,000
662-60-67-51771	Legal Consultations	Materials & Services	-	405	2,060	2,000
662-60-67-51780	Other Planning Services	Materials & Services	10,781	-	11,200	-
662-60-67-51790	Other Consulting Services	Materials & Services	59,874	-	-	-
662-60-67-51900	Taxes & Other Fees	Materials & Services	203,597	(28,547)	86,456	46,606
662-60-67-52000	Insurance	Materials & Services	70,935	87,331	139,536	169,998
662-60-67-52030	Insurance - Foam	Materials & Services	-	-	-	-
662-60-67-52526	Haz Mat Response Team	Materials & Services	2,300	2,769	2,369	2,400
662-60-67-53100	Postage	Materials & Services	20,392	21,932	24,200	100
662-60-67-53200	Photocopy	Materials & Services	73	6	1,400	4,000
662-60-67-53300	Office Supplies	Materials & Services	1,829	2,109	4,315	-
662-60-67-53400	Bank Service Charges	Materials & Services	53,862	53,052	56,635	118,232
662-60-67-53500	Chemicals & Lab Supplies	Materials & Services	130,958	74,412	244,900	2,000

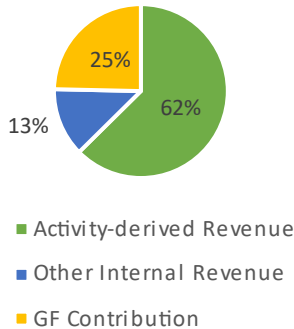
**CITY OF ARCATA
FY 2023-24 PROPOSED EXPENDITURES BUDGET**

Account Number	Description	Classification	FY 2021 Actuals	FY 2022 Actuals	FY 2023 Adopted Budget	FY 2024 Proposed Budget
662-60-67-53600	Janitorial & Household Supplie	Materials & Services	1,083	638	2,700	18,600
662-60-67-54200	Other Department Supplies	Materials & Services	7,230	21,771	18,600	4,900
662-60-67-54300	Small Tools	Materials & Services	428	1,252	4,000	1,000
662-60-67-54700	Fuels & Lubricants	Materials & Services	1,933	2,774	2,575	159,820
662-60-67-55300	Equipment Maintenance	Materials & Services	50,910	85,173	100,580	57,000
662-60-67-55400	Building/Grounds Maintenance	Materials & Services	10,091	18,507	48,000	-
662-60-67-55500	Central Garage Charges	Interfund/Intergovt payments	61,479	69,050	90,518	89,308
662-60-67-55600	Equipment Rental	Materials & Services	1,342	2,400	4,500	4,000
662-60-67-55800	IT Services & Maintenance	Interfund/Intergovt payments	24,345	26,416	34,770	32,473
662-60-67-55900	Overhead	Interfund/Intergovt payments	291,370	323,940	403,560	482,730
662-60-67-56102	1997 Revenue Bonds	Debt Service	-	-	32,040	-
662-60-67-56202	1997 Revenue Bonds	Debt Service	2,593	1,859	380	-
662-60-67-57200	Capital - Property Acquisition	Capital Outlay	-	42	13,000	18,000
662-60-67-57300	Capital - Buildings & Structur	Capital Outlay	4,909	16,818	48,000	56,000
662-60-67-57500	Capital - Underground Faciliti	Capital Outlay	-	-	47,430	45,000
662-60-67-57600	Capital - Other Improvements	Capital Outlay	18,211	-	10,000	-
662-60-67-57601	WWTP	Capital Outlay	135,906	11,300	14,482,752	17,646,000
662-60-67-57602	Capital- South I ST Dock/Vault	Capital Outlay	-	806	554,662	545,924
662-60-67-57603	Capital- NR/PD Move	Capital Outlay	-	2,700	50,000	50,000
662-60-67-57604	Capital- 1 St Pump	Capital Outlay	-	-	325,000	-
662-60-67-57800	Capital - Furniture & Equipmen	Capital Outlay	22,468	12,156	80,525	50,000
	Activity 67	Wastewater Treatment	2,821,210	2,373,905	19,010,117	21,756,667
		Environmental Services Wastewater	4,262,379	3,545,942	21,095,121	29,292,116

Environmental Services – Parks, Facilities & Recreation Services

*Parks; Facilities, Recreation
Activities: 81; 85; 89*

Funding Sources



FUNDING SOURCES				
	Activity-derived Revenues	Contributory Revenue from Other Activities	General Fund Contribution	TOTALS:
FY 21-22	1,575,696	405,216	1,456,802	\$3,437,714
FY 22-23	2,796,197	249,894	1,431,352	\$4,477,442
FY 23-24	4,445,414	905,296	1,750,359	\$7,101,069

APPROPRIATIONS						
	Personnel	Materials & Services	Capital Projects	Debt Services	Interfund/Intergovt Payments	TOTALS:
FY 21-22	1,209,994	507,373	156,523	72,238	108,663	\$2,054,791
FY 22-23	1,563,964	832,623	2,141,084	73,131	169,283	\$4,780,086
FY 23-24	1,554,077	892,053	4,351,736	73,095	230,108	\$7,101,069

Budgeted Projects and Programs FY 23-24:

- The Parks Division manages and maintains 100 acres comprised of 30 community and neighborhood parks, sports fields, Bayside Park gardens & farm, tennis courts, trails through City parks, a skateboard facility and the Downtown Plaza, as well as maintaining landscaping at parking lots, pedestrian corridors, roadway and sound walls. Projects included in this year’s budget are grant and development fee funded.
 1. Initiate construction of the Carlson Park Improvement Project to develop a new playground, pickleball courts, special event area and river access.
 2. Construct the Redwood Park Improvement Project Phase I, including installation of a new forest-themed playground and bicycle pump track.
 3. Augment Bloomfield Park with new equipment and a flexible gathering space.
 4. Implement the Call for Artists fire hydrant mural project on G & H and 8th and 9th Streets, enhancing connectivity and placemaking between downtown and the Cal Poly Humboldt campus and the Creamery District.
 5. Plan and implement the first dog park within the City.
 6. Continue to advance beautification and community connectivity priorities for Valley West area.
 7. Begin design for the Arcata Ball Park Improvement Project.
- The Facilities Division maintains the City’s 15 buildings totaling over 100,000 square feet. This includes working to complete energy efficiency upgrades and deferred maintenance needs for all government buildings. This year’s projects include:

1. Continue to advance fuel switching and energy efficiency upgrades for the Arcata Community Center to reduce greenhouse emissions and demonstrate facility electrification.
 2. Begin design for accessibility upgrades at the Arcata Library
 3. Replace the Annex roof
 4. Routine maintenance and miscellaneous repairs throughout facilities, as needed.
- The Recreation Division provides enrichment for Arcata’s children, adults, families, and the greater community through services, facilities and programs that improve the quality of life in Arcata. Programming serves all ages and interests, ranging from traditional and nontraditional athletics to arts, science, music and seasonal community events. Projects this year include:
 1. Deliver high-quality recreational programming to meet community needs.
 2. Continue to facilitate Arcata Play Center and other recreational programming to support families.
 3. Continue to support drop-in recreation programming, contract classes and youth basketball
 4. Adapt summer camp structure to accommodate construction at Redwood Park
 5. Support the growing number of public events and private rentals at City facilities.
 6. Continue planning for a Valley West community center to offer recreational and learning opportunities, resource services, and a general gathering space.
 7. Continue to identify and address priorities for all members of our community, including special needs persons and seniors, and coordinate with Cal Poly Humboldt and other local agencies.



Play Dates in the Park @ Janes Creek Meadows Park



City Staff at Shay Park Ribbon Cutting Ceremony



New equipment at Shay Park November 2022

**CITY OF ARCATA
FY 2023-24 PROPOSED EXPENDITURES BUDGET**

Account Number	Description	Classification	FY 2021 Actuals	FY 2022 Actuals	FY 2023 Adopted Budget	FY 2024 Proposed Budget
101-50-81-50100	Regular Salaries	Personnel Services	200,515	216,944	244,200	236,257
101-50-81-50200	Overtime Wages	Personnel Services	966	518	300	-
101-50-81-50300	Part-time & Temporary Salaries	Personnel Services	38,769	52,493	93,604	116,393
101-50-81-50990	Other Employee Benefits	Personnel Services	116,561	116,529	124,808	152,738
101-50-81-51100	Utilities	Materials & Services	44,177	66,790	130,000	130,000
101-50-81-51200	Communications	Materials & Services	-	-	-	-
101-50-81-51400	Training & Conferences	Materials & Services	441	3,257	6,860	6,500
101-50-81-51500	Clothing & Personal Expenses	Materials & Services	1,340	4,151	4,700	5,400
101-50-81-51600	Memberships & Dues	Materials & Services	178	165	765	750
101-50-81-51770	Other Professional Services	Materials & Services	274	3,059	11,900	12,950
101-50-81-51790	Other Consulting Services	Materials & Services	-	-	-	-
101-50-81-51900	Taxes & Other Fees	Materials & Services	2,153	4,852	5,000	3,750
101-50-81-53100	Postage	Materials & Services	-	-	-	50
101-50-81-53200	Photocopy	Materials & Services	53	15	150	50
101-50-81-53300	Office Supplies	Materials & Services	411	1,460	1,500	1,000
101-50-81-53500	Chemicals & Lab Supplies	Materials & Services	20,344	15,303	15,610	16,500
101-50-81-53600	Janitorial & Household Supplie	Materials & Services	194	916	1,000	600
101-50-81-53800	Cement Gravel Sand & Asphalt	Materials & Services	151	6,342	10,300	9,500
101-50-81-53900	Pipes Valves & Fittings	Materials & Services	1,026	2,260	7,896	9,000
101-50-81-54200	Other Department Supplies	Materials & Services	4,979	12,294	10,890	10,350
101-50-81-54300	Small Tools	Materials & Services	2,080	2,167	3,000	6,120
101-50-81-55300	Equipment Maintenance	Materials & Services	2,037	8,615	9,840	7,500
101-50-81-55400	Building/Grounds Maintenance	Materials & Services	15,681	45,736	34,929	43,185
101-50-81-55500	Central Garage Charges	Interfund/Intergovt payments	40,860	45,671	73,398	116,232
101-50-81-55600	Equipment Rental	Materials & Services	17,665	19,453	21,000	22,000
101-50-81-55800	IT Services & Maintenance	Interfund/Intergovt payments	7,747	10,886	16,129	17,198
101-50-81-57200	Capital - Property Acquisition	Capital Outlay	-	-	-	-
101-50-81-57300	Capital - Buildings & Structur	Capital Outlay	-	-	-	250,000
101-50-81-57600	Capital - Other Improvements	Capital Outlay	3,609	-	177,952	712,952
101-50-81-57611	Capital - Neighborhood Parks	Capital Outlay	147,123	-	82,934	61,500
101-50-81-57612	Capital - Community Parks	Capital Outlay	68,586	67,576	35,000	30,000
101-50-81-57613	Capital - Special Use Parks	Capital Outlay	-	2,241	199,441	1,964,936
101-50-81-57614	Capital - Linear Parks	Capital Outlay	164	-	-	27,000
101-50-81-57800	Capital - Furniture & Equipmen	Capital Outlay	-	-	-	-
	Activity 81	Parks	738,081	709,692	1,323,106	3,970,411
101-50-85-50100	Regular Salaries	Personnel Services	229,408	210,217	210,000	179,009
101-50-85-50200	Overtime Wages	Personnel Services	723	777	1,500	-
101-50-85-50300	Part-time & Temporary Salaries	Personnel Services	-	4,738	18,635	19,485
101-50-85-50990	Other Employee Benefits	Personnel Services	166,091	151,906	135,000	128,183
101-50-85-51100	Utilities	Materials & Services	112,632	144,737	155,000	180,000
101-50-85-51200	Communications	Materials & Services	-	-	-	-
101-50-85-51400	Training & Conferences	Materials & Services	-	-	1,100	1,000
101-50-85-51500	Clothing & Personal Expenses	Materials & Services	1,057	2,643	2,900	2,900
101-50-85-51600	Memberships & Dues	Materials & Services	-	-	-	-
101-50-85-51770	Other Professional Services	Materials & Services	13,311	34,336	32,000	37,000
101-50-85-51900	Taxes & Other Fees	Materials & Services	891	2,084	3,304	3,300
101-50-85-53600	Janitorial & Household Supplie	Materials & Services	17,765	23,412	30,000	33,000
101-50-85-54200	Other Department Supplies	Materials & Services	1,459	1,776	2,500	1,500
101-50-85-55300	Equipment Maintenance	Materials & Services	1,120	2,331	11,575	9,850
101-50-85-55400	Building/Grounds Maintenance	Materials & Services	18,977	19,955	26,600	29,500
101-50-85-55500	Central Garage Charges	Interfund/Intergovt payments	22,002	24,800	39,522	62,588
101-50-85-55600	Equipment Rental	Materials & Services	-	-	-	-
101-50-85-55800	IT Services & Maintenance	Interfund/Intergovt payments	13,959	10,169	11,689	4,996
101-50-85-56105	1998 COP Refinance Principal	Debt Service	39,900	41,300	43,050	44,800
101-50-85-56106	State Energy Assist Principal	Debt Service	-	-	-	-
101-50-85-56205	1998 COP Refinance Interest	Debt Service	32,623	30,938	30,081	28,295
101-50-85-56206	State Energy Assist Interest	Debt Service	-	-	-	-
101-50-85-57200	Capital - Property Acquisition	Capital Outlay	-	-	-	-
101-50-85-57300	Capital - Buildings & Structur	Capital Outlay	69,704	6,093	24,721	-
101-50-85-57600	Capital - Other Improvements	Capital Outlay	-	-	-	35,000

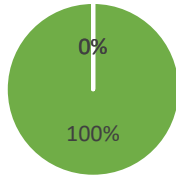
**CITY OF ARCATA
FY 2023-24 PROPOSED EXPENDITURES BUDGET**

Account Number	Description	Classification	FY 2021 Actuals	FY 2022 Actuals	FY 2023 Adopted Budget	FY 2024 Proposed Budget
101-50-85-57800	Capital - Furniture & Equipmen	Capital Outlay	301	71,790	210,500	17,000
	Activity 85	Government Buildings	741,922	783,999	989,678	817,406
101-60-89-50100	Regular Salaries	Personnel Services	166,969	152,551	161,220	178,705
101-60-89-50200	Overtime Wages	Personnel Services	294	-	-	-
101-60-89-50300	Part-time & Temporary Salaries	Personnel Services	102,953	97,160	240,130	182,007
101-60-89-50990	Other Employee Benefits	Personnel Services	197,819	176,053	212,910	144,054
101-60-89-51200	Communications	Materials & Services	-	-	-	-
101-60-89-51300	Advertising	Materials & Services	1,486	1,497	3,550	3,550
101-60-89-51400	Training & Conferences	Materials & Services	95	-	1,500	7,000
101-60-89-51500	Clothing & Personal Expenses	Materials & Services	263	904	2,002	2,102
101-60-89-51600	Memberships & Dues	Materials & Services	730	393	1,180	1,340
101-60-89-51710	Contract Classes	Materials & Services	-	1,529	4,500	3,000
101-60-89-51770	Other Professional Services	Materials & Services	-	-	500	500
101-60-89-52524	Fingerprinting Services	Materials & Services	1,274	1,323	2,500	2,500
101-60-89-53100	Postage	Materials & Services	222	260	500	500
101-60-89-53200	Photocopy	Materials & Services	16	162	400	400
101-60-89-53300	Office Supplies	Materials & Services	500	305	700	700
101-60-89-53400	Bank Service Charges	Materials & Services	7,048	6,249	6,000	-
101-60-89-54200	Other Department Supplies	Materials & Services	13,219	11,802	25,070	25,038
101-60-89-55300	Equipment Maintenance	Materials & Services	3,600	4,916	8,402	9,074
101-60-89-55500	Central Garage Charges	Interfund/Intergovt payments	-	-	-	-
101-60-89-55600	Equipment Rental	Materials & Services	-	-	-	-
101-60-89-55700	Facilities Rental	Materials & Services	20	-	2,500	1,700
101-60-89-55800	IT Services & Maintenance	Interfund/Intergovt payments	16,964	17,137	28,545	29,094
101-60-89-57800	Capital - Furniture & Equipmen	Capital Outlay	-	-	-	-
202-50-81-57600	Capital Other Improvements	Capital Outlay				107,962
202-50-81-57611	Capital-Neighborhood Parks	Capital Outlay				35,000
231-50-81-51770	Other Professional Services	Materials & Services	-	-	38,000	38,000
231-50-81-57600	Capital- Other Improvements	Capital Outlay	-	8,824	1,125,536	850,386
447-50-81-57600	Capital - Other Improvements	Capital Outlay	-	-	-	-
490-50-81-51100	Utilites	Materials & Services	-	-	-	-
662-60-85-57300	Capital - Buildings & Structur	Capital Outlay	-	-	-	-
666-50-85-57300	Capital - Buildings & Structur	Capital Outlay	-	-	-	-
224-50-81-50100	Regular Salaries	Personnel Services	-	16,501	35,566	73,013
224-50-81-50200	Overtime Wages	Personnel Services	-	78	-	-
224-50-81-50990	Other Employee Benefits	Personnel Services	-	7,192	18,065	51,694
224-50-81-57600	Capital - Other Improvements	Capital Outlay	-	-	175,000	-
224-60-81-51770	Other Professional Services	Materials & Services	-	47,908	95,000	89,984
224-60-81-55400	Building/Grounds Maintenance	Materials & Services	-	2,017	100,000	123,410
224-50-85-50100	Regular Salaries	Personnel Services	-	4,400	21,040	28,867
224-50-85-50200	Overtime Wages	Personnel Services	-	21	-	-
224-50-85-50990	Other Employee Benefits	Personnel Services	-	1,918	9,886	19,412
224-50-85-57300	Capital -Buildings & Structure	Capital Outlay	-	-	100,000	175,000
224-50-85-57800	Capital -Furniture & Equipment	Capital Outlay	-	-	10,000	85,000
224-60-89-50100	Regular Salaries	Personnel Services	-	-	25,549	26,980
224-60-89-50990	Other Employee Benefits	Personnel Services	-	-	11,551	17,280
	Activity 89	Recreation	513,472	561,100	2,467,302	2,313,252
	Environmental Services - Parks, Facilities & Recreation		1,993,475	2,054,791	4,780,086	7,101,069

Public Transportation Services

Public Transportation; Dial-a-Ride; Greyhound Services Activities: 91; 92; 93

Funding Sources



- Activity-derived Revenue
- Other Internal Revenue
- GF Contribution

FUNDING SOURCES				
	Activity-derived Revenues	Contributory Revenue from Other Activities	General Fund Contribution	TOTALS:
FY 21-22	3,048,580	(10,000)	-	\$3,038,580
FY 22-23	3,451,191	-	-	\$3,451,191
FY 23-24	1,416,998	-	-	\$1,416,998

APPROPRIATIONS

	Personnel	Materials & Services	Capital Projects	Debt Services	Interfund/Intergovt Payments	TOTALS:
FY 21-22	412,031	604,995	46,247	-	105,599	\$1,168,872
FY 22-23	484,353	650,119	2,208,429	-	106,656	\$3,449,558
FY 23-24	234,108	1,083,888	30,000	-	69,002	\$1,416,998

Budgeted Projects and Programs FY23-24:

1. Amend the contract with HTA to include driving services.
2. Complete 5 year Transit Development Plan (TDP) and include below tasks under TDP :
 - a. Review of current bus line efficiency internally and as it connects to regional transit.:
 - b. Review an HSU to downtown shuttle line (green line) and local park & ride options.
 - c. Review both unmet transit needs, and new employment hub transit needs of the City.
 - d. Develop 1, 3 and 5 year priorities for the transit system
 - e. Investigate options and feasibility for an on-demand transit system/ para-transit /micro transit system.
 - f. Continue to look for funding opportunities for future free bus service.
 - g. Create a safer/more inviting Transit Facility through fencing and/or art.



New Electric Bus

**CITY OF ARCATA
FY 2023-24 PROPOSED EXPENDITURES BUDGET**

Account Number	Description	Classification	FY 2021 Actuals	FY 2022 Actuals	FY 2023 Adopted Budget	FY 2024 Proposed Budget
232-50-91-51770	Other Professional Services	Materials & Services	-	-	40,000	-
232-50-91-57800	Capital- Furniture & Equipment	Capital Outlay	-	-	640,000	-
232-50-91-57900	Capital- Vehicles	Capital Outlay	-	-	90,000	-
663-50-91-50100	Regular Salaries	Personnel Services	133,995	150,563	175,000	135,978
663-50-91-50200	Overtime Wages	Personnel Services	1,151	1,727	4,000	-
663-50-91-50300	Part-time & Temporary Salaries	Personnel Services	91,512	117,005	122,000	-
663-50-91-50990	Other Employee Benefits	Personnel Services	152,037	117,531	160,000	89,379
663-50-91-51100	Utilities	Materials & Services	1,583	2,038	1,750	-
663-50-91-51200	Communications	Materials & Services	-	-	-	-
663-50-91-51300	Advertising	Materials & Services	1,095	755	1,500	-
663-50-91-51400	Training & Conferences	Materials & Services	185	864	10,000	-
663-50-91-51500	Clothing & Personal Expenses	Materials & Services	90	-	600	-
663-50-91-51600	Memberships & Dues	Materials & Services	-	560	-	-
663-50-91-51900	Taxes & Other Fees	Materials & Services	324	810	810	-
663-50-91-52000	Insurance	Materials & Services	55,012	67,555	70,974	74,390
663-50-91-52451	CARES Act Expenditures	Materials & Services	19,743	-	-	-
663-50-91-52560	JPA Agreements	Materials & Services	236,682	236,682	243,783	255,980
663-50-91-53100	Postage	Materials & Services	-	128	100	50
663-50-91-53200	Photocopy	Materials & Services	-	-	100	50
663-50-91-53300	Office Supplies	Materials & Services	180	298	1,500	150
663-50-91-54200	Other Department Supplies	Materials & Services	2,084	1,985	500	100
663-50-91-54300	Small Tools	Materials & Services	-	-	190	100
663-50-91-54700	Fuels & Lubricants	Materials & Services	-	-	60,000	60,000
663-50-91-55300	Equipment Maintenance	Materials & Services	177,154	210,008	135,000	603,894
663-50-91-55800	IT Services & Maintenance	Interfund/Intergovt payments	12,033	20,628	25,390	20,172
663-50-91-55900	Overhead	Interfund/Intergovt payments	64,940	77,920	69,070	48,830
663-50-91-57300	Capital - Buildings & Structur	Capital Outlay	-	-	-	-
663-50-91-57600	Capital - Other Improvements	Capital Outlay	-	22,584	-	-
663-50-91-57800	Capital - Furniture & Equipmen	Capital Outlay	1,036	18,210	49,679	30,000
663-50-91-57900	Capital - Vehicles	Capital Outlay	-	5,453	996,751	-
233-50-91-51770	Other Professional Services	Materials & Services	-	4,031	-	-
233-50-91-57900	Capital- Vehicles	Capital Outlay	-	-	432,000	-
	Activity 91	A&MRTS	950,836	1,057,335	3,330,697	1,319,073
663-50-92-50100	Regular Salaries	Personnel Services	6,328	7,109	7,440	3,528
663-50-92-50200	Overtime Wages	Personnel Services	83	61	-	-
663-50-92-50300	Part-time & Temporary Salaries	Personnel Services	-	-	-	-
663-50-92-50990	Other Employee Benefits	Personnel Services	5,025	4,982	6,174	2,306
663-50-92-52560	JPA Agreements	Materials & Services	79,281	79,281	83,312	89,174
663-50-92-55800	IT Services & Maintenance	Interfund/Intergovt payments	3,657	7,051	12,196	-
663-50-92-55900	Overhead	Interfund/Intergovt payments	-	-	-	-
663-50-92-57800	Capital - Furniture & Equipmen	Capital Outlay	-	-	-	-
	Activity 92	DAR	94,374	98,484	109,122	95,008
663-50-93-50100	Regular Salaries	Personnel Services	10,185	7,924	4,800	1,764
663-50-93-50200	Overtime Wages	Personnel Services	196	61	-	-
663-50-93-50300	Part-time & Temporary Salaries	Personnel Services	-	-	-	-
663-50-93-50990	Other Employee Benefits	Personnel Services	8,325	5,067	4,940	1,153
663-50-93-55800	IT Services & Maintenance	Interfund/Intergovt payments	3,890	-	-	-
663-50-93-55900	Overhead	Interfund/Intergovt payments	-	-	-	-
663-50-93-57800	Capital - Furniture & Equipmen	Capital Outlay	-	-	-	-
	Activity 93	Greyhound	22,596	13,052	9,740	2,917
		Public Transportation	1,067,806	1,168,872	3,449,558	1,416,998

**SUPPLEMENTAL
INFORMATION**

CITY OF ARCATA
AMERICAN RESCUE PLAN ACT (ARPA) SUMMARY BY 2023-24
As of May 3, 2023

#	Project Title	Total Initial Allocation	FY 2022-23 Budget	FY 2023-24 Proposed Budget	Notes
1	Valley West Neighborhood Support (3-year support)	\$ 217,500	\$ 95,000	\$ 71,500	Final Year MOU (may have carryforward funds)
2	Re-fund staff positions frozen during pandemic (1-year support)	520,248	420,048	354,384	Recommend extending to FY 23-24
3	Arcata Economic Recovery (multi-year)	200,000	145,000	142,190	Public Art, Green & Gold Corridor, Playhouse Public Art
3a	Replace Trees on the Plaza (1-year)	50,000	50,000		Complete
4	Mobile Intervention Services Teams (MIST) and Street Outreach	570,000	227,478	263,641	Includes Sergeant Scown Salary
5	Community Ambassador Project	260,000	135,050	152,500	Extend or expand program
6	Safe Parking Program	685,000	610,000	128,916	Carryforward to extend program to Sept. 2023
7	Compensation for essential City staff during the pandemic	245,000	-	-	Complete
8	Council Chamber upgrades	16,000	-	-	Complete
9	Climate Change Adaptation Measures	487,000	107,500	142,500	Bike parking and racks+ Regional CAP+Electric Facilities & rebate support
10	FY 2022-23 Projects	1,157,500			
	<i>Wiyot Tribal Partnership</i>		10,000	10,000	Roll forward
	<i>Redwood Park Lodge Roof</i>		50,000		Complete
	<i>Radio System Partial Payment</i>		225,000		In progress (may have carryforward funds)
	<i>2022/23 Paving</i>		350,000	350,000	Roll forward
	<i>South I Street Boat Launch</i>		120,000	120,000	Roll forward
	<i>Aerial Imagery</i>		8,000	15,000	Roll forward + increased cost of Flyover
	<i>Redwood Park -Park Improvements</i>		175,000	175,000	Woodsman Hall
	<i>Main Street Support</i>		200,000	50,000	No Expenditure in 2023 to date
	<i>One-time to Film Commission</i>		4,500	20,000	Additional One-time to Film Comm.
	<i>Arcata Pool Request</i>		25,000	25,000	Negotiating MOU
	Totals	\$ 4,408,248	\$ 2,957,576	\$ 2,020,631	