

# MONTHLY ACCOUNT STATEMENT

---

Arcata CON Rec | Account #1511 | As of September 30, 2024

**CHANDLER ASSET MANAGEMENT** | [chandlerasset.com](http://chandlerasset.com)

**Chandler Team:**

For questions about your account, please call (800) 317-4747,  
or contact [clientservice@chandlerasset.com](mailto:clientservice@chandlerasset.com)

**Custodian:**

# PORTFOLIO SUMMARY



Arcata CON Rec | Account #1511 | As of September 30, 2024

## Portfolio Characteristics

Average Modified Duration	2.57
Average Coupon	3.03%
Average Purchase YTM	3.18%
Average Market YTM	3.73%
Average Quality	AAA
Average Final Maturity	2.79
Average Life	2.62

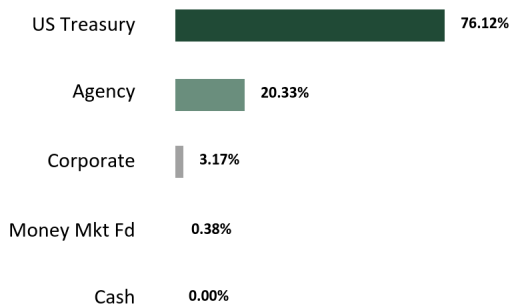
## Account Summary

	Beg. Values as of 09/01/2024	End Values as of 09/30/2024
Market Value	23,987,108.75	24,225,442.98
Accrued Interest	180,569.06	150,179.02
<b>Total Market Value</b>	<b>24,167,677.82</b>	<b>24,375,621.99</b>
Income Earned	23,225.87	102,756.01
Cont/WD	0.00	0.00
Par	24,189,246.86	24,277,076.33
Book Value	24,096,635.90	24,189,451.73
Cost Value	24,057,164.49	24,147,113.10

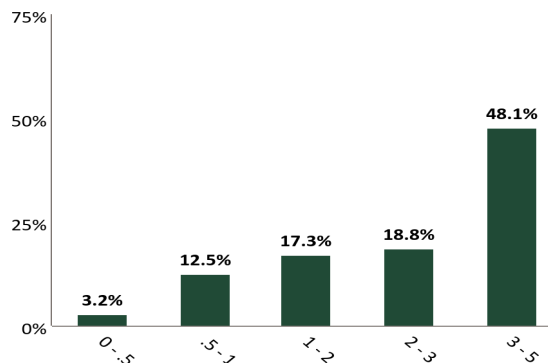
## Top Issuers

United States	76.12%
Federal Home Loan Banks	8.58%
FNMA	5.46%
Farm Credit System	3.49%
FHLMC	2.80%
Toyota Motor Corporation	1.07%
The Home Depot, Inc.	1.06%
Deere & Company	1.04%

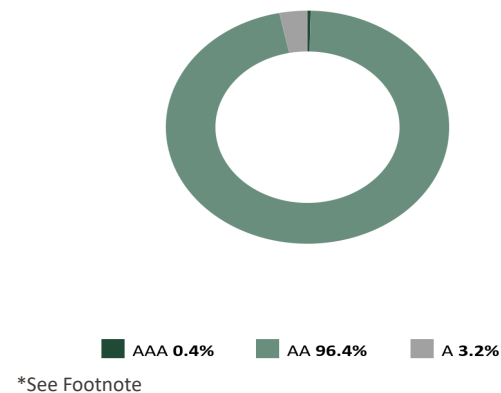
## Sector Allocation



## Maturity Distribution



## Credit Quality



The credit quality is a weighted average calculation of the highest of S&P, Moody's' and Fitch

Execution Time: 10/02/2024 02:47:03 PM

Chandler Asset Management | info@chandlerasset.com | www.chandlerasset.com | 800.317.4747

CONFIDENTIAL | 2

# RECONCILIATION SUMMARY



Arcata CON Rec | Account #1511 | As of September 30, 2024

## Maturities / Calls

Month to Date	0.00
Fiscal Year to Date	0.00

## Principal Paydowns

Month to Date	0.00
Fiscal Year to Date	0.00

## Purchases

Month to Date	483,063.90
Fiscal Year to Date	7,041,719.70

## Sales

Month to Date	(352,889.23)
Fiscal Year to Date	(6,544,709.11)

## Interest Received

Month to Date	130,944.76
Fiscal Year to Date	490,203.55

## Purchased / Sold Interest

Month to Date	(665.92)
Fiscal Year to Date	7,744.57

## Accrual Activity Summary

	Month to Date	Fiscal Year to Date (01/01/2024)
Beginning Book Value	24,096,635.90	23,705,542.43
Maturities/Calls	0.00	0.00
Principal Paydowns	0.00	0.00
Purchases	483,063.90	7,041,719.70
Sales	(352,889.23)	(6,544,709.11)
Change in Cash, Payables, Receivables	(40,226.06)	(15,151.47)
Amortization/Accretion	2,867.22	48,376.64
Realized Gain (Loss)	0.00	(46,326.46)
Ending Book Value	24,189,451.73	24,189,451.73

## Fair Market Activity Summary

	Month to Date	Fiscal Year to Date (01/01/2024)
Beginning Market Value	23,987,108.75	23,240,387.17
Maturities/Calls	0.00	0.00
Principal Paydowns	0.00	0.00
Purchases	483,063.90	7,041,719.70
Sales	(352,889.23)	(6,544,709.11)
Change in Cash, Payables, Receivables	(40,226.06)	(15,151.47)
Amortization/Accretion	2,867.22	48,376.64
Change in Net Unrealized Gain (Loss)	145,518.40	501,146.52
Realized Gain (Loss)	0.00	(46,326.46)
Ending Market Value	24,225,442.98	24,225,442.98

# HOLDINGS REPORT



Arcata CON Rec | Account #1511 | As of September 30, 2024

Cusip	Security Description	Par Value/ Units	Purchase Date Purchase Yield	Cost Value Book Value	Mkt Price Mkt YTM	Market Value Accrued Int.	% of Port. Gain/Loss	Moody's/ S&P/ Fitch	Maturity Duration
<b>AGENCY</b>									
3135G0X24	FEDERAL NATIONAL MORTGAGE ASSOCIATION 1.625 01/07/2025	300,000.00	01/17/2020 1.69%	298,989.00 299,945.35	99.19 4.67%	297,580.16 1,137.50	1.23% (2,365.20)	Aaa/AA+ AA+	0.27 0.26
3137EAEP0	FEDERAL HOME LOAN MORTGAGE CORP 1.5 02/12/2025	270,000.00	02/13/2020 1.52%	269,792.10 269,984.73	98.85 4.70%	266,895.19 551.25	1.10% (3,089.54)	Aaa/AA+ AA+	0.37 0.36
3135G03U5	FEDERAL NATIONAL MORTGAGE ASSOCIATION 0.625 04/22/2025	300,000.00	-- 0.63%	299,970.00 299,997.66	97.98 4.33%	293,935.06 828.13	1.21% (6,062.60)	Aaa/AA+ AA+	0.56 0.54
3135G04Z3	FEDERAL NATIONAL MORTGAGE ASSOCIATION 0.5 06/17/2025	215,000.00	06/17/2020 0.54%	214,554.95 214,936.80	97.43 4.20%	209,481.12 310.56	0.86% (5,455.69)	Aaa/AA+ AA+	0.71 0.70
3137EAEU9	FEDERAL HOME LOAN MORTGAGE CORP 0.375 07/21/2025	165,000.00	07/21/2020 0.48%	164,178.30 164,868.00	97.12 4.04%	160,255.98 120.31	0.66% (4,612.03)	Aaa/AA+ AA+	0.80 0.79
3135G05X7	FEDERAL NATIONAL MORTGAGE ASSOCIATION 0.375 08/25/2025	260,000.00	08/25/2020 0.47%	258,783.20 259,781.19	96.87 3.95%	251,850.17 97.50	1.04% (7,931.02)	Aaa/AA+ AA+	0.90 0.88
3137EAEX3	FEDERAL HOME LOAN MORTGAGE CORP 0.375 09/23/2025	260,000.00	09/23/2020 0.44%	259,217.40 259,846.82	96.53 4.03%	250,986.80 21.67	1.04% (8,860.03)	Aaa/AA+ AA+	0.98 0.96
3135G06G3	FEDERAL NATIONAL MORTGAGE ASSOCIATION 0.5 11/07/2025	280,000.00	11/09/2020 0.57%	278,997.60 279,778.71	96.23 4.04%	269,434.84 560.00	1.11% (10,343.87)	Aaa/AA+ AA+	1.10 1.07
3133ERMB4	FEDERAL FARM CREDIT BANKS FUNDING CORP 4.25 07/23/2027	450,000.00	07/22/2024 4.36%	448,645.50 448,732.09	101.64 3.63%	457,385.37 3,612.50	1.89% 8,653.28	Aaa/AA+ AA+	2.81 2.61
3130ATS57	FEDERAL HOME LOAN BANKS 4.5 03/10/2028	475,000.00	03/21/2023 3.99%	485,720.75 482,418.88	102.91 3.59%	488,834.16 1,246.88	2.02% 6,415.29	Aaa/AA+ AA+	3.44 3.17
3130AWC24	FEDERAL HOME LOAN BANKS 4.0 06/09/2028	300,000.00	06/29/2023 4.19%	297,468.00 298,111.52	101.53 3.55%	304,595.81 3,733.33	1.26% 6,484.30	Aaa/AA+ AA+	3.69 3.37
3130AWN63	FEDERAL HOME LOAN BANKS 4.0 06/30/2028	400,000.00	07/13/2023 4.06%	398,936.00 399,197.16	101.45 3.58%	405,800.88 4,044.44	1.68% 6,603.73	Aaa/AA+ AA+	3.75 3.42
3130AWTR1	FEDERAL HOME LOAN BANKS 4.375 09/08/2028	450,000.00	09/07/2023 4.47%	448,024.50 448,442.56	102.73 3.62%	462,306.35 1,257.81	1.91% 13,863.79	Aaa/AA+ AA+	3.94 3.59
3133EPWK7	FEDERAL FARM CREDIT BANKS FUNDING CORP 4.5 09/22/2028	375,000.00	09/25/2023 4.67%	372,138.75 372,721.05	103.31 3.60%	387,425.16 421.88	1.60% 14,704.12	Aaa/AA+ AA+	3.98 3.62
3130AXQK7	FEDERAL HOME LOAN BANKS 4.75 12/08/2028	400,000.00	12/07/2023 4.18%	410,244.00 408,573.11	104.35 3.62%	417,383.90 5,963.89	1.72% 8,810.79	Aaa/AA+ AA+	4.19 3.73
<b>Total Agency</b>		<b>4,900,000.00</b>	<b>2.87%</b>	<b>4,905,660.05</b> <b>4,907,335.64</b>	<b>100.56</b> <b>3.87%</b>	<b>4,924,150.95</b> <b>23,907.64</b>	<b>20.33%</b> <b>16,815.31</b>	<b>Aaa/AA+</b> <b>AA+</b>	<b>2.46</b> <b>2.26</b>

# HOLDINGS REPORT



Arcata CON Rec | Account #1511 | As of September 30, 2024

Cusip	Security Description	Par Value/ Units	Purchase Date Purchase Yield	Cost Value Book Value	Mkt Price Mkt YTM	Market Value Accrued Int.	% of Port. Gain/Loss	Moody's/ S&P/ Fitch	Maturity Duration
<b>CASH</b>									
CCYUSD	Receivable	65.07	-- 0.00%	65.07 65.07	1.00 0.00%	65.07 0.00	0.00% 0.00	Aaa/AAA AAA	0.00 0.00
CCYUSD	Receivable	853.62	-- 0.00%	853.62 853.62	1.00 0.00%	853.62 0.00	0.00% 0.00	Aaa/AAA AAA	0.00 0.00
<b>Total Cash</b>		<b>918.69</b>	<b>0.00%</b>	<b>918.69</b> <b>918.69</b>	<b>1.00</b> <b>0.00%</b>	<b>918.69</b> <b>0.00</b>	<b>0.00%</b> <b>0.00</b>	<b>Aaa/AAA</b> <b>AAA</b>	<b>0.00</b> <b>0.00</b>
<b>CORPORATE</b>									
24422EWK1	JOHN DEERE CAPITAL CORP 4.15 09/15/2027	250,000.00	08/23/2024 4.15%	249,995.00 249,995.16	100.75 3.88%	251,865.87 461.11	1.04% 1,870.71	A1/A A+	2.96 2.75
89236TMF9	TOYOTA MOTOR CREDIT CORP 5.05 05/16/2029	250,000.00	08/23/2024 4.33%	257,630.00 257,470.67	103.74 4.15%	259,353.74 4,734.38	1.07% 1,883.07	A1/A+ A+	4.62 4.03
437076DC3	HOME DEPOT INC 4.75 06/25/2029	250,000.00	08/23/2024 4.19%	256,017.50 255,892.50	103.07 4.03%	257,678.11 3,166.67	1.06% 1,785.61	A2/A A	4.73 4.10
<b>Total Corporate</b>		<b>750,000.00</b>	<b>4.22%</b>	<b>763,642.50</b> <b>763,358.33</b>	<b>102.54</b> <b>4.02%</b>	<b>768,897.72</b> <b>8,362.15</b>	<b>3.17%</b> <b>5,539.39</b>	<b>A1/A</b> <b>A+</b>	<b>4.12</b> <b>3.64</b>
<b>MONEY MARKET FUND</b>									
31846V807	FIRST AMER:TRS OBG Y	24,144.55	-- 4.49%	24,144.55 24,144.55	1.00 4.49%	24,144.55 0.00	0.10% 0.00	Aaa/ AAAm AAA	0.00 0.00
31846V807	FIRST AMER:TRS OBG Y	67,013.09	-- 4.49%	67,013.09 67,013.09	1.00 4.49%	67,013.09 0.00	0.28% 0.00	Aaa/ AAAm AAA	0.00 0.00
<b>Total Money Market Fund</b>		<b>91,157.64</b>	<b>4.49%</b>	<b>91,157.64</b> <b>91,157.64</b>	<b>1.00</b> <b>4.49%</b>	<b>91,157.64</b> <b>0.00</b>	<b>0.38%</b> <b>0.00</b>	<b>Aaa/ AAAm AAA</b>	<b>0.00</b> <b>0.00</b>
<b>US TREASURY</b>									
912828Z52	UNITED STATES TREASURY 1.375 01/31/2025	125,000.00	10/26/2021 0.84%	127,167.97 125,221.89	98.96 4.55%	123,699.95 289.57	0.51% (1,521.94)	Aaa/AA+ AA+	0.34 0.33
9128284M9	UNITED STATES TREASURY 2.875 04/30/2025	65,000.00	05/14/2020 0.33%	73,170.70 65,951.97	99.18 4.32%	64,466.29 782.03	0.27% (1,485.68)	Aaa/AA+ AA+	0.58 0.56

# HOLDINGS REPORT



Arcata CON Rec | Account #1511 | As of September 30, 2024

Cusip	Security Description	Par Value/ Units	Purchase Date Purchase Yield	Cost Value Book Value	Mkt Price Mkt YTM	Market Value Accrued Int.	% of Port. Gain/Loss	Moody's/ S&P/ Fitch	Maturity Duration
912828XB1	UNITED STATES TREASURY 2.125 05/15/2025	65,000.00	03/23/2022 2.36%	64,525.20 64,906.53	98.70 4.27%	64,153.22 521.72	0.26% (753.31)	Aaa/AA+ AA+	0.62 0.60
9128284R8	UNITED STATES TREASURY 2.875 05/31/2025	65,000.00	-- 0.39%	72,948.44 66,062.38	99.13 4.21%	64,433.79 628.02	0.27% (1,628.59)	Aaa/AA+ AA+	0.67 0.64
912828ZT0	UNITED STATES TREASURY 0.25 05/31/2025	140,000.00	06/04/2020 0.39%	139,010.16 139,868.46	97.42 4.23%	136,386.52 117.62	0.56% (3,481.93)	Aaa/AA+ AA+	0.67 0.65
9128284R8	UNITED STATES TREASURY 2.875 05/31/2025	425,000.00	12/12/2022 4.25%	411,336.91 421,326.15	99.13 4.21%	421,297.85 4,106.30	1.74% (28.30)	Aaa/AA+ AA+	0.67 0.64
912828ZW3	UNITED STATES TREASURY 0.25 06/30/2025	70,000.00	-- 0.36%	69,669.54 69,941.31	97.16 4.14%	68,013.75 44.23	0.28% (1,927.56)	Aaa/AA+ AA+	0.75 0.73
91282CEY3	UNITED STATES TREASURY 3.0 07/15/2025	65,000.00	07/27/2022 3.00%	65,002.54 65,000.67	99.19 4.06%	64,470.86 413.32	0.27% (529.81)	Aaa/AA+ AA+	0.79 0.77
912828K74	UNITED STATES TREASURY 2.0 08/15/2025	65,000.00	08/27/2020 0.32%	70,403.13 65,947.71	98.25 4.06%	63,865.04 166.03	0.26% (2,082.67)	Aaa/AA+ AA+	0.87 0.85
9128284Z0	UNITED STATES TREASURY 2.75 08/31/2025	425,000.00	-- 0.70%	461,243.56 432,873.45	98.83 4.06%	420,042.77 1,000.86	1.73% (12,830.68)	Aaa/AA+ AA+	0.92 0.89
91282CAM3	UNITED STATES TREASURY 0.25 09/30/2025	65,000.00	09/29/2020 0.26%	64,982.23 64,996.46	96.39 3.98%	62,653.91 0.45	0.26% (2,342.55)	Aaa/AA+ AA+	1.00 0.98
9128285C0	UNITED STATES TREASURY 3.0 09/30/2025	445,000.00	02/25/2022 1.88%	462,365.43 449,825.20	99.04 3.99%	440,737.73 36.68	1.82% (9,087.47)	Aaa/AA+ AA+	1.00 0.97
91282CFP1	UNITED STATES TREASURY 4.25 10/15/2025	50,000.00	12/19/2022 4.05%	50,265.63 50,097.74	100.29 3.96%	50,146.48 981.22	0.21% 48.75	Aaa/AA+ AA+	1.04 0.99
912828M56	UNITED STATES TREASURY 2.25 11/15/2025	65,000.00	11/23/2020 0.40%	70,938.87 66,340.08	98.21 3.89%	63,839.65 552.41	0.26% (2,500.44)	Aaa/AA+ AA+	1.13 1.08
91282CFW6	UNITED STATES TREASURY 4.5 11/15/2025	200,000.00	12/15/2022 3.98%	202,843.75 201,094.78	100.64 3.91%	201,281.25 3,399.46	0.83% 186.47	Aaa/AA+ AA+	1.13 1.07
91282CAZ4	UNITED STATES TREASURY 0.375 11/30/2025	65,000.00	12/28/2020 0.38%	64,982.23 64,995.80	96.05 3.88%	62,433.01 81.92	0.26% (2,562.79)	Aaa/AA+ AA+	1.17 1.14
91282CAZ4	UNITED STATES TREASURY 0.375 11/30/2025	335,000.00	12/15/2020 0.37%	335,026.17 335,006.14	96.05 3.88%	321,770.12 422.18	1.33% (13,236.03)	Aaa/AA+ AA+	1.17 1.14
91282CBC4	UNITED STATES TREASURY 0.375 12/31/2025	55,000.00	01/27/2021 0.39%	54,948.44 54,986.92	95.81 3.85%	52,694.73 52.12	0.22% (2,292.20)	Aaa/AA+ AA+	1.25 1.22
91282CBC4	UNITED STATES TREASURY 0.375 12/31/2025	275,000.00	01/28/2021 0.41%	274,495.12 274,871.88	95.81 3.85%	263,473.63 260.61	1.09% (11,398.25)	Aaa/AA+ AA+	1.25 1.22
91282CBH3	UNITED STATES TREASURY 0.375 01/31/2026	55,000.00	-- 0.64%	54,318.16 54,809.88	95.57 3.82%	52,561.52 34.75	0.22% (2,248.36)	Aaa/AA+ AA+	1.34 1.30

# HOLDINGS REPORT



Arcata CON Rec | Account #1511 | As of September 30, 2024

Cusip	Security Description	Par Value/ Units	Purchase Date Purchase Yield	Cost Value Book Value	Mkt Price Mkt YTM	Market Value Accrued Int.	% of Port. Gain/Loss	Moody's/ S&P/ Fitch	Maturity Duration
91282CBH3	UNITED STATES TREASURY 0.375 01/31/2026	150,000.00	02/16/2021 0.55%	148,681.64 149,644.89	95.57 3.82%	143,349.61 94.77	0.59% (6,295.28)	Aaa/AA+ AA+	1.34 1.30
91282CBQ3	UNITED STATES TREASURY 0.5 02/28/2026	325,000.00	03/24/2021 0.82%	319,959.96 323,558.79	95.52 3.79%	310,425.78 139.16	1.28% (13,133.01)	Aaa/AA+ AA+	1.41 1.38
91282CBT7	UNITED STATES TREASURY 0.75 03/31/2026	55,000.00	03/30/2021 0.91%	54,559.57 54,868.31	95.64 3.77%	52,600.20 1.13	0.22% (2,268.11)	Aaa/AA+ AA+	1.50 1.46
91282CBT7	UNITED STATES TREASURY 0.75 03/31/2026	250,000.00	04/28/2021 0.86%	248,701.17 249,605.36	95.64 3.77%	239,091.80 5.15	0.99% (10,513.57)	Aaa/AA+ AA+	1.50 1.46
91282CBW0	UNITED STATES TREASURY 0.75 04/30/2026	55,000.00	04/29/2021 0.88%	54,636.91 54,885.47	95.44 3.75%	52,490.63 172.62	0.22% (2,394.84)	Aaa/AA+ AA+	1.58 1.54
9128286S4	UNITED STATES TREASURY 2.375 04/30/2026	500,000.00	12/01/2022 3.95%	474,882.81 488,379.51	97.92 3.74%	489,589.85 4,969.43	2.02% 1,210.33	Aaa/AA+ AA+	1.58 1.52
91282CCF6	UNITED STATES TREASURY 0.75 05/31/2026	70,000.00	-- 1.21%	68,648.43 69,485.21	95.25 3.72%	66,672.27 176.43	0.28% (2,812.94)	Aaa/AA+ AA+	1.67 1.62
91282CCF6	UNITED STATES TREASURY 0.75 05/31/2026	300,000.00	06/17/2021 0.89%	297,960.94 299,315.42	95.25 3.72%	285,738.28 756.15	1.18% (13,577.14)	Aaa/AA+ AA+	1.67 1.62
91282CCP4	UNITED STATES TREASURY 0.625 07/31/2026	70,000.00	08/24/2021 0.78%	69,469.53 69,803.24	94.63 3.68%	66,240.23 73.71	0.27% (3,563.01)	Aaa/AA+ AA+	1.83 1.79
91282CCP4	UNITED STATES TREASURY 0.625 07/31/2026	280,000.00	08/25/2021 0.82%	277,342.19 279,013.66	94.63 3.68%	264,960.94 294.84	1.09% (14,052.72)	Aaa/AA+ AA+	1.83 1.79
9128282A7	UNITED STATES TREASURY 1.5 08/15/2026	60,000.00	09/27/2021 0.98%	61,500.00 60,575.56	96.10 3.67%	57,660.94 114.95	0.24% (2,914.62)	Aaa/AA+ AA+	1.87 1.82
9128282A7	UNITED STATES TREASURY 1.5 08/15/2026	300,000.00	-- 0.87%	309,099.61 303,472.59	96.10 3.67%	288,304.69 574.73	1.19% (15,167.91)	Aaa/AA+ AA+	1.87 1.82
91282CCZ2	UNITED STATES TREASURY 0.875 09/30/2026	70,000.00	10/27/2021 1.18%	68,971.88 69,583.15	94.73 3.64%	66,308.59 1.68	0.27% (3,274.55)	Aaa/AA+ AA+	2.00 1.95
912828YG9	UNITED STATES TREASURY 1.625 09/30/2026	500,000.00	11/28/2022 4.03%	457,343.75 477,804.13	96.16 3.64%	480,800.78 22.32	1.98% 2,996.65	Aaa/AA+ AA+	2.00 1.94
91282CDG3	UNITED STATES TREASURY 1.125 10/31/2026	60,000.00	11/24/2021 1.35%	59,346.09 59,723.44	94.98 3.65%	56,988.28 282.47	0.24% (2,735.16)	Aaa/AA+ AA+	2.08 2.02
91282CDG3	UNITED STATES TREASURY 1.125 10/31/2026	135,000.00	11/18/2021 1.22%	134,393.55 134,744.93	94.98 3.65%	128,223.63 635.56	0.53% (6,521.30)	Aaa/AA+ AA+	2.08 2.02
912828U24	UNITED STATES TREASURY 2.0 11/15/2026	65,000.00	12/29/2021 1.27%	67,264.84 65,985.54	96.68 3.64%	62,841.80 491.03	0.26% (3,143.75)	Aaa/AA+ AA+	2.13 2.04
912828U24	UNITED STATES TREASURY 2.0 11/15/2026	500,000.00	12/01/2022 3.90%	465,332.03 481,393.57	96.68 3.64%	483,398.44 3,777.17	2.00% 2,004.87	Aaa/AA+ AA+	2.13 2.04

# HOLDINGS REPORT



Arcata CON Rec | Account #1511 | As of September 30, 2024

Cusip	Security Description	Par Value/ Units	Purchase Date Purchase Yield	Cost Value Book Value	Mkt Price Mkt YTM	Market Value Accrued Int.	% of Port. Gain/Loss	Moody's/ S&P/ Fitch	Maturity Duration
91282CDK4	UNITED STATES TREASURY 1.25 11/30/2026	325,000.00	12/22/2021 1.22%	325,520.51 325,228.07	95.09 3.63%	309,054.69 1,365.27	1.28% (16,173.38)	Aaa/AA+ AA+	2.17 2.09
912828Z78	UNITED STATES TREASURY 1.5 01/31/2027	500,000.00	11/28/2022 4.01%	451,894.53 473,106.39	95.31 3.62%	476,542.97 1,263.59	1.97% 3,436.58	Aaa/AA+ AA+	2.34 2.25
912828V98	UNITED STATES TREASURY 2.25 02/15/2027	65,000.00	04/25/2022 2.85%	63,242.97 64,132.49	96.91 3.62%	62,994.14 186.79	0.26% (1,138.35)	Aaa/AA+ AA+	2.38 2.28
912828V98	UNITED STATES TREASURY 2.25 02/15/2027	205,000.00	03/29/2022 2.53%	202,373.44 203,722.81	96.91 3.62%	198,673.83 589.10	0.82% (5,048.98)	Aaa/AA+ AA+	2.38 2.28
91282CEF4	UNITED STATES TREASURY 2.5 03/31/2027	65,000.00	06/27/2022 3.23%	62,884.96 63,890.73	97.43 3.59%	63,329.30 4.46	0.26% (561.44)	Aaa/AA+ AA+	2.50 2.39
91282CEF4	UNITED STATES TREASURY 2.5 03/31/2027	325,000.00	05/25/2022 2.73%	321,572.27 323,235.79	97.43 3.59%	316,646.49 22.32	1.31% (6,589.30)	Aaa/AA+ AA+	2.50 2.39
912828X88	UNITED STATES TREASURY 2.375 05/15/2027	65,000.00	08/30/2022 3.36%	62,199.41 63,441.58	96.96 3.60%	63,027.15 583.10	0.26% (414.43)	Aaa/AA+ AA+	2.62 2.49
91282CET4	UNITED STATES TREASURY 2.625 05/31/2027	540,000.00	-- 3.56%	518,190.62 527,665.35	97.56 3.59%	526,837.50 4,763.73	2.17% (827.85)	Aaa/AA+ AA+	2.67 2.52
91282CFH9	UNITED STATES TREASURY 3.125 08/31/2027	525,000.00	-- 3.86%	507,988.28 514,775.80	98.76 3.58%	518,499.02 1,404.96	2.14% 3,723.23	Aaa/AA+ AA+	2.92 2.75
91282CFM8	UNITED STATES TREASURY 4.125 09/30/2027	70,000.00	04/27/2023 3.61%	71,449.22 70,981.09	101.61 3.56%	71,123.83 7.93	0.29% 142.74	Aaa/AA+ AA+	3.00 2.80
91282CFM8	UNITED STATES TREASURY 4.125 09/30/2027	500,000.00	-- 4.06%	501,455.47 500,933.98	101.61 3.56%	508,027.35 56.66	2.10% 7,093.36	Aaa/AA+ AA+	3.00 2.80
91282CFU0	UNITED STATES TREASURY 4.125 10/31/2027	75,000.00	12/19/2022 3.77%	76,192.38 75,755.31	101.58 3.58%	76,186.52 1,294.67	0.31% 431.21	Aaa/AA+ AA+	3.08 2.83
91282CFU0	UNITED STATES TREASURY 4.125 10/31/2027	500,000.00	-- 3.80%	507,214.84 504,614.58	101.58 3.58%	507,910.16 8,631.11	2.10% 3,295.57	Aaa/AA+ AA+	3.08 2.83
91282CFZ9	UNITED STATES TREASURY 3.875 11/30/2027	775,000.00	-- 3.64%	783,067.38 780,196.90	100.88 3.58%	781,781.25 10,092.47	3.23% 1,584.35	Aaa/AA+ AA+	3.17 2.92
91282CGC9	UNITED STATES TREASURY 3.875 12/31/2027	65,000.00	01/24/2023 3.59%	65,830.27 65,546.75	100.95 3.56%	65,619.53 636.53	0.27% 72.78	Aaa/AA+ AA+	3.25 3.00
91282CGP0	UNITED STATES TREASURY 4.0 02/29/2028	70,000.00	03/28/2023 3.64%	71,123.83 70,778.80	101.36 3.57%	70,951.56 239.78	0.29% 172.76	Aaa/AA+ AA+	3.42 3.16
91282CGT2	UNITED STATES TREASURY 3.625 03/31/2028	75,000.00	04/27/2023 3.55%	75,251.95 75,178.84	100.20 3.56%	75,152.34 7.47	0.31% (26.50)	Aaa/AA+ AA+	3.50 3.26
91282CGT2	UNITED STATES TREASURY 3.625 03/31/2028	350,000.00	05/25/2023 3.88%	346,035.16 347,141.11	100.20 3.56%	350,710.94 34.86	1.45% 3,569.83	Aaa/AA+ AA+	3.50 3.26

# HOLDINGS REPORT



Arcata CON Rec | Account #1511 | As of September 30, 2024

Cusip	Security Description	Par Value/ Units	Purchase Date Purchase Yield	Cost Value Book Value	Mkt Price Mkt YTM	Market Value Accrued Int.	% of Port. Gain/Loss	Moody's/ S&P/ Fitch	Maturity Duration
91282CHA2	UNITED STATES TREASURY 3.5 04/30/2028	70,000.00	06/22/2023 4.04%	68,353.91 68,786.55	99.75 3.57%	69,827.73 1,025.27	0.29% 1,041.18	Aaa/AA+ AA+	3.58 3.29
91282CHA2	UNITED STATES TREASURY 3.5 04/30/2028	250,000.00	06/29/2023 4.13%	243,105.47 244,897.42	99.75 3.57%	249,384.77 3,661.68	1.03% 4,487.34	Aaa/AA+ AA+	3.58 3.29
91282CHE4	UNITED STATES TREASURY 3.625 05/31/2028	75,000.00	06/22/2023 4.00%	73,746.09 74,069.99	100.16 3.58%	75,117.19 913.68	0.31% 1,047.19	Aaa/AA+ AA+	3.67 3.36
91282CHK0	UNITED STATES TREASURY 4.0 06/30/2028	65,000.00	09/18/2023 4.49%	63,644.14 63,937.68	101.50 3.57%	65,972.46 657.07	0.27% 2,034.78	Aaa/AA+ AA+	3.75 3.42
91282CHK0	UNITED STATES TREASURY 4.0 06/30/2028	250,000.00	06/29/2023 4.11%	248,818.36 249,115.23	101.50 3.57%	253,740.24 2,527.17	1.05% 4,625.01	Aaa/AA+ AA+	3.75 3.42
91282CHQ7	UNITED STATES TREASURY 4.125 07/31/2028	70,000.00	08/22/2023 4.48%	68,922.66 69,164.52	101.94 3.58%	71,358.98 486.48	0.29% 2,194.46	Aaa/AA+ AA+	3.84 3.50
91282CHQ7	UNITED STATES TREASURY 4.125 07/31/2028	400,000.00	08/22/2023 4.48%	393,843.75 395,225.84	101.94 3.58%	407,765.62 2,779.89	1.68% 12,539.79	Aaa/AA+ AA+	3.84 3.50
91282CHX2	UNITED STATES TREASURY 4.375 08/31/2028	65,000.00	09/18/2023 4.45%	64,771.48 64,819.26	102.89 3.58%	66,876.37 243.53	0.28% 2,057.11	Aaa/AA+ AA+	3.92 3.57
91282CHX2	UNITED STATES TREASURY 4.375 08/31/2028	375,000.00	09/19/2023 4.48%	373,212.89 373,585.74	102.89 3.58%	385,825.20 1,404.96	1.59% 12,239.46	Aaa/AA+ AA+	3.92 3.57
91282CJA0	UNITED STATES TREASURY 4.625 09/30/2028	60,000.00	10/23/2023 4.82%	59,479.69 59,578.67	103.88 3.57%	62,329.69 7.62	0.26% 2,751.01	Aaa/AA+ AA+	4.00 3.64
91282CJA0	UNITED STATES TREASURY 4.625 09/30/2028	225,000.00	10/23/2023 4.82%	223,048.83 223,420.02	103.88 3.57%	233,736.33 28.59	0.96% 10,316.31	Aaa/AA+ AA+	4.00 3.64
91282CJF9	UNITED STATES TREASURY 4.875 10/31/2028	65,000.00	12/21/2023 3.88%	67,825.98 67,373.82	104.88 3.58%	68,173.83 1,326.05	0.28% 800.00	Aaa/AA+ AA+	4.08 3.62
91282CJF9	UNITED STATES TREASURY 4.875 10/31/2028	400,000.00	11/06/2023 4.57%	405,390.63 404,416.17	104.88 3.58%	419,531.25 8,160.33	1.73% 15,115.08	Aaa/AA+ AA+	4.08 3.62
91282CJN2	UNITED STATES TREASURY 4.375 11/30/2028	65,000.00	12/21/2023 3.86%	66,490.43 66,255.92	103.06 3.58%	66,990.63 955.69	0.28% 734.70	Aaa/AA+ AA+	4.17 3.74
91282CJN2	UNITED STATES TREASURY 4.375 11/30/2028	175,000.00	12/21/2023 3.86%	179,012.70 178,381.34	103.06 3.58%	180,359.38 2,573.00	0.74% 1,978.04	Aaa/AA+ AA+	4.17 3.74
91282CJR3	UNITED STATES TREASURY 3.75 12/31/2028	65,000.00	01/16/2024 3.90%	64,553.13 64,616.83	100.67 3.58%	65,436.72 616.00	0.27% 819.89	Aaa/AA+ AA+	4.25 3.86
91282CJR3	UNITED STATES TREASURY 3.75 12/31/2028	500,000.00	01/16/2024 3.90%	496,562.50 497,052.49	100.67 3.58%	503,359.38 4,738.45	2.08% 6,306.89	Aaa/AA+ AA+	4.25 3.86
91282CJW2	UNITED STATES TREASURY 4.0 01/31/2029	65,000.00	02/12/2024 4.15%	64,578.52 64,632.19	101.69 3.58%	66,096.88 438.04	0.27% 1,464.68	Aaa/AA+ AA+	4.34 3.93

# HOLDINGS REPORT



Arcata CON Rec | Account #1511 | As of September 30, 2024

Cusip	Security Description	Par Value/ Units	Purchase Date Purchase Yield	Cost Value Book Value	Mkt Price Mkt YTM	Market Value Accrued Int.	% of Port. Gain/Loss	Moody's/ S&P/ Fitch	Maturity Duration
91282CJW2	UNITED STATES TREASURY 4.0 01/31/2029	500,000.00	02/12/2024 4.15%	496,757.81 497,170.68	101.69 3.58%	508,437.50 3,369.57	2.10% 11,266.82	Aaa/AA+ AA+	4.34 3.93
91282CKD2	UNITED STATES TREASURY 4.25 02/28/2029	75,000.00	03/21/2024 4.26%	74,976.56 74,979.07	102.78 3.56%	77,083.01 272.96	0.32% 2,103.94	Aaa/AA+ AA+	4.41 3.99
91282CKD2	UNITED STATES TREASURY 4.25 02/28/2029	600,000.00	-- 4.51%	593,287.11 593,888.20	102.78 3.56%	616,664.06 2,183.70	2.55% 22,775.87	Aaa/AA+ AA+	4.41 3.99
91282CKG5	UNITED STATES TREASURY 4.125 03/31/2029	80,000.00	04/25/2024 4.72%	77,918.75 78,101.44	102.27 3.57%	81,815.62 9.07	0.34% 3,714.19	Aaa/AA+ AA+	4.50 4.08
91282CKG5	UNITED STATES TREASURY 4.125 03/31/2029	500,000.00	04/25/2024 4.72%	486,992.19 488,133.99	102.27 3.57%	511,347.66 56.66	2.11% 23,213.67	Aaa/AA+ AA+	4.50 4.08
91282CKP5	UNITED STATES TREASURY 4.625 04/30/2029	75,000.00	05/28/2024 4.52%	75,325.20 75,302.58	104.42 3.57%	78,316.41 1,451.60	0.32% 3,013.83	Aaa/AA+ AA+	4.58 4.04
91282CKP5	UNITED STATES TREASURY 4.625 04/30/2029	500,000.00	05/28/2024 4.52%	502,167.97 502,017.17	104.42 3.57%	522,109.38 9,677.31	2.16% 20,092.21	Aaa/AA+ AA+	4.58 4.04
91282CKT7	UNITED STATES TREASURY 4.5 05/31/2029	60,000.00	06/26/2024 4.33%	60,452.34 60,428.20	104.00 3.56%	62,400.00 907.38	0.26% 1,971.80	Aaa/AA+ AA+	4.67 4.13
91282CKT7	UNITED STATES TREASURY 4.5 05/31/2029	525,000.00	06/26/2024 4.33%	528,958.01 528,746.80	104.00 3.56%	546,000.00 7,939.55	2.25% 17,253.20	Aaa/AA+ AA+	4.67 4.13
91282CKX8	UNITED STATES TREASURY 4.25 06/30/2029	70,000.00	07/22/2024 4.19%	70,191.41 70,183.98	102.92 3.57%	72,045.31 751.83	0.30% 1,861.33	Aaa/AA+ AA+	4.75 4.24
91282CLK5	UNITED STATES TREASURY 3.625 08/31/2029	350,000.00	09/18/2024 3.49%	352,119.14 352,105.07	100.30 3.56%	351,039.06 1,086.50	1.45% (1,066.00)	Aaa/AA+ AA+	4.92 4.45
<b>Total US Treasury</b>		<b>18,535,000.00</b>	<b>3.21%</b>	<b>18,385,734.22</b> <b>18,426,681.42</b>	<b>99.58</b> <b>3.68%</b>	<b>18,440,317.98</b> <b>117,909.22</b>	<b>76.12%</b> <b>13,636.55</b>	<b>Aaa/AA+</b> <b>AA+</b>	<b>2.84</b> <b>2.62</b>
<b>Total Portfolio</b>		<b>24,277,076.33</b>	<b>3.18%</b>	<b>24,147,113.10</b> <b>24,189,451.73</b>	<b>99.50</b> <b>3.73%</b>	<b>24,225,442.98</b> <b>150,179.02</b>	<b>100.00%</b> <b>35,991.25</b>	<b>Aaa/AA+</b> <b>AA+</b>	<b>2.79</b> <b>2.57</b>
<b>Total Market Value + Accrued</b>						<b>24,375,621.99</b>			

# TRANSACTION LEDGER



Arcata CON Rec | Account #1511 | As of September 30, 2024

Transaction Type	Settlement Date	CUSIP	Quantity	Security Description	Price	Acq/Disp Yield	Amount	Interest Pur/Sold	Total Amount	Gain/Loss
<b>ACQUISITIONS</b>										
Purchase	09/03/2024	31846V807	4,415.63	FIRST AMER:TRS OBG Y	1.000	4.87%	(4,415.63)	0.00	(4,415.63)	0.00
Purchase	09/03/2024	31846V807	35,812.50	FIRST AMER:TRS OBG Y	1.000	4.87%	(35,812.50)	0.00	(35,812.50)	0.00
Purchase	09/04/2024	31846V807	48.02	FIRST AMER:TRS OBG Y	1.000	4.85%	(48.02)	0.00	(48.02)	0.00
Purchase	09/04/2024	31846V807	868.60	FIRST AMER:TRS OBG Y	1.000	4.85%	(868.60)	0.00	(868.60)	0.00
Purchase	09/09/2024	31846V807	9,843.75	FIRST AMER:TRS OBG Y	1.000	4.85%	(9,843.75)	0.00	(9,843.75)	0.00
Purchase	09/10/2024	31846V807	10,687.50	FIRST AMER:TRS OBG Y	1.000	4.85%	(10,687.50)	0.00	(10,687.50)	0.00
Purchase	09/16/2024	31846V807	5,187.50	FIRST AMER:TRS OBG Y	1.000	4.84%	(5,187.50)	0.00	(5,187.50)	0.00
Purchase	09/19/2024	91282CLK5	350,000.00	UNITED STATES TREASURY 3.625 08/31/2029	100.605	3.49%	(352,119.14)	(665.92)	(352,785.06)	0.00
Purchase	09/23/2024	31846V807	8,925.00	FIRST AMER:TRS OBG Y	1.000	4.52%	(8,925.00)	0.00	(8,925.00)	0.00
Purchase	09/30/2024	31846V807	7,246.88	FIRST AMER:TRS OBG Y	1.000	4.48%	(7,246.88)	0.00	(7,246.88)	0.00
Purchase	09/30/2024	31846V807	47,909.38	FIRST AMER:TRS OBG Y	1.000	4.48%	(47,909.38)	0.00	(47,909.38)	0.00
<b>Total Purchase</b>			<b>480,944.76</b>				<b>(483,063.90)</b>	<b>(665.92)</b>	<b>(483,729.82)</b>	<b>0.00</b>
<b>TOTAL ACQUISITIONS</b>			<b>480,944.76</b>				<b>(483,063.90)</b>	<b>(665.92)</b>	<b>(483,729.82)</b>	<b>0.00</b>
<b>OTHER</b>										
Sale	09/19/2024	31846V807	(352,785.06)	FIRST AMER:TRS OBG Y	1.000	4.82%	352,785.06	0.00	352,785.06	0.00
Sale	09/25/2024	31846V807	(104.17)	FIRST AMER:TRS OBG Y	1.000	4.49%	104.17	0.00	104.17	0.00
<b>Total Sale</b>			<b>(352,889.23)</b>				<b>352,889.23</b>	<b>0.00</b>	<b>352,889.23</b>	<b>0.00</b>
<b>TOTAL OTHER TRANSACTIONS</b>			<b>(352,889.23)</b>				<b>352,889.23</b>	<b>0.00</b>	<b>352,889.23</b>	<b>0.00</b>
<b>OTHER</b>										
Coupon	09/08/2024	3130AWTR1	0.00	FEDERAL HOME LOAN BANKS 4.375 09/08/2028		4.47%	9,843.75	0.00	9,843.75	0.00
Coupon	09/10/2024	3130ATS57	0.00	FEDERAL HOME LOAN BANKS 4.5 03/10/2028		3.99%	10,687.50	0.00	10,687.50	0.00
Coupon	09/15/2024	24422EWK1	0.00	JOHN DEERE CAPITAL CORP 4.15 09/15/2027		4.15%	5,187.50	0.00	5,187.50	0.00

# TRANSACTION LEDGER



Arcata CON Rec | Account #1511 | As of September 30, 2024

Transaction Type	Settlement Date	CUSIP	Quantity	Security Description	Price	Acq/Disp Yield	Amount	Interest Pur/Sold	Total Amount	Gain/Loss
Coupon	09/22/2024	3133EPWK7	0.00	FEDERAL FARM CREDIT BANKS FUNDING CORP 4.5 09/22/2028		4.67%	8,437.50	0.00	8,437.50	0.00
Coupon	09/23/2024	3137EAEX3	0.00	FEDERAL HOME LOAN MORTGAGE CORP 0.375 09/23/2025		0.44%	487.50	0.00	487.50	0.00
Coupon	09/30/2024	91282CAM3	0.00	UNITED STATES TREASURY 0.25 09/30/2025		0.26%	81.25	0.00	81.25	0.00
Coupon	09/30/2024	91282CBT7	0.00	UNITED STATES TREASURY 0.75 03/31/2026		0.86%	937.50	0.00	937.50	0.00
Coupon	09/30/2024	91282CBT7	0.00	UNITED STATES TREASURY 0.75 03/31/2026		0.91%	206.25	0.00	206.25	0.00
Coupon	09/30/2024	91282CCZ2	0.00	UNITED STATES TREASURY 0.875 09/30/2026		1.18%	306.25	0.00	306.25	0.00
Coupon	09/30/2024	9128285C0	0.00	UNITED STATES TREASURY 3.0 09/30/2025		1.88%	6,675.00	0.00	6,675.00	0.00
Coupon	09/30/2024	91282CEF4	0.00	UNITED STATES TREASURY 2.5 03/31/2027		2.73%	4,062.50	0.00	4,062.50	0.00
Coupon	09/30/2024	91282CEF4	0.00	UNITED STATES TREASURY 2.5 03/31/2027		3.23%	812.50	0.00	812.50	0.00
Coupon	09/30/2024	91282CGT2	0.00	UNITED STATES TREASURY 3.625 03/31/2028		3.55%	1,359.38	0.00	1,359.38	0.00
Coupon	09/30/2024	91282CFM8	0.00	UNITED STATES TREASURY 4.125 09/30/2027		3.61%	1,443.75	0.00	1,443.75	0.00
Coupon	09/30/2024	91282CGT2	0.00	UNITED STATES TREASURY 3.625 03/31/2028		3.88%	6,343.75	0.00	6,343.75	0.00
Coupon	09/30/2024	912828YG9	0.00	UNITED STATES TREASURY 1.625 09/30/2026		4.03%	4,062.50	0.00	4,062.50	0.00
Coupon	09/30/2024	91282CFM8	0.00	UNITED STATES TREASURY 4.125 09/30/2027		4.06%	10,312.50	0.00	10,312.50	0.00
Coupon	09/30/2024	91282CKG5	0.00	UNITED STATES TREASURY 4.125 03/31/2029		4.72%	10,312.50	0.00	10,312.50	0.00
Coupon	09/30/2024	91282CKG5	0.00	UNITED STATES TREASURY 4.125 03/31/2029		4.72%	1,650.00	0.00	1,650.00	0.00

# TRANSACTION LEDGER



Arcata CON Rec | Account #1511 | As of September 30, 2024

Transaction Type	Settlement Date	CUSIP	Quantity	Security Description	Price	Acq/Disp Yield	Amount	Interest Pur/Sold	Total Amount	Gain/Loss
Coupon	09/30/2024	91282CJA0	0.00	UNITED STATES TREASURY 4.625 09/30/2028		4.82%	1,387.50	0.00	1,387.50	0.00
Coupon	09/30/2024	91282CJA0	0.00	UNITED STATES TREASURY 4.625 09/30/2028		4.82%	5,203.13	0.00	5,203.13	0.00
<b>Total Coupon</b>			<b>0.00</b>				<b>89,800.01</b>	<b>0.00</b>	<b>89,800.01</b>	<b>0.00</b>
Custody Fee	09/25/2024	CCYUSD	(104.17)	Cash		0.00%	(104.17)	0.00	(104.17)	0.00
<b>Total Custody Fee</b>			<b>(104.17)</b>				<b>(104.17)</b>	<b>0.00</b>	<b>(104.17)</b>	<b>0.00</b>
Dividend	09/30/2024	31846V807	0.00	FIRST AMER:TRS OBG Y		4.51%	918.69	0.00	918.69	0.00
<b>Total Dividend</b>			<b>0.00</b>				<b>918.69</b>	<b>0.00</b>	<b>918.69</b>	<b>0.00</b>
<b>TOTAL OTHER TRANSACTIONS</b>			<b>(104.17)</b>				<b>90,614.53</b>	<b>0.00</b>	<b>90,614.53</b>	<b>0.00</b>

# INCOME EARNED



Arcata CON Rec | Account #1511 | As of September 30, 2024

Cusip	Security Description	Trade Date Settle Date Units	Book Value: Begin Book Value: Acq Book Value: Disp Book Value: End	Prior Accrued Inc. Received Ending Accrued Total Interest	Accr. Of Discount Amort. Of Premium Net Accret/Amort Income Earned	Total Income
<b>CASH &amp; EQUIVALENTS</b>						
31846V807	FIRST AMER:TRS OBG Y	91,157.64	313,102.11 130,944.76 (352,889.23) 91,157.64	0.00 916.62 0.00 916.62	0.00 0.00 0.00 916.62	916.62
CCYUSD	Receivable	918.69	41,144.75 0.00 0.00 918.69	0.00 0.00 0.00 0.00	0.00 0.00 0.00 0.00	0.00
<b>Total Cash &amp; Equivalents</b>			<b>92,076.33</b>	<b>916.62</b>	<b>916.62</b>	<b>916.62</b>
<b>FIXED INCOME</b>						
24422EWK1	JOHN DEERE CAPITAL CORP 4.15 09/15/2027	08/23/2024 08/26/2024 250,000.00	249,995.03 0.00 0.00 249,995.16	4,784.03 5,187.50 461.11 864.58	0.13 0.00 0.13 864.72	864.72
3130ATS57	FEDERAL HOME LOAN BANKS 4.5 03/10/2028	03/21/2023 03/22/2023 475,000.00	482,596.08 0.00 0.00 482,418.88	10,153.13 10,687.50 1,246.88 1,781.25	0.00 (177.20) (177.20) 1,604.05	1,604.05
3130AWC24	FEDERAL HOME LOAN BANKS 4.0 06/09/2028	06/29/2023 06/30/2023 300,000.00	298,069.46 0.00 0.00 298,111.52	2,733.33 0.00 3,733.33 1,000.00	42.06 0.00 42.06 1,042.06	1,042.06
3130AWN63	FEDERAL HOME LOAN BANKS 4.0 06/30/2028	07/13/2023 07/14/2023 400,000.00	399,179.55 0.00 0.00 399,197.16	2,711.11 0.00 4,044.44 1,333.33	17.61 0.00 17.61 1,350.94	1,350.94
3130AWTR1	FEDERAL HOME LOAN BANKS 4.375 09/08/2028	09/07/2023 09/11/2023 450,000.00	448,410.07 0.00 0.00 448,442.56	9,460.94 9,843.75 1,257.81 1,640.63	32.49 0.00 32.49 1,673.12	1,673.12

# INCOME EARNED



Arcata CON Rec | Account #1511 | As of September 30, 2024

Cusip	Security Description	Trade Date Settle Date Units	Book Value: Begin Book Value: Acq Book Value: Disp Book Value: End	Prior Accrued Inc. Received Ending Accrued Total Interest	Accr. Of Discount Amort. Of Premium Net Accret/Amort Income Earned	Total Income
3130AXQK7	FEDERAL HOME LOAN BANKS 4.75 12/08/2028	12/07/2023 12/08/2023 400,000.00	408,741.32 0.00 0.00 408,573.11	4,380.56 0.00 5,963.89 1,583.33	0.00 (168.21) (168.21) 1,415.12	1,415.12
3133EPWK7	FEDERAL FARM CREDIT BANKS FUNDING CORP 4.5 09/22/2028	09/25/2023 09/26/2023 375,000.00	372,673.96 0.00 0.00 372,721.05	7,453.13 8,437.50 421.88 1,406.25	47.09 0.00 47.09 1,453.34	1,453.34
3133ERMB4	FEDERAL FARM CREDIT BANKS FUNDING CORP 4.25 07/23/2027	07/22/2024 07/23/2024 450,000.00	448,694.98 0.00 0.00 448,732.09	2,018.75 0.00 3,612.50 1,593.75	37.11 0.00 37.11 1,630.86	1,630.86
3135G03U5	FEDERAL NATIONAL MORTGAGE ASSOCIATION 0.625 04/22/2025	300,000.00	299,997.32 0.00 0.00 299,997.66	671.88 0.00 828.13 156.25	6.78 (6.43) 0.35 156.60	156.60
3135G04Z3	FEDERAL NATIONAL MORTGAGE ASSOCIATION 0.5 06/17/2025	06/17/2020 06/19/2020 215,000.00	214,929.48 0.00 0.00 214,936.80	220.97 0.00 310.56 89.58	7.32 0.00 7.32 96.90	96.90
3135G05X7	FEDERAL NATIONAL MORTGAGE ASSOCIATION 0.375 08/25/2025	08/25/2020 08/27/2020 260,000.00	259,761.18 0.00 0.00 259,781.19	16.25 0.00 97.50 81.25	20.01 0.00 20.01 101.26	101.26
3135G06G3	FEDERAL NATIONAL MORTGAGE ASSOCIATION 0.5 11/07/2025	11/09/2020 11/12/2020 280,000.00	279,762.20 0.00 0.00 279,778.71	443.33 0.00 560.00 116.67	16.51 0.00 16.51 133.18	133.18
3135G0X24	FEDERAL NATIONAL MORTGAGE ASSOCIATION 1.625 01/07/2025	01/17/2020 01/21/2020 300,000.00	299,928.62 0.00 0.00 299,945.35	731.25 0.00 1,137.50 406.25	16.73 0.00 16.73 422.98	422.98
3137EAEP0	FEDERAL HOME LOAN MORTGAGE CORP 1.5 02/12/2025	02/13/2020 02/14/2020 270,000.00	269,981.32 0.00 0.00 269,984.73	213.75 0.00 551.25 337.50	3.42 0.00 3.42 340.92	340.92

# INCOME EARNED



Arcata CON Rec | Account #1511 | As of September 30, 2024

Cusip	Security Description	Trade Date Settle Date Units	Book Value: Begin Book Value: Acq Book Value: Disp Book Value: End	Prior Accrued Inc. Received Ending Accrued Total Interest	Accr. Of Discount Amort. Of Premium Net Accret/Amort Income Earned	Total Income
3137EAEU9	FEDERAL HOME LOAN MORTGAGE CORP 0.375 07/21/2025	07/21/2020 07/23/2020 165,000.00	164,854.49 0.00 0.00 164,868.00	68.75 0.00 120.31 51.56	13.51 0.00 13.51 65.08	65.08
3137EAEX3	FEDERAL HOME LOAN MORTGAGE CORP 0.375 09/23/2025	09/23/2020 09/25/2020 260,000.00	259,833.95 0.00 0.00 259,846.82	427.92 487.50 21.67 81.25	12.87 0.00 12.87 94.12	94.12
437076DC3	HOME DEPOT INC 4.75 06/25/2029	08/23/2024 08/26/2024 250,000.00	255,996.67 0.00 0.00 255,892.50	2,177.08 0.00 3,166.67 989.58	0.00 (104.17) (104.17) 885.41	885.41
89236TMF9	TOYOTA MOTOR CREDIT CORP 5.05 05/16/2029	08/23/2024 08/26/2024 250,000.00	257,603.45 0.00 0.00 257,470.67	3,682.29 0.00 4,734.38 1,052.08	0.00 (132.77) (132.77) 919.31	919.31
9128282A7	UNITED STATES TREASURY 1.5 08/15/2026	360,000.00	364,225.97 0.00 0.00 364,048.16	249.46 0.00 689.67 440.22	0.00 (177.81) (177.81) 262.41	262.41
9128284M9	UNITED STATES TREASURY 2.875 04/30/2025	05/14/2020 05/15/2020 65,000.00	66,087.32 0.00 0.00 65,951.97	629.69 0.00 782.03 152.34	0.00 (135.35) (135.35) 16.99	16.99
9128284R8	UNITED STATES TREASURY 2.875 05/31/2025	490,000.00	487,064.79 0.00 0.00 487,388.52	3,579.61 0.00 4,734.32 1,154.71	455.44 (131.70) 323.74 1,478.45	1,478.45
9128284Z0	UNITED STATES TREASURY 2.75 08/31/2025	425,000.00	433,580.65 0.00 0.00 432,873.45	32.29 5,843.75 1,000.86 6,812.33	0.00 (707.20) (707.20) 6,105.13	6,105.13
9128285C0	UNITED STATES TREASURY 3.0 09/30/2025	02/25/2022 02/28/2022 445,000.00	450,222.89 0.00 0.00 449,825.20	5,617.21 6,675.00 36.68 1,094.46	0.00 (397.68) (397.68) 696.78	696.78

# INCOME EARNED



Arcata CON Rec | Account #1511 | As of September 30, 2024

Cusip	Security Description	Trade Date Settle Date Units	Book Value: Begin Book Value: Acq Book Value: Disp Book Value: End	Prior Accrued Inc. Received Ending Accrued Total Interest	Accr. Of Discount Amort. Of Premium Net Accret/Amort Income Earned	Total Income
9128286S4	UNITED STATES TREASURY 2.375 04/30/2026	12/01/2022 12/02/2022 500,000.00	487,774.28 0.00 0.00 488,379.51	4,001.36 0.00 4,969.43 968.07	605.23 0.00 605.23 1,573.30	1,573.30
912828K74	UNITED STATES TREASURY 2.0 08/15/2025	08/27/2020 08/28/2020 65,000.00	66,037.12 0.00 0.00 65,947.71	60.05 0.00 166.03 105.98	0.00 (89.41) (89.41) 16.57	16.57
912828M56	UNITED STATES TREASURY 2.25 11/15/2025	11/23/2020 11/24/2020 65,000.00	66,438.14 0.00 0.00 66,340.08	433.19 0.00 552.41 119.23	0.00 (98.05) (98.05) 21.17	21.17
912828U24	UNITED STATES TREASURY 2.0 11/15/2026	565,000.00	546,697.02 0.00 0.00 547,379.12	3,347.01 0.00 4,268.21 921.20	720.25 (38.15) 682.10 1,603.29	1,603.29
912828V98	UNITED STATES TREASURY 2.25 02/15/2027	270,000.00	267,781.09 0.00 0.00 267,855.30	280.64 0.00 775.88 495.24	74.21 0.00 74.21 569.46	569.46
912828X88	UNITED STATES TREASURY 2.375 05/15/2027	08/30/2022 08/31/2022 65,000.00	63,392.68 0.00 0.00 63,441.58	457.25 0.00 583.10 125.85	48.90 0.00 48.90 174.75	174.75
912828XB1	UNITED STATES TREASURY 2.125 05/15/2025	03/23/2022 03/24/2022 65,000.00	64,894.12 0.00 0.00 64,906.53	409.12 0.00 521.72 112.60	12.41 0.00 12.41 125.01	125.01
912828YG9	UNITED STATES TREASURY 1.625 09/30/2026	11/28/2022 11/29/2022 500,000.00	476,890.72 0.00 0.00 477,804.13	3,418.72 4,062.50 22.32 666.11	913.41 0.00 913.41 1,579.52	1,579.52
912828Z52	UNITED STATES TREASURY 1.375 01/31/2025	10/26/2021 10/27/2021 125,000.00	125,276.45 0.00 0.00 125,221.89	149.46 0.00 289.57 140.12	0.00 (54.56) (54.56) 85.55	85.55

# INCOME EARNED



Arcata CON Rec | Account #1511 | As of September 30, 2024

Cusip	Security Description	Trade Date Settle Date Units	Book Value: Begin Book Value: Acq Book Value: Disp Book Value: End	Prior Accrued Inc. Received Ending Accrued Total Interest	Accr. Of Discount Amort. Of Premium Net Accret/Amort Income Earned	Total Income
912828Z78	UNITED STATES TREASURY 1.5 01/31/2027	11/28/2022 11/29/2022 500,000.00	472,159.43 0.00 0.00 473,106.39	652.17 0.00 1,263.59 611.41	946.96 0.00 946.96 1,558.37	1,558.37
912828ZT0	UNITED STATES TREASURY 0.25 05/31/2025	06/04/2020 06/05/2020 140,000.00	139,852.15 0.00 0.00 139,868.46	88.93 0.00 117.62 28.69	16.31 0.00 16.31 45.00	45.00
912828ZW3	UNITED STATES TREASURY 0.25 06/30/2025	70,000.00	69,934.83 0.00 0.00 69,941.31	29.96 0.00 44.23 14.27	6.47 0.00 6.47 20.74	20.74
91282CAM3	UNITED STATES TREASURY 0.25 09/30/2025	09/29/2020 09/30/2020 65,000.00	64,996.17 0.00 0.00 64,996.46	68.37 81.25 0.45 13.32	0.29 0.00 0.29 13.61	13.61
91282CAZ4	UNITED STATES TREASURY 0.375 11/30/2025	400,000.00	400,002.08 0.00 0.00 400,001.94	381.15 0.00 504.10 122.95	0.30 (0.43) (0.14) 122.81	122.81
91282CBC4	UNITED STATES TREASURY 0.375 12/31/2025	330,000.00	329,849.52 0.00 0.00 329,858.81	211.85 0.00 312.74 100.88	9.29 0.00 9.29 110.17	110.17
91282CBH3	UNITED STATES TREASURY 0.375 01/31/2026	205,000.00	204,421.18 0.00 0.00 204,454.77	66.85 0.00 129.52 62.67	33.59 0.00 33.59 96.26	96.26
91282CBQ3	UNITED STATES TREASURY 0.5 02/28/2026	03/24/2021 03/25/2021 325,000.00	323,474.83 0.00 0.00 323,558.79	4.49 812.50 139.16 947.17	83.95 0.00 83.95 1,031.12	1,031.12
91282CBT7	UNITED STATES TREASURY 0.75 03/31/2026	305,000.00	304,444.75 0.00 0.00 304,473.67	962.50 1,143.75 6.28 187.53	28.92 0.00 28.92 216.45	216.45

# INCOME EARNED



Arcata CON Rec | Account #1511 | As of September 30, 2024

Cusip	Security Description	Trade Date Settle Date Units	Book Value: Begin Book Value: Acq Book Value: Disp Book Value: End	Prior Accrued Inc. Received Ending Accrued Total Interest	Accr. Of Discount Amort. Of Premium Net Accret/Amort Income Earned	Total Income
91282CBW0	UNITED STATES TREASURY 0.75 04/30/2026	04/29/2021 04/30/2021 55,000.00	54,879.50 0.00 0.00 54,885.47	138.99 0.00 172.62 33.63	5.97 0.00 5.97 39.59	39.59
91282CCF6	UNITED STATES TREASURY 0.75 05/31/2026	370,000.00	368,741.36 0.00 0.00 368,800.63	705.12 0.00 932.58 227.46	59.28 0.00 59.28 286.74	286.74
91282CCP4	UNITED STATES TREASURY 0.625 07/31/2026	350,000.00	348,763.77 0.00 0.00 348,816.90	190.22 0.00 368.55 178.33	53.13 0.00 53.13 231.46	231.46
91282CCZ2	UNITED STATES TREASURY 0.875 09/30/2026	10/27/2021 10/28/2021 70,000.00	69,565.99 0.00 0.00 69,583.15	257.72 306.25 1.68 50.21	17.15 0.00 17.15 67.37	67.37
91282CDG3	UNITED STATES TREASURY 1.125 10/31/2026	195,000.00	194,447.39 0.00 0.00 194,468.38	739.20 0.00 918.04 178.84	20.99 0.00 20.99 199.82	199.82
91282CDK4	UNITED STATES TREASURY 1.25 11/30/2026	12/22/2021 12/23/2021 325,000.00	325,236.73 0.00 0.00 325,228.07	1,032.27 0.00 1,365.27 332.99	0.00 (8.66) (8.66) 324.33	324.33
91282CEF4	UNITED STATES TREASURY 2.5 03/31/2027	390,000.00	387,031.89 0.00 0.00 387,126.52	4,102.46 4,875.00 26.79 799.33	94.63 0.00 94.63 893.95	893.95
91282CET4	UNITED STATES TREASURY 2.625 05/31/2027	540,000.00	527,284.65 0.00 0.00 527,665.35	3,601.84 0.00 4,763.73 1,161.89	380.70 0.00 380.70 1,542.58	1,542.58
91282CEY3	UNITED STATES TREASURY 3.0 07/15/2025	07/27/2022 07/28/2022 65,000.00	65,000.74 0.00 0.00 65,000.67	254.35 0.00 413.32 158.97	0.00 (0.07) (0.07) 158.90	158.90

# INCOME EARNED



Arcata CON Rec | Account #1511 | As of September 30, 2024

Cusip	Security Description	Trade Date Settle Date Units	Book Value: Begin Book Value: Acq Book Value: Disp Book Value: End	Prior Accrued Inc. Received Ending Accrued Total Interest	Accr. Of Discount Amort. Of Premium Net Accret/Amort Income Earned	Total Income
91282CFH9	UNITED STATES TREASURY 3.125 08/31/2027	525,000.00	514,487.52 0.00 0.00 514,775.80	45.32 8,203.13 1,404.96 9,562.76	288.28 0.00 288.28 9,851.04	9,851.04
91282CFM8	UNITED STATES TREASURY 4.125 09/30/2027	570,000.00	571,967.59 0.00 0.00 571,915.07	9,893.24 11,756.25 64.59 1,927.61	39.20 (91.71) (52.52) 1,875.09	1,875.09
91282CFP1	UNITED STATES TREASURY 4.25 10/15/2025	12/19/2022 12/20/2022 50,000.00	50,105.48 0.00 0.00 50,097.74	807.04 0.00 981.22 174.18	0.00 (7.74) (7.74) 166.44	166.44
91282CFU0	UNITED STATES TREASURY 4.125 10/31/2027	575,000.00	580,513.09 0.00 0.00 580,369.89	7,992.19 0.00 9,925.78 1,933.59	0.00 (143.20) (143.20) 1,790.40	1,790.40
91282CFW6	UNITED STATES TREASURY 4.5 11/15/2025	12/15/2022 12/16/2022 200,000.00	201,174.88 0.00 0.00 201,094.78	2,665.76 0.00 3,399.46 733.70	0.00 (80.11) (80.11) 653.59	653.59
91282CFZ9	UNITED STATES TREASURY 3.875 11/30/2027	775,000.00	780,331.89 0.00 0.00 780,196.90	7,630.89 0.00 10,092.47 2,461.58	0.00 (134.98) (134.98) 2,326.59	2,326.59
91282CGC9	UNITED STATES TREASURY 3.875 12/31/2027	01/24/2023 01/25/2023 65,000.00	65,560.58 0.00 0.00 65,546.75	431.20 0.00 636.53 205.33	0.00 (13.83) (13.83) 191.50	191.50
91282CGP0	UNITED STATES TREASURY 4.0 02/29/2028	03/28/2023 03/29/2023 70,000.00	70,797.55 0.00 0.00 70,778.80	7.73 1,400.00 239.78 1,632.04	0.00 (18.75) (18.75) 1,613.29	1,613.29
91282CGT2	UNITED STATES TREASURY 3.625 03/31/2028	425,000.00	422,256.99 0.00 0.00 422,319.95	6,482.41 7,703.13 42.32 1,263.04	67.16 (4.20) 62.96 1,326.00	1,326.00

# INCOME EARNED



Arcata CON Rec | Account #1511 | As of September 30, 2024

Cusip	Security Description	Trade Date Settle Date Units	Book Value: Begin Book Value: Acq Book Value: Disp Book Value: End	Prior Accrued Inc. Received Ending Accrued Total Interest	Accr. Of Discount Amort. Of Premium Net Accret/Amort Income Earned	Total Income
91282CHA2	UNITED STATES TREASURY 3.5 04/30/2028	320,000.00	313,539.00 0.00 0.00 313,683.98	3,773.91 0.00 4,686.96 913.04	144.97 0.00 144.97 1,058.02	1,058.02
91282CHE4	UNITED STATES TREASURY 3.625 05/31/2028	06/22/2023 06/23/2023 75,000.00	74,049.14 0.00 0.00 74,069.99	690.83 0.00 913.68 222.85	20.85 0.00 20.85 243.70	243.70
91282CHK0	UNITED STATES TREASURY 4.0 06/30/2028	315,000.00	313,010.20 0.00 0.00 313,052.90	2,157.07 0.00 3,184.24 1,027.17	42.70 0.00 42.70 1,069.87	1,069.87
91282CHQ7	UNITED STATES TREASURY 4.125 07/31/2028	08/22/2023 08/23/2023 470,000.00	464,270.07 0.00 0.00 464,390.36	1,685.87 0.00 3,266.37 1,580.50	120.29 0.00 120.29 1,700.80	1,700.80
91282CHX2	UNITED STATES TREASURY 4.375 08/31/2028	440,000.00	438,371.53 0.00 0.00 438,404.99	53.18 9,625.00 1,648.48 11,220.30	33.46 0.00 33.46 11,253.77	11,253.77
91282CJA0	UNITED STATES TREASURY 4.625 09/30/2028	10/23/2023 10/24/2023 285,000.00	282,957.57 0.00 0.00 282,998.69	5,546.21 6,590.63 36.21 1,080.63	41.12 0.00 41.12 1,121.76	1,121.76
91282CJF9	UNITED STATES TREASURY 4.875 10/31/2028	465,000.00	471,926.61 0.00 0.00 471,789.99	7,638.38 0.00 9,486.38 1,848.00	0.00 (136.62) (136.62) 1,711.38	1,711.38
91282CJN2	UNITED STATES TREASURY 4.375 11/30/2028	12/21/2023 12/22/2023 240,000.00	244,728.73 0.00 0.00 244,637.26	2,668.03 0.00 3,528.69 860.66	0.00 (91.46) (91.46) 769.19	769.19
91282CJR3	UNITED STATES TREASURY 3.75 12/31/2028	01/16/2024 01/17/2024 565,000.00	561,604.93 0.00 0.00 561,669.31	3,627.21 0.00 5,354.45 1,727.24	64.38 0.00 64.38 1,791.62	1,791.62

# INCOME EARNED



Arcata CON Rec | Account #1511 | As of September 30, 2024

Cusip	Security Description	Trade Date Settle Date Units	Book Value: Begin Book Value: Acq Book Value: Disp Book Value: End	Prior Accrued Inc. Received Ending Accrued Total Interest	Accr. Of Discount Amort. Of Premium Net Accret/Amort Income Earned	Total Income
91282CJW2	UNITED STATES TREASURY 4.0 01/31/2029	02/12/2024 02/13/2024 565,000.00	561,742.28 0.00 0.00 561,802.87	1,965.22 0.00 3,807.61 1,842.39	60.59 0.00 60.59 1,902.98	1,902.98
91282CKD2	UNITED STATES TREASURY 4.25 02/28/2029	675,000.00	668,753.06 0.00 0.00 668,867.26	79.25 14,343.75 2,456.66 16,721.17	114.20 0.00 114.20 16,835.37	16,835.37
91282CKG5	UNITED STATES TREASURY 4.125 03/31/2029	04/25/2024 04/26/2024 580,000.00	565,983.94 0.00 0.00 566,235.42	10,066.80 11,962.50 65.73 1,961.42	251.48 0.00 251.48 2,212.91	2,212.91
91282CKP5	UNITED STATES TREASURY 4.625 04/30/2029	05/28/2024 05/29/2024 575,000.00	577,361.37 0.00 0.00 577,319.74	8,960.94 0.00 11,128.91 2,167.97	0.00 (41.62) (41.62) 2,126.35	2,126.35
91282CKT7	UNITED STATES TREASURY 4.5 05/31/2029	06/26/2024 06/27/2024 585,000.00	589,248.55 0.00 0.00 589,175.00	6,689.14 0.00 8,846.93 2,157.79	0.00 (73.55) (73.55) 2,084.24	2,084.24
91282CKX8	UNITED STATES TREASURY 4.25 06/30/2029	07/22/2024 07/23/2024 70,000.00	70,187.16 0.00 0.00 70,183.98	509.31 0.00 751.83 242.53	0.00 (3.18) (3.18) 239.34	239.34
91282CLK5	UNITED STATES TREASURY 3.625 08/31/2029	09/18/2024 09/19/2024 350,000.00	352,119.14 0.00 0.00 352,105.07	0.00 (665.92) 1,086.50 420.58	0.00 (14.07) (14.07) 406.51	406.51
<b>Total Fixed Income</b>	<b>24,185,000.00</b>		<b>23,742,389.04</b> <b>352,119.14</b> <b>0.00</b> <b>24,097,375.40</b>	<b>180,569.06</b> <b>129,362.22</b> <b>150,179.02</b> <b>98,972.17</b>	<b>6,150.11</b> <b>(3,282.89)</b> <b>2,867.22</b> <b>101,839.39</b>	<b>101,839.39</b>
<b>TOTAL PORTFOLIO</b>	<b>24,277,076.33</b>		<b>24,096,635.90</b> <b>483,063.90</b> <b>(352,889.23)</b> <b>24,189,451.73</b>	<b>180,569.06</b> <b>130,278.84</b> <b>150,179.02</b> <b>99,888.79</b>	<b>6,150.11</b> <b>(3,282.89)</b> <b>2,867.22</b> <b>102,756.01</b>	<b>102,756.01</b>

# CASH FLOW REPORT



Arcata CON Rec | Account #1511 | As of September 30, 2024

Payment Date	Transaction Type	CUSIP	Quantity	Security Description	Principal Amount	Income	Total Amount
<b>OCTOBER 2024</b>							
10/01/2024	Dividend	31846V807	0.00		65.07		65.07
10/01/2024	Dividend	31846V807	0.00		853.62		853.62
10/15/2024	Coupon	91282CFP1	50,000.00	UNITED STATES TREASURY 4.25 10/15/2025		1,062.50	1,062.50
10/22/2024	Coupon	3135G03U5	300,000.00	FEDERAL NATIONAL MORTGAGE ASSOCIATION 0.625 04/22/2025		937.50	937.50
10/31/2024	Coupon	9128284M9	65,000.00	UNITED STATES TREASURY 2.875 04/30/2025		934.38	934.38
10/31/2024	Coupon	9128286S4	500,000.00	UNITED STATES TREASURY 2.375 04/30/2026		5,937.50	5,937.50
10/31/2024	Coupon	91282CBW0	55,000.00	UNITED STATES TREASURY 0.75 04/30/2026		206.25	206.25
10/31/2024	Coupon	91282CDG3	60,000.00	UNITED STATES TREASURY 1.125 10/31/2026		337.50	337.50
10/31/2024	Coupon	91282CDG3	135,000.00	UNITED STATES TREASURY 1.125 10/31/2026		759.38	759.38
10/31/2024	Coupon	91282CFU0	75,000.00	UNITED STATES TREASURY 4.125 10/31/2027		1,546.88	1,546.88
10/31/2024	Coupon	91282CFU0	500,000.00	UNITED STATES TREASURY 4.125 10/31/2027		10,312.50	10,312.50
10/31/2024	Coupon	91282CHA2	70,000.00	UNITED STATES TREASURY 3.5 04/30/2028		1,225.00	1,225.00
10/31/2024	Coupon	91282CHA2	250,000.00	UNITED STATES TREASURY 3.5 04/30/2028		4,375.00	4,375.00
10/31/2024	Coupon	91282CJF9	65,000.00	UNITED STATES TREASURY 4.875 10/31/2028		1,584.38	1,584.38
10/31/2024	Coupon	91282CJF9	400,000.00	UNITED STATES TREASURY 4.875 10/31/2028		9,750.00	9,750.00
10/31/2024	Coupon	91282CKP5	75,000.00	UNITED STATES TREASURY 4.625 04/30/2029		1,734.38	1,734.38
10/31/2024	Coupon	91282CKP5	500,000.00	UNITED STATES TREASURY 4.625 04/30/2029		11,562.50	11,562.50
<b>October 2024 Total</b>					<b>918.69</b>	<b>52,265.63</b>	<b>53,184.32</b>
<b>NOVEMBER 2024</b>							
11/07/2024	Coupon	3135G06G3	280,000.00	FEDERAL NATIONAL MORTGAGE ASSOCIATION 0.5 11/07/2025		700.00	700.00
11/15/2024	Coupon	912828M56	65,000.00	UNITED STATES TREASURY 2.25 11/15/2025		731.25	731.25
11/15/2024	Coupon	912828U24	65,000.00	UNITED STATES TREASURY 2.0 11/15/2026		650.00	650.00
11/15/2024	Coupon	912828U24	500,000.00	UNITED STATES TREASURY 2.0 11/15/2026		5,000.00	5,000.00
11/15/2024	Coupon	912828X88	65,000.00	UNITED STATES TREASURY 2.375 05/15/2027		771.88	771.88
11/15/2024	Coupon	912828XB1	65,000.00	UNITED STATES TREASURY 2.125 05/15/2025		690.63	690.63
11/15/2024	Coupon	91282CFW6	200,000.00	UNITED STATES TREASURY 4.5 11/15/2025		4,500.00	4,500.00
11/18/2024	Coupon	89236TMF9	250,000.00	TOYOTA MOTOR CREDIT CORP 5.05 05/16/2029		6,312.50	6,312.50

# CASH FLOW REPORT



Arcata CON Rec | Account #1511 | As of September 30, 2024

Payment Date	Transaction Type	CUSIP	Quantity	Security Description	Principal Amount	Income	Total Amount
<b>November 2024</b>							
<b>Total</b>							<b>19,356.25</b>
<b>DECEMBER 2024</b>							
12/02/2024	Coupon	9128284R8	65,000.00	UNITED STATES TREASURY 2.875 05/31/2025		934.38	934.38
12/02/2024	Coupon	9128284R8	425,000.00	UNITED STATES TREASURY 2.875 05/31/2025		6,109.38	6,109.38
12/02/2024	Coupon	912828ZT0	140,000.00	UNITED STATES TREASURY 0.25 05/31/2025		175.00	175.00
12/02/2024	Coupon	91282CAZ4	65,000.00	UNITED STATES TREASURY 0.375 11/30/2025		121.88	121.88
12/02/2024	Coupon	91282CAZ4	335,000.00	UNITED STATES TREASURY 0.375 11/30/2025		628.13	628.13
12/02/2024	Coupon	91282CCF6	70,000.00	UNITED STATES TREASURY 0.75 05/31/2026		262.50	262.50
12/02/2024	Coupon	91282CCF6	300,000.00	UNITED STATES TREASURY 0.75 05/31/2026		1,125.00	1,125.00
12/02/2024	Coupon	91282CDK4	325,000.00	UNITED STATES TREASURY 1.25 11/30/2026		2,031.25	2,031.25
12/02/2024	Coupon	91282CET4	540,000.00	UNITED STATES TREASURY 2.625 05/31/2027		7,087.50	7,087.50
12/02/2024	Coupon	91282CFZ9	775,000.00	UNITED STATES TREASURY 3.875 11/30/2027		15,015.63	15,015.63
12/02/2024	Coupon	91282CHE4	75,000.00	UNITED STATES TREASURY 3.625 05/31/2028		1,359.38	1,359.38
12/02/2024	Coupon	91282CJN2	65,000.00	UNITED STATES TREASURY 4.375 11/30/2028		1,421.88	1,421.88
12/02/2024	Coupon	91282CJN2	175,000.00	UNITED STATES TREASURY 4.375 11/30/2028		3,828.13	3,828.13
12/02/2024	Coupon	91282CKT7	60,000.00	UNITED STATES TREASURY 4.5 05/31/2029		1,350.00	1,350.00
12/02/2024	Coupon	91282CKT7	525,000.00	UNITED STATES TREASURY 4.5 05/31/2029		11,812.50	11,812.50
12/09/2024	Coupon	3130AWC24	300,000.00	FEDERAL HOME LOAN BANKS 4.0 06/09/2028		6,000.00	6,000.00
12/09/2024	Coupon	3130AXQK7	400,000.00	FEDERAL HOME LOAN BANKS 4.75 12/08/2028		9,500.00	9,500.00
12/17/2024	Coupon	3135G04Z3	215,000.00	FEDERAL NATIONAL MORTGAGE ASSOCIATION 0.5 06/17/2025		537.50	537.50
12/26/2024	Coupon	437076DC3	250,000.00	HOME DEPOT INC 4.75 06/25/2029		5,937.50	5,937.50
12/30/2024	Coupon	3130AWN63	400,000.00	FEDERAL HOME LOAN BANKS 4.0 06/30/2028		8,000.00	8,000.00
12/31/2024	Coupon	912828ZW3	70,000.00	UNITED STATES TREASURY 0.25 06/30/2025		87.50	87.50
12/31/2024	Coupon	91282CBC4	55,000.00	UNITED STATES TREASURY 0.375 12/31/2025		103.13	103.13
12/31/2024	Coupon	91282CBC4	275,000.00	UNITED STATES TREASURY 0.375 12/31/2025		515.63	515.63
12/31/2024	Coupon	91282CGC9	65,000.00	UNITED STATES TREASURY 3.875 12/31/2027		1,259.38	1,259.38
12/31/2024	Coupon	91282CHK0	65,000.00	UNITED STATES TREASURY 4.0 06/30/2028		1,300.00	1,300.00
12/31/2024	Coupon	91282CHK0	250,000.00	UNITED STATES TREASURY 4.0 06/30/2028		5,000.00	5,000.00
12/31/2024	Coupon	91282CJR3	65,000.00	UNITED STATES TREASURY 3.75 12/31/2028		1,218.75	1,218.75
12/31/2024	Coupon	91282CJR3	500,000.00	UNITED STATES TREASURY 3.75 12/31/2028		9,375.00	9,375.00

# CASH FLOW REPORT



Arcata CON Rec | Account #1511 | As of September 30, 2024

Payment Date	Transaction Type	CUSIP	Quantity	Security Description	Principal Amount	Income	Total Amount
12/31/2024	Coupon	91282CKX8	70,000.00	UNITED STATES TREASURY 4.25 06/30/2029		1,487.50	1,487.50
<b>December 2024 Total</b>						<b>103,584.38</b>	<b>103,584.38</b>
<b>JANUARY 2025</b>							
01/07/2025	Coupon	3135G0X24	300,000.00	FEDERAL NATIONAL MORTGAGE ASSOCIATION 1.625 01/07/2025		2,437.50	2,437.50
01/07/2025	Final Maturity	3135G0X24	300,000.00	FEDERAL NATIONAL MORTGAGE ASSOCIATION 1.625 01/07/2025	300,000.00		300,000.00
01/15/2025	Coupon	91282CEY3	65,000.00	UNITED STATES TREASURY 3.0 07/15/2025		975.00	975.00
01/21/2025	Coupon	3137EAEU9	165,000.00	FEDERAL HOME LOAN MORTGAGE CORP 0.375 07/21/2025		309.38	309.38
01/23/2025	Coupon	3133ERMB4	450,000.00	FEDERAL FARM CREDIT BANKS FUNDING CORP 4.25 07/23/2027		9,562.50	9,562.50
01/31/2025	Coupon	912828Z52	125,000.00	UNITED STATES TREASURY 1.375 01/31/2025		859.38	859.38
01/31/2025	Final Maturity	912828Z52	125,000.00	UNITED STATES TREASURY 1.375 01/31/2025	125,000.00		125,000.00
01/31/2025	Coupon	912828Z78	500,000.00	UNITED STATES TREASURY 1.5 01/31/2027		3,750.00	3,750.00
01/31/2025	Coupon	91282CBH3	55,000.00	UNITED STATES TREASURY 0.375 01/31/2026		103.13	103.13
01/31/2025	Coupon	91282CBH3	150,000.00	UNITED STATES TREASURY 0.375 01/31/2026		281.25	281.25
01/31/2025	Coupon	91282CCP4	70,000.00	UNITED STATES TREASURY 0.625 07/31/2026		218.75	218.75
01/31/2025	Coupon	91282CCP4	280,000.00	UNITED STATES TREASURY 0.625 07/31/2026		875.00	875.00
01/31/2025	Coupon	91282CHQ7	70,000.00	UNITED STATES TREASURY 4.125 07/31/2028		1,443.75	1,443.75
01/31/2025	Coupon	91282CHQ7	400,000.00	UNITED STATES TREASURY 4.125 07/31/2028		8,250.00	8,250.00
01/31/2025	Coupon	91282CJW2	65,000.00	UNITED STATES TREASURY 4.0 01/31/2029		1,300.00	1,300.00
01/31/2025	Coupon	91282CJW2	500,000.00	UNITED STATES TREASURY 4.0 01/31/2029		10,000.00	10,000.00
<b>January 2025 Total</b>					<b>425,000.00</b>	<b>40,365.63</b>	<b>465,365.63</b>
<b>FEBRUARY 2025</b>							
02/12/2025	Coupon	3137EAEU9	270,000.00	FEDERAL HOME LOAN MORTGAGE CORP 1.5 02/12/2025		2,025.00	2,025.00
02/12/2025	Final Maturity	3137EAEU9	270,000.00	FEDERAL HOME LOAN MORTGAGE CORP 1.5 02/12/2025	270,000.00		270,000.00
02/18/2025	Coupon	9128282A7	60,000.00	UNITED STATES TREASURY 1.5 08/15/2026		450.00	450.00
02/18/2025	Coupon	9128282A7	300,000.00	UNITED STATES TREASURY 1.5 08/15/2026		2,250.00	2,250.00
02/18/2025	Coupon	912828K74	65,000.00	UNITED STATES TREASURY 2.0 08/15/2025		650.00	650.00

# CASH FLOW REPORT



Arcata CON Rec | Account #1511 | As of September 30, 2024

Payment Date	Transaction Type	CUSIP	Quantity	Security Description	Principal Amount	Income	Total Amount
02/18/2025	Coupon	912828V98	65,000.00	UNITED STATES TREASURY 2.25 02/15/2027		731.25	731.25
02/18/2025	Coupon	912828V98	205,000.00	UNITED STATES TREASURY 2.25 02/15/2027		2,306.25	2,306.25
02/25/2025	Coupon	3135G05X7	260,000.00	FEDERAL NATIONAL MORTGAGE ASSOCIATION 0.375 08/25/2025		487.50	487.50
02/28/2025	Coupon	9128284Z0	425,000.00	UNITED STATES TREASURY 2.75 08/31/2025		5,843.75	5,843.75
02/28/2025	Coupon	91282CBQ3	325,000.00	UNITED STATES TREASURY 0.5 02/28/2026		812.50	812.50
02/28/2025	Coupon	91282CFH9	525,000.00	UNITED STATES TREASURY 3.125 08/31/2027		8,203.13	8,203.13
02/28/2025	Coupon	91282CGP0	70,000.00	UNITED STATES TREASURY 4.0 02/29/2028		1,400.00	1,400.00
02/28/2025	Coupon	91282CHX2	65,000.00	UNITED STATES TREASURY 4.375 08/31/2028		1,421.88	1,421.88
02/28/2025	Coupon	91282CHX2	375,000.00	UNITED STATES TREASURY 4.375 08/31/2028		8,203.13	8,203.13
02/28/2025	Coupon	91282CKD2	75,000.00	UNITED STATES TREASURY 4.25 02/28/2029		1,593.75	1,593.75
02/28/2025	Coupon	91282CKD2	600,000.00	UNITED STATES TREASURY 4.25 02/28/2029		12,750.00	12,750.00
02/28/2025	Coupon	91282CLK5	350,000.00	UNITED STATES TREASURY 3.625 08/31/2029		6,343.75	6,343.75
<b>February 2025 Total</b>					<b>270,000.00</b>	<b>55,471.88</b>	<b>325,471.88</b>
<b>MARCH 2025</b>							
03/10/2025	Coupon	3130ATS57	475,000.00	FEDERAL HOME LOAN BANKS 4.5 03/10/2028		10,687.50	10,687.50
03/10/2025	Coupon	3130AWTR1	450,000.00	FEDERAL HOME LOAN BANKS 4.375 09/08/2028		9,843.75	9,843.75
03/17/2025	Coupon	24422EWK1	250,000.00	JOHN DEERE CAPITAL CORP 4.15 09/15/2027		5,187.50	5,187.50
03/24/2025	Coupon	3133EPWK7	375,000.00	FEDERAL FARM CREDIT BANKS FUNDING CORP 4.5 09/22/2028		8,437.50	8,437.50
03/24/2025	Coupon	3137EAEX3	260,000.00	FEDERAL HOME LOAN MORTGAGE CORP 0.375 09/23/2025		487.50	487.50
03/31/2025	Coupon	9128285C0	445,000.00	UNITED STATES TREASURY 3.0 09/30/2025		6,675.00	6,675.00
03/31/2025	Coupon	912828YG9	500,000.00	UNITED STATES TREASURY 1.625 09/30/2026		4,062.50	4,062.50
03/31/2025	Coupon	91282CAM3	65,000.00	UNITED STATES TREASURY 0.25 09/30/2025		81.25	81.25
03/31/2025	Coupon	91282CBT7	55,000.00	UNITED STATES TREASURY 0.75 03/31/2026		206.25	206.25
03/31/2025	Coupon	91282CBT7	250,000.00	UNITED STATES TREASURY 0.75 03/31/2026		937.50	937.50
03/31/2025	Coupon	91282CCZ2	70,000.00	UNITED STATES TREASURY 0.875 09/30/2026		306.25	306.25
03/31/2025	Coupon	91282CEF4	65,000.00	UNITED STATES TREASURY 2.5 03/31/2027		812.50	812.50
03/31/2025	Coupon	91282CEF4	325,000.00	UNITED STATES TREASURY 2.5 03/31/2027		4,062.50	4,062.50
03/31/2025	Coupon	91282CFM8	70,000.00	UNITED STATES TREASURY 4.125 09/30/2027		1,443.75	1,443.75

# CASH FLOW REPORT



Arcata CON Rec | Account #1511 | As of September 30, 2024

Payment Date	Transaction Type	CUSIP	Quantity	Security Description	Principal Amount	Income	Total Amount
03/31/2025	Coupon	91282CFM8	500,000.00	UNITED STATES TREASURY 4.125 09/30/2027		10,312.50	10,312.50
03/31/2025	Coupon	91282CGT2	75,000.00	UNITED STATES TREASURY 3.625 03/31/2028		1,359.38	1,359.38
03/31/2025	Coupon	91282CGT2	350,000.00	UNITED STATES TREASURY 3.625 03/31/2028		6,343.75	6,343.75
03/31/2025	Coupon	91282CJA0	60,000.00	UNITED STATES TREASURY 4.625 09/30/2028		1,387.50	1,387.50
03/31/2025	Coupon	91282CJA0	225,000.00	UNITED STATES TREASURY 4.625 09/30/2028		5,203.13	5,203.13
03/31/2025	Coupon	91282CKG5	80,000.00	UNITED STATES TREASURY 4.125 03/31/2029		1,650.00	1,650.00
03/31/2025	Coupon	91282CKG5	500,000.00	UNITED STATES TREASURY 4.125 03/31/2029		10,312.50	10,312.50
<b>March 2025 Total</b>						<b>89,800.00</b>	<b>89,800.00</b>
<b>APRIL 2025</b>							
04/15/2025	Coupon	91282CFP1	50,000.00	UNITED STATES TREASURY 4.25 10/15/2025		1,062.50	1,062.50
04/22/2025	Coupon	3135G03U5	300,000.00	FEDERAL NATIONAL MORTGAGE ASSOCIATION 0.625 04/22/2025		937.50	937.50
04/22/2025	Final Maturity	3135G03U5	300,000.00	FEDERAL NATIONAL MORTGAGE ASSOCIATION 0.625 04/22/2025	300,000.00		300,000.00
04/30/2025	Coupon	9128284M9	65,000.00	UNITED STATES TREASURY 2.875 04/30/2025		934.38	934.38
04/30/2025	Final Maturity	9128284M9	65,000.00	UNITED STATES TREASURY 2.875 04/30/2025	65,000.00		65,000.00
04/30/2025	Coupon	9128286S4	500,000.00	UNITED STATES TREASURY 2.375 04/30/2026		5,937.50	5,937.50
04/30/2025	Coupon	91282CBW0	55,000.00	UNITED STATES TREASURY 0.75 04/30/2026		206.25	206.25
04/30/2025	Coupon	91282CDG3	60,000.00	UNITED STATES TREASURY 1.125 10/31/2026		337.50	337.50
04/30/2025	Coupon	91282CDG3	135,000.00	UNITED STATES TREASURY 1.125 10/31/2026		759.38	759.38
04/30/2025	Coupon	91282CFU0	75,000.00	UNITED STATES TREASURY 4.125 10/31/2027		1,546.88	1,546.88
04/30/2025	Coupon	91282CFU0	500,000.00	UNITED STATES TREASURY 4.125 10/31/2027		10,312.50	10,312.50
04/30/2025	Coupon	91282CHA2	70,000.00	UNITED STATES TREASURY 3.5 04/30/2028		1,225.00	1,225.00
04/30/2025	Coupon	91282CHA2	250,000.00	UNITED STATES TREASURY 3.5 04/30/2028		4,375.00	4,375.00
04/30/2025	Coupon	91282CJF9	65,000.00	UNITED STATES TREASURY 4.875 10/31/2028		1,584.38	1,584.38
04/30/2025	Coupon	91282CJF9	400,000.00	UNITED STATES TREASURY 4.875 10/31/2028		9,750.00	9,750.00
04/30/2025	Coupon	91282CKP5	75,000.00	UNITED STATES TREASURY 4.625 04/30/2029		1,734.38	1,734.38
04/30/2025	Coupon	91282CKP5	500,000.00	UNITED STATES TREASURY 4.625 04/30/2029		11,562.50	11,562.50
<b>April 2025 Total</b>						<b>365,000.00</b>	<b>52,265.63</b>
<b>MAY 2025</b>							
05/07/2025	Coupon	3135G06G3	280,000.00	FEDERAL NATIONAL MORTGAGE ASSOCIATION 0.5 11/07/2025		700.00	700.00

# CASH FLOW REPORT



Arcata CON Rec | Account #1511 | As of September 30, 2024

Payment Date	Transaction Type	CUSIP	Quantity	Security Description	Principal Amount	Income	Total Amount
05/15/2025	Coupon	912828M56	65,000.00	UNITED STATES TREASURY 2.25 11/15/2025		731.25	731.25
05/15/2025	Coupon	912828U24	65,000.00	UNITED STATES TREASURY 2.0 11/15/2026		650.00	650.00
05/15/2025	Coupon	912828U24	500,000.00	UNITED STATES TREASURY 2.0 11/15/2026		5,000.00	5,000.00
05/15/2025	Coupon	912828X88	65,000.00	UNITED STATES TREASURY 2.375 05/15/2027		771.88	771.88
05/15/2025	Coupon	912828XB1	65,000.00	UNITED STATES TREASURY 2.125 05/15/2025		690.63	690.63
05/15/2025	Final Maturity	912828XB1	65,000.00	UNITED STATES TREASURY 2.125 05/15/2025	65,000.00		65,000.00
05/15/2025	Coupon	91282CFW6	200,000.00	UNITED STATES TREASURY 4.5 11/15/2025		4,500.00	4,500.00
05/16/2025	Coupon	89236TMF9	250,000.00	TOYOTA MOTOR CREDIT CORP 5.05 05/16/2029		6,312.50	6,312.50
<b>May 2025 Total</b>					<b>65,000.00</b>	<b>19,356.25</b>	<b>84,356.25</b>
<b>JUNE 2025</b>							
06/02/2025	Coupon	9128284R8	65,000.00	UNITED STATES TREASURY 2.875 05/31/2025		934.38	934.38
06/02/2025	Coupon	9128284R8	425,000.00	UNITED STATES TREASURY 2.875 05/31/2025		6,109.38	6,109.38
06/02/2025	Final Maturity	9128284R8	65,000.00	UNITED STATES TREASURY 2.875 05/31/2025	65,000.00		65,000.00
06/02/2025	Final Maturity	9128284R8	425,000.00	UNITED STATES TREASURY 2.875 05/31/2025	425,000.00		425,000.00
06/02/2025	Coupon	912828ZT0	140,000.00	UNITED STATES TREASURY 0.25 05/31/2025		175.00	175.00
06/02/2025	Final Maturity	912828ZT0	140,000.00	UNITED STATES TREASURY 0.25 05/31/2025	140,000.00		140,000.00
06/02/2025	Coupon	91282CAZ4	65,000.00	UNITED STATES TREASURY 0.375 11/30/2025		121.88	121.88
06/02/2025	Coupon	91282CAZ4	335,000.00	UNITED STATES TREASURY 0.375 11/30/2025		628.13	628.13
06/02/2025	Coupon	91282CCF6	70,000.00	UNITED STATES TREASURY 0.75 05/31/2026		262.50	262.50
06/02/2025	Coupon	91282CCF6	300,000.00	UNITED STATES TREASURY 0.75 05/31/2026		1,125.00	1,125.00
06/02/2025	Coupon	91282CDK4	325,000.00	UNITED STATES TREASURY 1.25 11/30/2026		2,031.25	2,031.25
06/02/2025	Coupon	91282CET4	540,000.00	UNITED STATES TREASURY 2.625 05/31/2027		7,087.50	7,087.50
06/02/2025	Coupon	91282CFZ9	775,000.00	UNITED STATES TREASURY 3.875 11/30/2027		15,015.63	15,015.63
06/02/2025	Coupon	91282CHE4	75,000.00	UNITED STATES TREASURY 3.625 05/31/2028		1,359.38	1,359.38
06/02/2025	Coupon	91282CJN2	65,000.00	UNITED STATES TREASURY 4.375 11/30/2028		1,421.88	1,421.88
06/02/2025	Coupon	91282CJN2	175,000.00	UNITED STATES TREASURY 4.375 11/30/2028		3,828.13	3,828.13
06/02/2025	Coupon	91282CKT7	60,000.00	UNITED STATES TREASURY 4.5 05/31/2029		1,350.00	1,350.00
06/02/2025	Coupon	91282CKT7	525,000.00	UNITED STATES TREASURY 4.5 05/31/2029		11,812.50	11,812.50
06/09/2025	Coupon	3130AWC24	300,000.00	FEDERAL HOME LOAN BANKS 4.0 06/09/2028		6,000.00	6,000.00
06/09/2025	Coupon	3130AXQK7	400,000.00	FEDERAL HOME LOAN BANKS 4.75 12/08/2028		9,500.00	9,500.00
06/17/2025	Coupon	3135G04Z3	215,000.00	FEDERAL NATIONAL MORTGAGE ASSOCIATION 0.5 06/17/2025		537.50	537.50

# CASH FLOW REPORT



Arcata CON Rec | Account #1511 | As of September 30, 2024

Payment Date	Transaction Type	CUSIP	Quantity	Security Description	Principal Amount	Income	Total Amount
06/17/2025	Final Maturity	3135G04Z3	215,000.00	FEDERAL NATIONAL MORTGAGE ASSOCIATION 0.5 06/17/2025	215,000.00		215,000.00
06/25/2025	Coupon	437076DC3	250,000.00	HOME DEPOT INC 4.75 06/25/2029		5,937.50	5,937.50
06/30/2025	Coupon	3130AWN63	400,000.00	FEDERAL HOME LOAN BANKS 4.0 06/30/2028		8,000.00	8,000.00
06/30/2025	Coupon	912828ZW3	70,000.00	UNITED STATES TREASURY 0.25 06/30/2025		87.50	87.50
06/30/2025	Final Maturity	912828ZW3	70,000.00	UNITED STATES TREASURY 0.25 06/30/2025	70,000.00		70,000.00
06/30/2025	Coupon	91282CBC4	55,000.00	UNITED STATES TREASURY 0.375 12/31/2025		103.13	103.13
06/30/2025	Coupon	91282CBC4	275,000.00	UNITED STATES TREASURY 0.375 12/31/2025		515.63	515.63
06/30/2025	Coupon	91282CGC9	65,000.00	UNITED STATES TREASURY 3.875 12/31/2027		1,259.38	1,259.38
06/30/2025	Coupon	91282CHK0	65,000.00	UNITED STATES TREASURY 4.0 06/30/2028		1,300.00	1,300.00
06/30/2025	Coupon	91282CHK0	250,000.00	UNITED STATES TREASURY 4.0 06/30/2028		5,000.00	5,000.00
06/30/2025	Coupon	91282CJR3	65,000.00	UNITED STATES TREASURY 3.75 12/31/2028		1,218.75	1,218.75
06/30/2025	Coupon	91282CJR3	500,000.00	UNITED STATES TREASURY 3.75 12/31/2028		9,375.00	9,375.00
06/30/2025	Coupon	91282CKX8	70,000.00	UNITED STATES TREASURY 4.25 06/30/2029		1,487.50	1,487.50
<b>June 2025 Total</b>					<b>915,000.00</b>	<b>103,584.38</b>	<b>1,018,584.38</b>
<b>JULY 2025</b>							
07/15/2025	Coupon	91282CEY3	65,000.00	UNITED STATES TREASURY 3.0 07/15/2025		975.00	975.00
07/15/2025	Final Maturity	91282CEY3	65,000.00	UNITED STATES TREASURY 3.0 07/15/2025	65,000.00		65,000.00
07/21/2025	Coupon	3137EAEU9	165,000.00	FEDERAL HOME LOAN MORTGAGE CORP 0.375 07/21/2025		309.38	309.38
07/21/2025	Final Maturity	3137EAEU9	165,000.00	FEDERAL HOME LOAN MORTGAGE CORP 0.375 07/21/2025	165,000.00		165,000.00
07/23/2025	Coupon	3133ERMB4	450,000.00	FEDERAL FARM CREDIT BANKS FUNDING CORP 4.25 07/23/2027		9,562.50	9,562.50
07/31/2025	Coupon	912828Z78	500,000.00	UNITED STATES TREASURY 1.5 01/31/2027		3,750.00	3,750.00
07/31/2025	Coupon	91282CBH3	55,000.00	UNITED STATES TREASURY 0.375 01/31/2026		103.13	103.13
07/31/2025	Coupon	91282CBH3	150,000.00	UNITED STATES TREASURY 0.375 01/31/2026		281.25	281.25
07/31/2025	Coupon	91282CCP4	70,000.00	UNITED STATES TREASURY 0.625 07/31/2026		218.75	218.75
07/31/2025	Coupon	91282CCP4	280,000.00	UNITED STATES TREASURY 0.625 07/31/2026		875.00	875.00
07/31/2025	Coupon	91282CHQ7	70,000.00	UNITED STATES TREASURY 4.125 07/31/2028		1,443.75	1,443.75
07/31/2025	Coupon	91282CHQ7	400,000.00	UNITED STATES TREASURY 4.125 07/31/2028		8,250.00	8,250.00
07/31/2025	Coupon	91282CJW2	65,000.00	UNITED STATES TREASURY 4.0 01/31/2029		1,300.00	1,300.00

# CASH FLOW REPORT



Arcata CON Rec | Account #1511 | As of September 30, 2024

Payment Date	Transaction Type	CUSIP	Quantity	Security Description	Principal Amount	Income	Total Amount
07/31/2025	Coupon	91282CJW2	500,000.00	UNITED STATES TREASURY 4.0 01/31/2029		10,000.00	10,000.00
<b>July 2025 Total</b>					<b>230,000.00</b>	<b>37,068.75</b>	<b>267,068.75</b>
<b>AUGUST 2025</b>							
08/15/2025	Coupon	9128282A7	60,000.00	UNITED STATES TREASURY 1.5 08/15/2026		450.00	450.00
08/15/2025	Coupon	9128282A7	300,000.00	UNITED STATES TREASURY 1.5 08/15/2026		2,250.00	2,250.00
08/15/2025	Coupon	912828K74	65,000.00	UNITED STATES TREASURY 2.0 08/15/2025		650.00	650.00
08/15/2025	Final Maturity	912828K74	65,000.00	UNITED STATES TREASURY 2.0 08/15/2025	65,000.00		65,000.00
08/15/2025	Coupon	912828V98	65,000.00	UNITED STATES TREASURY 2.25 02/15/2027		731.25	731.25
08/15/2025	Coupon	912828V98	205,000.00	UNITED STATES TREASURY 2.25 02/15/2027		2,306.25	2,306.25
08/25/2025	Coupon	3135G05X7	260,000.00	FEDERAL NATIONAL MORTGAGE ASSOCIATION 0.375 08/25/2025		487.50	487.50
08/25/2025	Final Maturity	3135G05X7	260,000.00	FEDERAL NATIONAL MORTGAGE ASSOCIATION 0.375 08/25/2025	260,000.00		260,000.00
<b>August 2025 Total</b>					<b>325,000.00</b>	<b>6,875.00</b>	<b>331,875.00</b>
<b>Grand Total</b>			<b>42,015,000.00</b>		<b>2,595,918.69</b>	<b>579,993.75</b>	<b>3,175,912.44</b>

## IMPORTANT DISCLOSURES



Arcata CON Rec | Account #1511 | As of September 30, 2024

Chandler Asset Management, Inc. (“Chandler”) is an SEC registered investment adviser. For additional information about our firm, please see our current disclosures (Form ADV). To obtain a copy of our current disclosures, you may contact your client service representative by calling the number on the front of this statement or you may visit our website at [www.chandlerasset.com](http://www.chandlerasset.com).

Information contained in this monthly statement is confidential and is provided for informational purposes only and should not be construed as specific investment or legal advice. The information contained herein was obtained from sources believed to be reliable as of the date of this statement, but may become outdated or superseded at any time without notice.

**Custody:** Your qualified custodian bank maintains control of all assets reflected in this statement and we urge you to compare this statement to the one you receive from your qualified custodian. Chandler does not have any authority to withdraw or deposit funds from/to the custodian account.

**Valuation:** Prices are provided by IDC, an independent pricing source. In the event IDC does not provide a price or if the price provided is not reflective of fair market value, Chandler will obtain pricing from an alternative approved third party pricing source in accordance with our written valuation policy and procedures. Our valuation procedures are also disclosed in Item 5 of our Form ADV Part 2A.

**Performance:** Performance results are presented gross-of-advisory fees and represent the client’s Total Return. The deduction of advisory fees lowers performance results. These results include the reinvestment of dividends and other earnings. Past performance may not be indicative of future results. Therefore, clients should not assume that future performance of any specific investment or investment strategy will be profitable or equal to past performance levels. All investment strategies have the potential for profit or loss. Economic factors, market conditions or changes in investment strategies, contributions or withdrawals may materially alter the performance and results of your portfolio.

Source ice Data Indices, LLC (“ICE”), used with permission. ICE PERMITS USE OF THE ICE INDICES AND RELATED DATA ON AN “AS IS” BASIS; ICE, ITS AFFILIATES AND THEIR RESPECTIVE THIRD PARTY SUPPLIERS DISCLAIM ANY AND ALL WARRANTIES AND REPRESENTATIONS, EXPRESS AND/OR IMPLIED, INCLUDING ANY WARRANTIES OF MERCHANTABILITY OR FITNESS FOR A PARTICULAR PURPOSE OR USE, INCLUDING THE INDICES, INDEX DATA AND ANY DATA INCLUDED IN, RELATED TO, OR DERIVED THEREFROM. NEITHER ICE DATA, ITS AFFILIATES OR THEIR RESPECTIVE THIRD PARTY PROVIDERS GUARANTEE THE QUALITY, ADEQUACY, ACCURACY, TIMELINESS OR COMPLETENESS OF THE INDICES OR THE INDEX DATA OR ANY COMPONENT THEREOF, AND THE INDICES AND INDEX DATA AND ALL COMPONENTS THEREOF ARE PROVIDED ON AN “AS IS” BASIS AND LICENSEE’S USE IS AT LICENSEE’S OWN RISK. ICE DATA, ITS AFFILIATES AND THEIR RESPECTIVE THIRD PARTY DO NOT SPONSOR, ENDORSE, OR RECOMMEND CHANDLER, OR ANY OF ITS PRODUCTS OR SERVICES.

Index returns assume reinvestment of all distributions. Historical performance results for investment indexes generally do not reflect the deduction of transaction and/or custodial charges or the deduction of an investment management fee, the incurrence of which would have the effect of decreasing historical performance results. It is not possible to invest directly in an index.

**Ratings:** Ratings information have been provided by Moody’s, S&P and Fitch through data feeds we believe to be reliable as of the date of this statement, however we cannot guarantee its accuracy.

Security level ratings for U.S. Agency issued mortgage-backed securities (“MBS”) reflect the issuer rating because the securities themselves are not rated. The issuing U.S. Agency guarantees the full and timely payment of both principal and interest and carries a AA+/Aaa/AAA by S&P, Moody’s and Fitch respectively.